

A Service of **Thumb Electric Cooperative**

March/April 2012

# Michigan COUNTRY LINES

**Valerie Donn's**

*Garden Art*

SPECIAL  
**GARDENING**  
EDITION




**4** Thumb Electric  
Celebrates 75 Years

**9** Students! Win A Trip  
To Washington, D.C.

**25** EO Programs  
For 2012





# WATERFURNACE HAS A SMARTER WAY TO HEAT YOUR HOME

Wouldn't it be nice to set the temperature of your house based more on comfort and less on your bank account? As the temperatures drop and the price of fossil fuels skyrocket, homeowners around the world are finding that a WaterFurnace geothermal system is a smart way to **reduce your carbon footprint and utility bills at the same time**. WaterFurnace units use the **clean, renewable energy found in your own backyard** to provide **savings up to 70% on heating, cooling and hot water**. It's good for the environment, great for your budget and thanks to a **30% federal tax credit**, now's the best time to act. Visit us at [waterfurnace.com](http://waterfurnace.com) to learn more and to find a local dealer.

## YOUR LOCAL WATERFURNACE DEALERS

**Bad Axe**  
B & D Heating  
(989) 269-5280

**Berrien Springs**  
WaterFurnace Michiana  
(269) 473-5667

**Big Rapids**  
Stratz Heating & Cooling  
(231) 796-3717

**Caro**  
AllTemp Comfort, Inc.  
(866) 844-HEAT (4328)

**Carsonville**  
Certified Temperature Innovations  
(810) 300-7748

**Charlotte**  
Applegate Home Comfort  
(517) 541-8013

**Cheboygan**  
Jim's Handyman  
(231) 627-7533

**Clifford**  
Orton Refrigeration & Htg  
(989) 761-7691

**DeWitt**  
S & J Htg & Clg  
(517) 669-3705

**Gaylord**  
Family Htg & Clg  
(989) 732-8099

**Grand Rapids**  
Montgomery Htg & Clg  
(616) 459-0261

Total Comfort Resource, LLC  
(616) 406-3182

**Hart**  
Adams Htg & Clg  
(231) 873-2665

**Ionia**  
Home Experts  
(800) 457-4554

**Kalkaska**  
Kalkaska Plumbing & Htg  
(231) 258-3588

**Lapeer**  
Porter & Heckman  
(810) 664-8576

**Michigan Center**  
Comfort 1 Heating/  
Lenawee Heating  
(517) 764-1500

**Mount Pleasant**  
Walton's Htg & Clg  
(989) 772-4822

**Muskegon**  
Geofurnace Htg & Clg  
(800) 922-3045

**Onaway**  
Standard Heating  
(989) 733-8309

**Palms**  
Lakeshore Improvements  
(989) 864-3833

**Traverse City**  
Geofurnace Htg & Clg  
(231) 943-1000

D&W Mechanical  
(231) 941-1215

**Webberville**  
Applegate Home Comfort  
(800) 377-2272



[waterfurnace.com](http://waterfurnace.com)  
(800) GEO-SAVE



Editor  
Gail Knudtson

Associate Editor  
Doug Snitgen

Design Editor  
Cindy Zuker

Publisher  
Craig Borr

**Michigan Country Lines**, USPS-591-710, is published monthly, except August and December, with periodicals postage paid at Okemos, MI, and additional offices. It is the official publication of the Michigan Electric Cooperative Association, 2859 W. Jolly Rd., Okemos, MI 48864.

**Subscriptions** are authorized for members of Alger Delta, Cherryland, Cloverland, Great Lakes, HomeWorks Tri-County, Midwest Energy, Ontonagon, Presque Isle, and Thumb electric cooperatives by their boards of directors. Subscriptions are \$6 per year.

**Postmaster:** send address changes to Country Lines, 2859 W. Jolly Rd., Okemos, MI 48864.

**Letters to the editor** should be sent to the same address. Phone 517-351-6322. Email: [gknudtson@meca.coop](mailto:gknudtson@meca.coop).

Association officers are **Brian Burns**, PIE&G, chairman; **Ken Swope**, Midwest Energy, 1st vice chairman; **Tony Anderson**, Cherryland, 2nd vice chairman; **Eric Baker**, Wolverine Power, secretary-treasurer; and **Steve Boeckman**, Great Lakes Energy, past chairman. **Craig Borr** is president and CEO.

Unsolicited letters, photos and manuscripts are welcome. *Country Lines*, however, will not be responsible for their safe keeping or return.

**The appearance of advertising does not constitute an endorsement of the products or services advertised.**

**Display advertising:**  
Doug Snitgen  
517-913-3535

**Change of Address:** Please notify your electric cooperative. See page 4 for contact information.



# Michigan COUNTRY LINES



Photo - USDA

17



Photo - 831 Creative

18



Photo - Harjala Family

26

## DEPARTMENTS

**6 Readers' Pages**  
Letters, scholarships,  
co-op shopping

**15 Michigan-made**  
FarmBoyTortillaChips  
*Jodi Bollaert*

**18 Home Cooking**  
Make it meatless  
*Christin Russman &  
Our readers*

**22 Wolverine Power\***  
Focus shifts for WCEV;  
Baseload opportunity  
in Marquette  
*Nancy Tanner*

## YOUR CO-OP

Pages specific to your  
electric cooperative: 1,  
4-5, 8-9, 20-21, 24-25, 28

\*Not in all editions

## COLUMNS

**11 Comment**  
7 answers from  
MDARD's Keith Creagh  
*Gail Knudtson*

**16 Family**  
Tech tips for tots  
*Linda Wacyk*

**17 Gardening**  
Guarding the honey bee  
*Tim Tucker*

**23 House & Home**  
Bow and bay windows  
*James Dulley*

**26 Ramblings**  
The old man and the ski  
*Jerry Harpt*

## FEATURES

**10 Our Energy**  
Higher power costs on  
the horizon  
*Megan McKoy-Noe*

**12 Cover Story**  
Valerie's garden art  
*Kandace Chapple*

**14 Gardening**  
Corn is king  
*Neil Moran*

## On the Cover\*


Valerie Donn, of Williamsburg, MI, is an artist gifted with the vision to paint and create on a variety of canvases—especially those related to gardening.

Photo - Sarah Brown/Traverse City  
[sarahbrown-photography.com/](http://sarahbrown-photography.com/)

Michigan's Electric  
Cooperatives  
[countrylines.com](http://countrylines.com)







2231 Main Street  
Ubly, MI 48475-0157  
**1-800-327-0166 or 989-658-8571**  
E-mail: [tec@tecmi.coop](mailto:tec@tecmi.coop)  
[tecmi.coop](http://tecmi.coop)

## BOARD OF DIRECTORS

### HURON COUNTY

**Randall Dhyse** Director  
Kinde

**Beth McDonald** Secretary  
Bad Axe

**Donald Wolschleger** Vice President  
Harbor Beach

### SANILAC COUNTY

**Leonard Briolat** Treasurer  
Ubly

**Kim Nunn** Director  
Croswell

**Duane Kursinsky** Director  
Sandusky

### TUSCOLA COUNTY

**Carl Cousins** Director  
Millington

**Karl DeSimpelare** Director  
Unionville

**Louis Wenzlaff** President  
Kingston

**Dallas Braun** General Manager

## PAYMENT STATIONS

### Huron County

Bad Axe – Northstar Bank  
Pigeon – Northstar Bank

### Tuscola County

Akron – Northstar Bank  
Caro – Northstar Bank  
Mayville – Mayville State Bank  
Millington – Mayville State Bank

Visit Thumb Electric's website:  
**[tecmi.coop](http://tecmi.coop)**



# Thumb Electric Celebrates 75 Years

It doesn't matter what age we are, we all like to celebrate milestones, whether its a birthday, wedding or other memorable event. We celebrate because we understand and recognize what makes it a special occasion.

Your electric cooperative celebrates its 75th anniversary this year. To get a sense of what this means and to appreciate its impact, let's take a step back in time.



**Dallas Braun**  
General Manager

## How It All Began

Your electric cooperative was established in 1937, and it changed the lifestyle of farming and rural living in the Thumb Area forever. At that time in history, the benefits of electricity were well-known to those that lived in cities or villages—investor-owned utilities (IOUs) had already been providing electric service to city folks for years. They provided power, but only to those densely populated areas that would use enough electricity to make the investment of building the new power lines profitable. They would only build lines in the rural areas if the farmers paid the full cost of the construction up front. This was not an option that most people in rural America could afford.

To encourage the extension of electric service to rural areas, President Franklin D. Roosevelt established the Rural Electrification Administration (REA) in May 1935. Through this agency, loan funds were made available to build electric lines into rural America. Early on, there were many people in the countryside that recognized the benefits of electricity and were eager for electric power to light their homes, refrigerate their farm products, and increase their overall standard of living. Even with the availability of loan funds, the IOU's determined that sparsely populated areas would never use enough power for them to turn a profit. Bringing electricity to rural areas hard-hit by the Depression was of no interest to the IOUs.

Rather than continuing to live without electricity, a cooperative effort was made by a group of Thumb residents. A meeting was held at Wadsworth School to formalize a plan to take advantage of the government

loan offer. In 1936, a mass meeting was held in Bad Axe, with over 600 interested farmers attending. Frank Wilson, of Ubly, was made chairman of the group and the organization began.

By the next spring, 5,500 farmers had signed applications for service and a group of Thumb residents traveled to Washington, D.C., to formally apply for a loan from the federal government. Thumb Electric Cooperative held its first annual meeting on April 13, 1937. This was followed by an official notice from REA that a \$2 million loan had been approved.

Things moved fast from that point on. Engineers were hired to stake the lines and draw plans and specifications for the power plant and substations. The first pole was set on Sept 10, 1937, in front of the power plant site just north of Ubly. Farmers began to wire their homes and other buildings. Everyone was anxious to see the day when the "lights" would be a reality. In an amazingly short period of six months, about 1,400 miles of distribution line, three substations, and a generating plant were completed.

On June 18, 1938, the lines were energized for the first time. Ruth and Wanda Wilson, daughters of Frank Wilson, turned the control wheel that started the generating of electricity. Frank Murphy, then governor of Michigan, threw the switch that let the electric current flow to over 752 farm families who had completed their wiring.

The standard of living for country folks everywhere improved dramatically. The successful leaders of this grass roots campaign could not have known all the promising future they were bringing to rural areas. Electric washers, refrigerators, water pumps, radios, TVs, and milking machines are just some of the items taken for granted today that this effort made possible.

## Continued Growth and Change

Over the past 75 years, Thumb Electric's capital investments have been made to meet the continued growth and electricity demand of its 12,300 members. Today, TEC operates



Thumb Electric's first pole being raised, Sept. 10, 1937.

147 miles of transmission line, 2,025 miles of distribution line, two generating facilities, and 16 substations with a total plant value of over \$84 million.

There have been a lot of changes over the past 75 years, and undoubtedly there will be many more in the future. One thing that will remain the same, however, is the seven principles and core values that a cooperative is based on (see sidebar at right).

## Keeping the Cooperative Spirit Alive

To the generation that had first-hand experience with these changes, congratulations! You truly are a part of rural American history. Now, it is the next generations' job to keep the cooperative spirit alive. Our role is to know our co-op's history and share it with future generations to help them understand and appreciate the value our electric co-op provides—like that farm wife on the day she washed the family's clothes in an electric washer, filled with an electric water pump for the very first time.

Thumb Electric's goal has always been and always will be to provide great service and reliable power at a reasonable and competitive price for our members.

Stay in touch with what is going on at your co-op and in the industry by continuing to read *Country Lines* magazine, attending your board of directors' member district meeting, and celebrate with us at our 75th annual meeting on Saturday, June 9.

## Tree-Trimming Schedule

Your electric co-op right-of-way clearing program will proceed as weather permits. Areas scheduled soon for clearing by Kappen Tree Service include:

### HURON COUNTY:

All of the following townships – Meade, Hume, Caseville, Chandler, Colfax and E. Sherman.

Lincoln Township – Cross, Crockard, Dobson, Hellems, Filion, Church, Minnick and Carpenter roads.

Sherman Township – White Rock Road.

### SANILAC COUNTY:

Delaware Township – all of east Delaware Township.

Upper Forester Township – Lakeshore, Russell, Richmondville and Mills roads.

**Please call Thumb Electric at 989-658-8571 or 800-327-0166 if you have any questions or concerns.**

## Co-op Principles

*The following principles are guidelines by which cooperatives put their values into practice.*



### 1 Voluntary and Open Membership

Co-ops are voluntary organizations, open to all persons able to use their services and willing to accept the responsibilities of membership, without gender, social, racial, political or religious discrimination.

### 2 Democratic Member Control

Co-ops are democratic organizations controlled by their members, who actively participate in setting their policies and making decisions.

### 3 Member Economic Participation

Members contribute equitably to, and democratically control, the capital of their cooperative. And at least part of that capital is usually the common property of the cooperative.

### 4 Autonomy and Independence

Co-ops are autonomous, self-help organizations controlled by their members. If they enter to agreements with other organizations, including governments, or raise capital from external sources, they do so on terms that ensure democratic control by their members and maintain their co-operative autonomy.

### 5 Education, Training & Information

Co-ops provide education and training for their members, elected representatives, managers, and employees so they can contribute effectively to the development of their cooperatives. They inform the general public—particularly young people and opinion leaders—about the nature and benefits of co-operation.

### 6 Cooperation Among Cooperatives

Co-ops serve their members most effectively and strengthen the cooperative movement by working together through local, national, regional and international structures.

### 7 Concern for Community

Co-ops work for the sustainable development of their communities through policies approved by their members.

**DEFINITION** – A cooperative is an autonomous association of persons united voluntarily to meet their common economic, social and cultural needs and aspirations through a jointly owned and democratically controlled enterprise.

**VALUES** – Cooperatives are based on the values of self-help, self-responsibility, democracy, equality, equity and solidarity. In the tradition of their founders, co-op members believe in the ethical values of honesty, openness, social responsibility and caring for others.

## Letters

Praise for Barb Barton's natural living, Mystery Photo follow-ups, classified ads, and your thoughts on apples. It's all here in your reader letters.

### In Tune With Nature

Barb Barton (*February*) is absolutely the most talented person I have ever known. Not only is she a musician, singer and song writer, she is a biologist to boot! She is a defender of nature, the earth, and human rights. If you have a chance to go to her "gathering," GO! You will learn so much about the earth, food, nature, music and compassion—the list is endless. Thank you so much for publishing this article.

— Diann King, *Three Rivers*


I have the privilege of knowing and have worked with Barb Barton. I didn't realize how much she taught me about nature and the woods until I was in the woods without her, telling someone else about what was there. Barb is truly a woman of the earth with great knowledge, and a big heart to boot! Her music? You'll be addicted!

— Nahnie, *Haslett*

### Woolsey Photo Is No Real Mystery

I know the January *Michigan Country Lines* Mystery Photo VERY WELL!!! It is Clinton F. Woolsey Memorial Airport, and at one time the building was a creamery for cows.

My mother painted a picture of this building for my son, and he has it hanging in his bed-



Barb is an amazing woman and an inspiration to people to live closer to Mother Earth whether they live in Michigan or another part of the country! Please give more articles like this.

— Eddie, *Gainsville*

room. My sister and her husband own a cottage near this airport.

FYI: Charles Lindbergh and Amelia Earhart both flew here!

— Maureen Buchel, *Howell*

My husband proposed to me there [Woolsey Airport]. As of

Feb. 24, we've been married 23 years.

— Elizabeth Chapelle, *Honor*

Woolsey Memorial Field is one of the most unique airport buildings in the country—it's a classic grass field that has the flavor of a World War II airfield in England. It's a great place to fly into in the summer and use one of the bicycles that are stored there for private pilots and passengers to ride into town. A real throwback to the good ol' days!

— Mark Wilke, *Ellsworth*

The airport, with its grass runway, is the scene every summer for a 'Fly-in Pancake Breakfast' (this year, July 28). The fly-in also hosts a car show and the two events draw a nice crowd.

— Roger & Sandra Parkins, *Suttons Bay*

The Northport Pilots Association and other groups sponsor a fantastic 'Dawn Patrol' around the end of September each year, and all are welcome.

— Robert Evans, *Traverse City*

The north end of the grass runway leads to a beautiful little park on Lake Michigan with a lookout tower. It's a wonderful place to get away and relax!

— Steve & Michele Rambo, *Howard City*

If you enjoy Michigan history as I do, you might like knowing how the subject of the January Mystery Photo came to be. Visit <http://bit.ly/b6Jv5L>

— Charlie Johnston

My 86-year-old father was born and raised in Northport, and the Woolseys are distant relatives. My family has enjoyed many hours at this location over the years!

— Catherine Hall McNalley, *Hemlock*

The cutest airport in the world!

— Elizabeth Black, *Traverse City*

### All About Apples

Enjoyed your column about Michigan apples, and wanted to comment on Honeycrisps. Here in Oceana County, we have quite a good supply, as well as the 'daughter' of Honeycrisp, Sweet Tango. If you haven't tried a Sweet Tango yet, get your taste-buds ready! Each September, at the Apple & BBQ Cook-Off Festival in Mears/Silver Lake, Honeycrisp and Sweet Tango run neck-and-neck for 'fan favorite'!

— Gay Lynne Liebertz, *Pentwater*

In 1954 or 55, my family bought a small farm in Rives Junction, MI, and though my dad worked full-time as a conservation officer, he began farming part-time—perhaps as a way to introduce his children to the life he knew growing up.

We had a great yard with two large apricot trees along the driveway, two peach trees, and a pear tree that I spent hours climbing and eating its produce.

My favorites, however, were the apple trees. I ate apples from mid-summer, when they were so bitter they made your face twist up, until they began to soften,



### DO YOU KNOW WHERE THIS IS?

Every co-op member who identifies the correct location of the photo at left by **April 10** will be entered in a drawing for a \$50 credit for electricity from their electric cooperative.

**Please note that we do not accept Mystery Photo guesses by phone!** Email [mysteryphoto@countrylines.com](mailto:mysteryphoto@countrylines.com), or send by mail to *Country Lines Mystery Photo*, 2859 W. Jolly Rd., Okemos, 48864. Include your name, address, phone number and name of your co-op. Only those sending complete information will be entered in the drawing. The winner will be announced in the May 2012 issue.

The January contest winner is Davina Clark of Traverse City, who correctly identified the Woolsey Memorial Airport north of Northport.





or when a normal person called them 'ripe.' They were the greatest combination of sweet, tart and crisp and have probably gotten sweeter with the passage of decades and the fact I've never seen them for sale at a grocery or fruit stand.

Fast forward 50 years to when my wife and I bought our current property. While leafing through a tree catalog to find fruit trees suitable for our growing zone, I saw an 'heirloom' variety that rekindled memories of those apple trees from my youth. You guessed it—it was a Transparent.

After reading Buda's article, it is apparent I'm not the only long-suffering [Transparent apple] addict. Last year, my tree had it's first and only apple, and true to my past I picked it too early, so can't say if they are as good as I remember. Time will tell, as I hope to have more than one this year. I'd invite you over, but I'm not sure I can bring myself to share yet.

— Charlie McCord

My dad and all seven of his brothers and sisters were fruit farmers in SW Michigan. As a result, apples have always been a part of my life, too.

Shortly after I got married, I planted two apple trees: a Macintosh and a Jonathan. I've taken good care of them ever since [annual pruning, fertilization, periodic spraying] and get a nice crop every year.

My wife makes five or six pies shortly after I pick the apples, and places them [well-wrapped and uncooked] in the freezer. Then, she can quickly bake us a 'fresh' apple pie for most special occasions that arise. Another trick I learned is: The day I pick the apples, I sort out two 2-gallon plastic bags of the 'best,' and after squeezing out the excess air, seal the bags and place them in our basement refrigerator. Each time I hunger for an apple, I remove one or two from a bag, reseal it, and enjoy a fresh apple! When cared for this way, apples will

**There are apples for sale today, throughout Michigan, that are... a far better apple than the Yellow transparent ever was.**

remain relatively fresh into April of the following year!

— Bert Metzger,  
West Bloomfield

I just finished your essay on apples. You really like the apples in your memory! When it comes to today's apples, you: • Don't like the arsenic in seeds • Don't like the wax • Don't like the pesticides • Don't like the cost of the Honeycrisp...

...and all the wonderful gains we have made storing delicious, high-quality apples are not enough, so you suggest apples this time of year 'taste so old' they are from the year before??

I heartily contest your whole perception of today's apples. Why call the article 'An Apple A Day' when you're really saying today's don't measure up to the yellow Transparents in your childhood memories?

There are apples for sale today, throughout Michigan, that are crisp and tasty, and a far better

apple than Yellow transparent ever was.

— John King, King Orchards,  
Central Lake

**Mike Buda responds:** *I still eat an apple-a-day. And, I agree there are more and better varieties now than the old Transparents, but there was a short time before they fully ripened when they were spectacular, and there's no way to duplicate that taste with stored apples.*

*Also, I can live with wax now that I know why it's there, and I really think Honeycrisps are worth the cost. But, you'll have to convince me that some apples I buy now aren't over six months old because they sure have an old texture. Thanks for writing.*

### No More Classified Ads?

I noticed there haven't been any classified ads listed at the back of the magazine. Are you not going to have them anymore?

P.S. — I really enjoy your publication! Articles are informative and things that I can relate to, and the recipes are great! I have used at least one or two of them from every issue.

— Jane Howe

**Editor's Note:** *With so many cheap, easy ways to sell things online today (Craigslist, eBay), we were receiving fewer classified ads every issue. We made the difficult decision to discontinue the classified ads to make room for more great articles.*

## Scholarships Offered

Each year, the Michigan Electric Cooperative Association awards two \$1,000 scholarships to qualifying applicants. Individuals are chosen based on their scholastic achievement and extracurricular involvement during their high school career.

The applicant's parent or guardian must be a member or employee of a Michigan electric co-op, and the applicant must be planning to attend

a Michigan college or school full-time. Selection will be based on grade point average, character, leadership, academic achievement, extracurricular and community activities, and essay response.

Applications are available at [countrylines.com](http://countrylines.com); click on "Youth," email [tschafer@meca.coop](mailto:tschafer@meca.coop), or call 517-351-6322, ext. 201. Eligible applications must be postmarked by April 6, 2012.

## Shop Co-op!

There are over 900 electric co-ops in America. But your local electric co-op is just one type, and there are over 29,200 different co-ops operating nationwide, including many in the ag industry. From dairy to oranges, and almonds to cotton, our farmers know the value of the co-op business model.

The next time you grocery shop, see how many items you can buy that were produced by a co-op.

Starting with produce, pick up some Ocean Spray cranberries or Sunkist oranges, tangerines, grapes or grapefruit.

Then, cruise to the refrigerated cases for eggs — 95 percent of American eggs are produced and marketed by co-ops. Then, get some Land O'Lakes butter, Cabot or Tillamook Cheese. Need a warm drink? Try Equal Exchange coffee, tea and hot chocolate. Finally, grab some Blue Diamond almonds for a perfect pick-me-up snack.

Now that you're done grocery shopping, visit Ace Hardware or True Value for weekend project supplies. Or, replace your old blue jeans with new ones from GAP, Banana Republic, or Guess—they all get their cotton from the Plains Cotton Growers Cooperative's Denimatrix. But first, visit another co-op—your credit union—to make a deposit to cover your purchases.

The co-op business model promotes self-sustainment and local economic growth. Support all our co-ops as we work together to build a better world.

Find a co-op business near you at [go.coop](http://go.coop).



# Avoiding AIR Invasions

Properly sealed and insulated homes lead to comfort and lower energy bills.



Black marks on your insulation (L) means there is air infiltration, and your insulation is doing little more than catching dust. Create an air barrier for more comfort and lower energy bills. Sealing the cracks around recessed can lights (R) with caulk can greatly reduce air flow.

**W**e all know the symptoms of a house that's leaking air—drafty halls in the winter lead to rooms that suffocate in summer. Then there's the most uncomfortable thing of all—high electric bills.

Talk to a local energy efficiency expert (some electric co-ops have their own) and one of the first things he or she will do is ask about insulation in your house. What type do you have? Is it in the attic, walls and floors? How about the basement or crawl space?

Leaky homes usually aren't properly insulated, but it takes more than a roll of the familiar pink fiberglass to stop air invasions.

## Sealing the Envelope = Zipping Your Coat

"The biggest culprit to high energy bills remains an uninsulated, unsealed building envelope," remarks Art Thayer, energy efficiency programs director for the Michigan Electric Cooperative Association. "You can lower home energy bills—you just have to identify and stop air infiltration."

A "thermal building envelope" separates you from outside elements. It's like wearing a coat: If you zip it up, it's nice and warm, but if it hangs open, you're left freezing. By properly sealing the building envelope and creating air barriers, and then installing insulation (see p. 13), you keep hot air out in summer and cold air out in winter.

Sealing your home's thermal envelope involves applying caulk and foam to cracks and gaps and correctly installing insulation. If the insulation isn't installed well, it's not doing its job. Typically, incorrectly placed insulation leaves gaps between walls and

doors or windows, or where the ceiling meets the walls.

If there's a gap in the insulation, heat gets through, warns Peter Criscione, a manager with E Source, a partner with the Cooperative Research Network and division of the National Rural Electric Cooperative Association. E Source monitors, evaluates and applies technologies to help electric co-ops control costs, increase productivity, and enhance service to their members.

"It comes down to finding quality installers," Criscione stresses.

## It's All About Air Infiltration

Understanding air infiltration is only half the battle. You have to find and stop the invaders.

"The first step involves putting a 'lid' on a house because heated air rises and will work its way out of the living space," Thayer relates.

To help determine how leaky your residence is, take advantage of an online energy audit by visiting [michigan-energy.org](http://michigan-energy.org) or check to see if your electric co-op's website has this feature. Some co-ops also have an energy advisor you can consult, and who can determine if your home needs a blower-door test, one of the best ways of finding out how much air goes in and out of your residence every hour. If a thermal imaging camera is available, the energy auditor can pinpoint exactly where your home loses air. Typical culprits include the roof, around doors and windows, recessed can lights, attic hatches and pull-down stairs, and unfinished basements or crawl spaces.

Don't overlook the obvious—check where ceilings and floors meet the walls, too. Do you routinely have to clean a cobwebby corner?

That's a good indication of air infiltration because insects like fresh air.

"What you don't see could be costing you a lot," Thayer warns.

Caulk, weatherstripping and expanding spray foam should take care of the problem areas listed above. You can also make a box of rigid foam board for the attic pull-down stairs.

## Choosing Insulation

Insulation won't do any good if you don't have proper air barriers—if your house jacket isn't zipped. While loose-fill fiberglass or fiberglass batts keep heat from moving in or out of your house, they do little to stop air flow. In fact, if every single joint and crack is not sealed with caulk or expanding foam, your fiberglass batt insulation does little more than catch dust.

Cellulose, made from recycled newspapers and blown-in, provides good attic insulation because it does more to stop air flow. Foam insulation, while the most expensive, also boasts the highest R-value—the effectiveness rating of insulation—and completely blocks air.

Your co-op or local energy professional can help determine the best type of insulation for your house and help you work out a payback period on your investment. You can also check [EnergySavers.gov](http://EnergySavers.gov) for more information about insulation, and use their zip code calculator to find out how much insulation you need for your location.

The bottom line: "If air is getting through, your energy bills will go up and you'll be less comfortable," Thayer concludes.

—Magen Howard





**Are you a leader?** If you're a high school sophomore or junior who will be 16 or 17 by June 2012, and your family receives electric service from Thumb Electric Cooperative, you may be eligible to attend the **FREE** co-op-sponsored Youth Leadership Summit.

The fun takes place April 18-20 at the 4-H Kettunen Center near Cadillac. You'll join students from other Michigan electric co-ops for a unique, high-energy experience to help you develop leadership skills and explore career opportunities in the electric industry. Plus, you'll get a chance to learn more about your electric co-op, and even try climbing a utility pole in full lineworker gear. Students chosen to attend the YLS will automatically be considered for a **FREE** trip to Washington, D.C., June 16-21, as part of the Rural Electric Youth Tour.

For more information and an application, call Brad Essenmacher at 989-658-8571, ext. 228, or email [bessenmacher@tecmi.coop](mailto:bessenmacher@tecmi.coop). Applications are due by **March 21, 2012**. Also, learn more at **miYLS.com** and **youthtour.coop**.



**Youth Leadership Summit**  
PRESENTED BY Michigan's Electric Cooperatives

# Higher Power Costs On Horizon

Growing demand and environmental regulations stress electric rates.

**T**hirty-five years ago disco was king, personal computers were born, and Americans needed more electricity. To meet this demand, nonprofit, consumer-owned electric co-ops—in partnership with their wholesale power suppliers—built or invested in power plants, mostly coal or nuclear.

Unfortunately, many of these plants may now be forced to make expensive changes to meet increasing environmental regulations—and as electric demand keeps climbing, new generation will be needed to keep the lights on. Some coal-fired power plants may require modifications so severe that it will be more cost-effective to simply shut them down.

## Accelerating Factors

Consumers, adding more plugged-in devices daily, already pay more for electricity. The average annual residential electric bill has risen \$263.40 since 2005, with electricity use outpacing efficiency efforts. Despite the recession, U.S. homes on average used an additional 50 kilowatt hours (kWh) every month between 2009 and 2010; retail electricity sales rose 4.4 percent.

Americans aren't the only people using more power; as worldwide energy use grows, resource competition (and prices) shoot up. By 2035, global energy consumption, primarily in China and India, will jump 53 percent from 2008 levels.

In spite of increasing energy needs, 37,600 megawatts (MW) of older coal-fired power plants are slated for retirement by 2018. The North American Electric Reliability Corporation (NERC), the Georgia-based organization charged with overseeing reliability of the electric grid covering the United States, most of Canada, and the Mexican state of Baja California Norte, predicts a worst case scenario of environmental regulations may force coal plants generating up to 54,000 MW of additional power to shut their doors by 2018.

New power plants could offset this loss, with natural gas taking center stage. The National Energy Technology Laboratory, a branch of the U.S. Department of Energy, focused on advancing national, economic

and energy security, predicts 20,000 MW of natural gas facilities will start operating this year, with another 28,000 MW proposed for 2013. A strong breeze from wind project proposals may add 42,000 MW this year and 28,000 MW in 2013—but only if federal production tax credits continue.

## Shifting Fuel Focus

While about one-half of the nation's electricity comes from burning coal, co-ops rely more heavily on the fossil fuel—about 80 percent. That's because the majority of

dioxides—compounds formed by burning fossil fuels—dropped at least 67 percent nationally even as electricity use climbed 38 percent. And, the large-scale expenditure isn't over. Another \$4 billion is slated for upgrades through 2021, with the bulk of the money—\$2.18 billion—marked for work this year and next.

## Regulation Risks

"Environmental regulations are shown to be the number one risk to [maintaining electric] reliability over the next one to five years,"

*Over the last decade, co-ops have invested \$3.4 billion to boost power plant performance and limit emissions. Another \$4 billion is slated for upgrades through 2021.*

co-op coal power plants were built between 1975 and 1986, when using natural gas was prohibited by the federal Powerplant and Industrial Fuel Use Act.

Now, a series of U.S. Environmental Protection Agency (EPA) regulations impacting cooling water intake structures, coal ash disposal, interstate transport of air pollutants, and hazardous air pollutants like mercury are affecting all electric utilities. In most cases, co-ops will need to retrofit coal-fired plants with costly pollution control equipment; in others, co-ops could opt for early plant retirements.

"Time is tight—improvements take time and new technologies have to be tested before going mainstream," says Kirk Johnson, senior vice president of government relations for the National Rural Electric Cooperative Association (NRECA). "We're deeply concerned that EPA's strategy to require significant change within very compressed timelines may be unachievable and could damage the economy of rural America and affect service reliability."

Seeing the handwriting on the wall, co-ops have taken action. Over the last decade, power supply co-ops have invested \$3.4 billion to boost plant performance and limit emissions. In fact, since 1990, power plant emissions of nitrogen oxides and sulfur

reports NERC's 2011 Long-Term Reliability Assessment.

Why the concern? Because steps required by EPA rules have the potential to cost the industry billions of dollars and don't provide enough time to comply.

"Regulation on top of regulation, and court decision on top of court decision, have compounded the situation to the point that we now have contradictory regulations and court decisions that don't make any sense," explains NRECA CEO Glenn English. "Our nation needs to adopt a balanced, common-sense approach to environmental protection that factors in electric reliability and affordability."

NRECA has been actively urging the EPA through comments, testimony and litigation to consider the negative impacts of increased electric power costs on consumers as it continues to move forward with its rulemakings.

Electric co-ops are leading the way to find affordable solutions to America's electricity demand. Find out how you can help at [ourenergy.coop](http://ourenergy.coop).

—Megan McKoy-Noe

*Sources: U.S. Energy Information Administration 2011 International Energy Outlook Table 5A; NERC 2011 Long-Term Reliability Assessment; NETL Tracking New Power Plants, July 2011*



# 7 Questions

for Michigan Department of Agriculture and Rural Development Director Keith Creagh.

**People might assume you grew up on a family farm. What has kept a city-kid like you in the agriculture industry for over 35 years?**

I enjoy working with people who make their living from the land. They're salt-of-the-earth people who work hard and aren't afraid to tell you just exactly what they think.

**What does your quote 'agriculture is more than just cows and plows' mean?**

MDARD is involved with all kinds of things people don't traditionally associate with agriculture. We oversee everything from ag business development to certifying the scales for pharmaceuticals, gas pumps and trucks, regulating county fairs, and international exports.

**Last year, Gov. Snyder signed an executive order officially adding "rural development" to the Dept. of Agriculture's mission. Will this focus lead to more jobs for rural Michigan?**

Our role isn't to create jobs, but to create an environment where businesses can flourish and create jobs on their own. We help them create this environment by bringing groups and resources, such as bankers, realtors and others together with the Ag Department and other sectors. It's a fun, collaborative environment to be working in!

**Gov. Snyder has also said that rural economic development is a key focus for his administration—particularly in agriculture, mining and exports. What is your role in this?**

The governor is serious about reinventing Michigan, and we're

having some good conversations about projects that will boost rural communities, businesses and the economy. Land-based industries need to be part of the state's rejuvenation. Sustaining the state's food processing plants and other businesses is crucial.

All state departments need each other—whether it's health, housing, tourism or agriculture—to help determine what's needed to reinvent Michigan and how rural communities can be involved. This means renewed cooperation among state departments to solve business problems.

**Tell us some success stories about how the MDARD is benefiting rural businesses and communities.**

We're partnering with the governor and the Michigan Economic Development Corporation on a plan that provides Asian food companies with healthy foods while promoting Michigan food exports—especially fruit. In fact, we run an export program that partners with foreign ag services around the world, and locally.

We also assist Michigan companies with other high-end marketing and exports, such as working with the Johnson & Johnson company, of Zeeland, to provide a new baby formula for infants in China.

Other projects involve everything from "Project Fresh"—helping farm markets develop electronic readers they can use

to accept Michigan Bridge Cards (debit cards issued to Department of Human Services clients to buy certain food products)—to providing food safety and science engineers to help establish a dairy plant in Coopersville.

We have helped Cherry Central Cooperative (Traverse City fruit grower/processor) develop new markets in France; Mastroianni Produce (Livonia gourmet vegetable grower) with bulk fertilizer storage and increasing their productivity.

We also work with food processors on logistics at the farm gate, including farm and pesticide safety, registering products, sorting out federal rules, and defining technology and expertise that gets projects moving.

**What efforts are you most excited about?**

There's just something happening in Michigan—we're iconic food processors with a water resource and value chain that is envied worldwide. But now our business expertise is also drawing the attention of foreign companies.

We've helped 22 companies with first-time food sales overseas. Exports in 2010 were \$1.75 billion in food and ag products, with top markets being Canada,



China, Japan, Mexico, South Korea and Taiwan. These exports boost farm prices and income while supporting 14,700 jobs.

There's renewed interest in developing the U.P. mining and forestry industries. We're working on the best tax structure, rewards for local people, and supporting needs, like access to workers with advanced degrees—all things that make a community prosperous. Of course, energy is front and center in those conversations.

There's also more optimism—a new and exciting little pulse beating in Michigan that is relationship driven, and we are working with rural communities to increase their success.

**Michigan Country Lines magazine has been featuring Michigan-made (or grown!) products. What is your favorite?**

The things I love most about Michigan aren't physical things. I remember driving over the Mackinac Bridge with my son one fall day at sunset and asking him, 'is there anyplace else you'd rather be?' But as far as actual Michigan-made products, I would say fresh fish from Krueger's Fish Market in Mackinaw City is at the top of my list. Couple it with asparagus, a Michigan wine and Hudsonville Ice Cream, and you have a pretty nice meal. And, the Stormy Kromer hat gets an honorable mention!

## THE CREAGH FILE:

- Raised in Detroit, earned a B.S. in forestry from Michigan Tech. Univ.
- Retired after 33 years at the Michigan Dept. of Agriculture, serving as chief deputy director, and pesticide/plant pest division director.
- Worked as industry affairs director for Neogen Corp., 2007-2011.
- Appointed by Gov. Snyder to return to MDARD as director in 2011.

# Valerie Donn's Garden Art



Photo – Sarah Brown Photography

If you could stand among Valerie Donn's tulips this spring, you'd see a handmade birdbath whose design was inspired by the leafy reach of her rhubarb plant. And nearby, hidden under the sweet scent of catmint and its leaves, you would find a whitetail fawn painted into the curve of a stone. Farther up, there's a birdhouse with a family of raccoons handpainted in welcome.

It's these details that tell you Donn's garden is not just soil and seed. This place is hers, a place where her art and garden complement each other, one growing from the other.

Donn lives with her husband Ted in Williamsburg (and Hessel in summer, where they are Cloverland Electric Co-op members), and is mostly a self-taught artist who had her first success in high school.

"I remember my high school art teacher telling me to stay with it, to keep going with my art," she says. "Those words stayed with me." That year, she won an award for one of her sculptures. From there, she took one art course in college before life brought with it a family and a career.

"I had a full-time job and two children who, of course, loved to interrupt me,"

Donn says with a laugh.

As her schedule became tighter, her art had to

wait. But once her children, Heather and Corey, were grown, she picked up her interest in art again. She started researching techniques and tools by checking out library books on art. Next, she took a decorative painting class.

"It was cutesy stuff," she says, "but I wanted to do more, do different things."

It wasn't until she took a workshop from Rod Lawrence, a well-known wildlife artist in Kalkaska, that she finally found her pace.

"I started learning how to draw animals, their fur, things like that. It was so inspiring," she says. "He really emphasized painting what you liked, things you were drawn to."

Donn soon started creating better, more detailed garden art, along with paintings like those of Roxie, her pet Pug, and of her son at a young age holding his father's hand.

She soon found herself experimenting with sculpting again, too—like the day she broke the lid of her ceramic olive oil bottle. Instead of tossing it, she sculpted a piece of clay into the shape of a playful woman, painted her with grapes in-hand, and topped the bottle herself.

Today, Donn is still learning as an artist and trying new things in her garden each summer.

Her artwork can be found at a handful of area craft shows, but she sells most of it by word of mouth. (She was once commissioned to hand-paint rocks for a sports bar!).

Outside her garden and art, she is a special events planner at PAEM Solutions, a division of Passageways Travel in Traverse City, and can be reached at tvdonn@yahoo.com.







Photos Courtesy--Valerie Donn



## Create Your Own...

Artist Valerie Donn encourages you to release your inner artist and create your own garden art. "Most people say, 'I can't do this!' but they would be surprised," she says. "Adding one small personal detail turns even a store-bought item into art."

**Go online.** Donn's favorite website is etsy.com, a snappy marketplace of homemade and vintage items from around the world, where she cruises for ideas and inspiration. "If I find something I like, I try it," she says. "It's fun to see what others are doing or, sometimes, to see if I'm doing something no one else is."

**Hit the books.** Donn visits the library and scouts out painting and photo books. If she finds something she likes, she makes a color copy to reference later, and paints pictures based on them.

**Try it all.** Consider working with stone, wood and/or glass. Looking at Donn's varied collection confirms that there is no one "way" to create.

**Go simple.** Use stencils, Donn says, to make a store-bought purchase your own. One of her projects was a plain, wooden birdhouse bought from the store. She painted it, then stenciled it. Voila! A one-of-a-kind, personal touch to her garden.

**Buy the right paint.** Donn purchases outdoor paint from craft stores like Michaels and Jo-Ann Fabrics & Crafts in Traverse City. "Outdoor patio paint won't fade," she says. "I have projects that have stood outside for years that haven't lost their color."

**Protect it.** Spray a clear finishing coat for the final touch on any outdoor project. Donn uses Krylon® acrylic clear coating, also from the craft store. "Be sure to get the non-yellowing outdoor coating," she says. This is key to keeping your craft in its original condition over the years.



# Corn Is King



To get the best taste explosion from sweet corn, you need to grow it yourself. That way, you can “get the pan boiling and go pick the corn.” It doesn’t get any fresher than that, and regardless of where you live in Michigan, you can grow sweet corn. Here are some tips to get you planning your crop now, so you can enjoy the ultimate sweet taste of summer later.

## Variety Selection

Sweet corn has been cross-bred more than most vegetables. Breeders are always seeking ways to make it sweeter, bigger and more disease resistance. There are four ways to classify sweet corn in regards to sugar content: normal sugary (su), sugary enhanced (se) and (se+), synergistic, and super sweet (sh2) (see yellow box for descriptions).

The goal is to choose a variety that both meets the approval of your taste buds and can be grown successfully in your area, based on the growing days listed on the packet. These refer to the number of *good* growing days available in your area. For example, if you have up to 75 days of warm weather, nights averaging in the lower 60s or better, then choose a variety that requires 75 days to maturity or less.

If you garden south of Gaylord, you’re most likely in zone 5 and should have from 70-85 good growing days. Select your sweet corn variety accordingly. One of the sweetest I remember from growing up in the Thumb area is Illini Sweet Corn (sh2) (Burpee.com), an 85-day variety that produces very large, sweet ears. It holds its sugar content well, even if you don’t cook it right away after picking it. Kandy Korn EH Yellow (se) (jungseed.com) is another 85-day variety, and a favorite among Jung customers. Of course, there are other varieties for southern Michigan growers, some that don’t require as long a season, such as the popular Ambrosia Bicolor (se) from Jung’s and Sugar Buns (se+), a 70-day, easy-to-grow variety from Johnny’s Selected

## CORN TYPES: *What’s the Difference?*

**NORMAL SUGARY (su)** • Traditional corn flavor, sugar turns to starch quickly after harvest.

**SUGARY ENHANCED (se) and (se+)** • Increased tenderness and varying sweetness.

**SYNERGISTIC** • Comprised of 75% se and 25% sh2; combining tenderness with super sweet.

**SUPER SWEET (Sh2)** • High sugar content, slow to turn to starch after picking.



Photos – © iStockphoto.com

Seeds (johnnyseeds.com).

For northern gardeners, there are a few varieties that will do just fine in our cold belt, providing you follow the growing tips below. The varieties that have preformed consistently for me are Northern Extra Sweet Yellow (sh2), 67 days, and Early Xtra Sweet Yellow (sh2), a 68-day crop. These may produce a little smaller ear than the ones noted above, but they’re just as tasty.

## Planting

Corn is a sun-loving crop that performs best over a long, hot summer. It is also a big feeder, so have an organic or inorganic fertilizer to use.

Plant your corn in fertile, well-drained soil. A slightly sandy soil is fine as long as you’ve added copious quantities of well-rotted

manure or aged compost. And, planting seeds directly in the soil often works better than using transplants.

Consider ordering seeds that are coated with a fungicide, especially if your soil is slow to warm up in the spring. Corn should be planted no later than June 1 to have time to ripen. Plant in blocks of at least four rows side by side, to ensure good pollination. Most varieties need to be separated from others by at least 25 feet to avoid cross pollination, which can result in changes in starch and sugar.

As the seedlings emerge, fertilize lightly with an all-purpose liquid or low nitrogen organic fertilizer, such as Milorganite. Side-dress the plants about every two weeks with an organic or inorganic plant food. Take care not to apply too much nitrogen, and avoid direct contact with the roots. Water during dry spells and keep the rows properly weeded and cultivated. Also, thin the plants to at least 8 inches apart, as this move alone will help ensure ripe ears.

The three problems that seem to plague sweet corn are the ear worm, which bores directly into the ear, corn smut, and raccoons. Crop rotation can prevent the first problem from becoming endemic, but if these become a serious problem, treat with *Bacillus thuringiensis* (Bt). Raccoons can be a serious matter since they come around to spoil the party just as the ears are turning yellow. The best defense against raccoons has proven to be the tall woven fence that surrounds my garden.

Now, it’s time to get eating. When the pot comes to boil, drop the shucked corn in for no more than three minutes. Sweet corn also tastes great in corn fritters and freezes real well, giving you the fresh taste of corn all year long.

Neil Moran is the author of “North Country Gardening with Wildflowers: A Guide to Growing and Enjoying Native Plants in the Upper Great Lakes Region.”







# A Corn Chip Worth Eating

Michigan-grown FarmBoy products are a tasty, organic harvest.

**C**orn. You can see it growing from spring to fall—those thick green leaves waving to us in the wind until they turn crispy gold and fly away. But did you know there are over 11,000 corn farmers in Michigan whose labor contributes over \$1 billion per year to our economy?

The corn products you're probably most familiar with—fresh on the cob, frozen, canned, popcorn, and corn syrup—represent only a fraction of what is made with corn.

Another popular corn product is tortilla chips, and there are actually several producers in Michigan. One is in North Branch, and was nominated by *Country Lines* reader Cathy Isbell.

"Our favorite Michigan-made product is FarmBoyTortillaChips...made on the Simmons family farm," says Isbell, a member of Presque Isle Electric & Gas Co-op.

The farm's current owner, John Simmons, started working alongside his dad and uncle when he became big enough to ride a tractor. Now, at 56, he runs the 150-year-old farm under the brand names of FarmBoyTortillaChips and FarmBoyFlapJacks mixes, with help from his own family, especially daughter Stacey, who helps with the business side.

In the early '90s, seeing demand for organic food on a steep rise, John decided to focus the entire farm on diverse organic production. Today, FarmBoyFlapJacks mixes and the heirloom corn that became FarmBoyTortillaChips are made with organic grains.

"Much of the planning was similar to the planning involved in farming—projections of ingredient needs, costs versus projected revenues, storage requirements, and cash flow versus expense flow projections," he says of the transition. "Some new considerations were packaging, label creation, promotion of products, and public relations."

FarmBoyTortillaChips are packaged in unpretentious brown paper bags with white stickers illustrating John himself, and exclaiming "Heirloom Corn!" and "No GMO."

But, what he loves most about running his business is the people. "I love the interaction with people—retail store owners, restaurant owners, cooks/chefs, wait-staff, consumers—every person who tastes the food I've grown and prepared, and reacts with an expression



John Simmons is the owner of FarmBoyTortillaChips in North Branch.

of surprise, satisfaction and joy!"

"Much of what I've found leading to success in my food business may be contrary to industry norms," he adds. "I have an unusual product line, and as an innovator, I've just had to 'figure some things out' through trial and error."

John is happy to talk details about his corn chips, and he is not a bystander in their production. "We use open-pollinated heirloom corn, which gives our chips an amazing depth of flavor," he explains. The corn is then parched and prepared into homestyle tortilla chips that are fried in organic sunflower oil.

For the future, he continues, "I hope to expand production and provide delicious wholesome food to as many people as I can."

FarmBoyTortillaChips are sold in over

50 stores throughout the state, and now in Illinois and Kentucky. Chip varieties include Celtic Sea Salt, Lime, Garlic, Jalapeño, Cracked Black Pepper, and Holiday Spice. To find a store near you, visit [farmboytortilla-chips.com](http://farmboytortilla-chips.com) or order directly from the website.

"My favorite chip person who I meet at food shows is a person that says, 'Oh, I don't eat corn chips,'" John laughs. And he responds, "Well, perhaps you've never had a corn chip worth eating!"

*Writer Jodi Bollaert is a lifelong Michigan resident and enthusiastic locavore (person interested in eating food that is locally produced, not moved long distances to market). Find more wonderful Michigan-made products on her special listing at [facebook.com/favoritemichiganproducts](https://facebook.com/favoritemichiganproducts).*

Tell us about your favorite, or a unique, Michigan-made product. Email your submission to [czuker@meca.coop](mailto:czuker@meca.coop) or send to: *Country Lines*, 2859 W. Jolly Rd., Okemos, MI 48864. Be sure to share why you like it, or a unique story to go with it.





Photo - © iStockphoto.com

# Tech Tips for Tots

Modern technology tools help us learn anytime, anyplace.

**N**o area has greater potential to transform the lives of children than education. And no technological innovation in our lifetime has greater potential to transform education than broadband internet. That's a message from more than 150 rural education and technology experts who participated in a National Rural Education Technology Summit in July 2011.

Paired with mobile devices like the iPad, the internet is expanding access to more teachers and lessons—which can be a big boost for rural communities. Modern technology can make learning more personal and engaging, and it can turn a remote schoolhouse into a global community of learners.

Technology can also turn a grandma into a liar.

In my defense, the child's mother made me do it. She claimed the only way to get my grandson to nap during a recent road trip was to pretend my iPad batteries had died. Since a tired 2-year-old is no one to mess with, I played along.

Not everyone approves of computer use for children under age 3. Critics prefer toddlers to learn through their bodies, first mastering developmental skills such as crawling, walking, talking, and making friends.

Try telling that to a toddler trapped in a car seat—especially after he's saved a story with "Super Why," and actually made "the wheels on the bus go 'round and 'round'" (over and over, and over again).

The truth is, tablet computers like the iPad change the technology game considerably. The big screen, touch interface, and fun learning apps make it a child magnet, prompting both *ComputerWorld* and *The New York Times* to call the iPad the "toy of the year" in 2010.

## Rural Learners Gaining Ground

The benefits of educational technology for school-aged children are even greater. And in rural schools, technological developments are helping to launch students into the outside world.

Just look at the payback from online learning alone—for learners of any age.

- **Unlimited access:** Students gain knowledge and information from recognized experts at a minimal cost.

- **Flexibility and convenience:** Online learning is available 24/7. This flexibility makes it possible for learners to take breaks for work, sports, travel, or even child care.

- **Job-readiness:** The workplace is going progressively digital. E-learning has made it possible to acquire digital literacy skills.

- **Mobility:** The learner does not need to commute every day to gain knowledge.

- **Accessibility:** The learner can access information from any location with an internet connection.

## Lack of Connectivity Still Limits Results

In too many rural communities, however, lack of connection prevents students from joining the technology revolution. For many rural districts, infrastructure, including little or no access to broadband or the internet, is among their biggest problems. The 2011 report, "Bringing Broadband to Rural America" (available at [fcc.gov](http://fcc.gov)), revealed 28 percent of rural Americans lacked access to broadband, compared to 3 percent who lack access in non-rural areas.

Rural schools are also less likely to have full-time tech-savvy leaders, with only 36 percent of rural districts reporting they had such staff members compared to 79 percent of city districts, according to a 2008 U.S. Department of Education report. Twenty-three percent of rural districts didn't have any sort of technology leader.

There is hope on the horizon. Connect

Michigan ([connectmi.org](http://connectmi.org)) has partnered with the Michigan Public Service Commission to engage in a comprehensive broadband planning and technology initiative as part of a national effort to map and expand access to high-speed mobile broadband service across rural Michigan. They have a champion in President Barack Obama, who has set a national goal of ensuring 98 percent of Americans have broadband internet access within the next five years.

And a handful of technology-related partnerships are developing between rural districts and universities, such as Vanderbilt University's Aspinaut program, which includes a "one-room school on wheels" where students use laptops to work on STEM (science/technology/engineering/mathematics) content during lengthy bus commutes.

Which brings me back to that road trip. Once my little back-seat buddy nodded off, I slipped out my "sleeping" iPad to help pass the time. I'd no sooner flung my first angry bird when I heard a sleepy, "Hey, what you doin,' grandma?"

I was so busted.

## Start early, start smart

It's up to adults to keep children safe online, and select software and settings that fit the way young children develop and learn.

**KEEP IT SOCIAL** – Allow children to work together at computers, they'll gain social and communication skills.

**KEEP IT IN BALANCE** – Limit screen time; allow for plenty of active play.

**SET THE STAGE** – Technology should be included in the main learning area, rather than in a separate room, so it can be monitored, and adults can comment on what's happening. Hide wires and keep the screen free of glare.

**MAKE LEARNING KEY** – Researchers agree, software for young children should:

- Encourage exploration, imagination and problem solving
- Reflect and build on what children already know
- Involve many senses and include sound, music and voice
- Be open-ended, with the child in control.

## Resources

- ◆ [netc.org/earlyconnections](http://netc.org/earlyconnections) – Tips for using computers in learning at all ages.
- ◆ [childrenandcomputers.com](http://childrenandcomputers.com) – Software and websites appropriate for young children.
- ◆ [connsensebulletin.com](http://connsensebulletin.com) – Includes tips for children with special needs.
- ◆ [pbslearningmedia.org](http://pbslearningmedia.org) – Thousands of classroom-ready, digital resources, even in-depth lesson plans. PBS LearningMedia™ is free for educators.





Source - Scott Bauer/USDA

The deadly parasitic Varroa mite on the back of this honey bee is one of many pests the U.S. Department of Agriculture is trying to combat without harming the bee.

## Guarding the Honey Bee

**H**oney bees have existed for millions of years and supplied honey for the human race since the Stone Age, but there is great concern that their benefits to the world will be diminished, if not lost. However, with a little help from homeowners and other concerned citizens there is hope for their future—and ours.

These amazing and almost mythic creatures have a highly developed social structure that has helped sustain humankind and human society.

Once thought to be native to South Asia and the South East Asia subregion, recent studies indicate honey bees may also be native to Africa and probably all continents except North America. Cave drawings also indicate that early humans recognized the value of honey.

As humans learned to domesticate honey bees the art of beekeeping grew, and today they also provide us with beeswax, propolis (a bee glue used in cosmetics and health supplements) and pollination services.

Though several species exist, only two have been domesticated (the Egyptians were among the first to do so), and only one (*Apis mellifera*) is used extensively for domestic honey production and pollination.

An average well-managed domestic hive will hold 50,000 bees (sometimes as high as 80,000) in mid-summer. Bees from one hive can gather up to 80 pounds of pollen, and produce well over 100 pounds of honey annually.

Honey bees generally visit flowers to collect pollen, their source of protein, and in the process are responsible for about 80 percent of all insect pollination. This service is valued in the billions of dollars, and without it many commercial and home-grown food crops would be greatly reduced.

In 2007, honey bees made the news

because a disturbing number (30 to 70 percent) of North American European hives collapsed. This sudden, unprecedented decline was named colony collapse disorder (CCD). Researchers have not found a specific cause, but many scientists suspect a combination of factors rather than a single pathogen or poison. This may include loss of habitat, changes in agricultural practices, new viruses and pathogens, extreme weather during the past decade which resulted in impaired protein (pollen) production, and the possible synergistic effects of any combination of these factors.

A decline in beekeeping is another contributing factor to the population decline that has been taking place since the 1950s, notes Tim Tucker, a member of the American Beekeeping Federation's Membership and Marketing Committee and editor of ABF's E-Buzz newsletter.

"For many years the cause of decline was economic in nature and tied to the availability of other sweeteners on the market," he explains. Access to inexpensive sugar and high fructose corn sugar (HFCS) has caused many people to stop using honey as a home sweetener.

"With relatively cheap sweetener prices, we no longer consume much honey on a per-person basis—less than 2 pounds per year," he said. "On the other hand, we consume more than 100 pounds of refined sugars and HFCS per person and some estimates are much higher than that.

"This caused honey prices for many years to stay so low as to make it difficult to make a living and many commercial beekeepers gave up their operations," he adds.

Compounding that problem are the health issues of honey bees. "In the last 20 years we have had two new parasitic mites come into the country, and the varroa mite vectors

as many as 17 to 20 different viruses that affect honey bee health," he continues. This has increased the cost of keeping bees alive, resulting in additional beekeepers giving up this important work for jobs in other fields.

"Without a corresponding rise in pollinating fees over the past 15 years or so, many of the larger beekeepers that are still in existence would likely have gone out of business as well," Tucker says.

Though research indicates that the use of chemicals in home gardens and landscapes has not contributed to CCD, Tucker says homeowners can still help protect these amazing and economically important creatures.

"The main thing homeowners can do is provide plantings of beneficial flowers that bloom during the full season to provide nectar for honey bees and all native pollinators."

"The second thing is to educate the public to accept a lower level of perfection in their yards and gardens and use less herbicides and pesticides that can affect pollinators," he continues. "It is not a good thing to treat our lawns to remove clovers and even dandelions that provide nectar to bees. While it makes for a less perfect looking lawn, it is more natural and beneficial to the bees."

According to Tucker, white clovers and native wild flowers, trees and shrubs that provide lots of pollen and nectar are wonderful additions to yards and landscapes. Shrubs such as spirea, currants, blackberries, blueberries and even honeysuckle are great choices. Beneficial trees include all fruit-producing and ornamental varieties such as Bradford pears and black locusts.

Homeowners certainly can take up beekeeping themselves. Courses are available in every state, often through local beekeeping associations and Cooperative Extension units. If beekeeping is not feasible, homeowners can still help by providing locations for beekeepers to place bees—especially on the outskirts of towns and suburban environments, but also in the countryside, Tucker says.

So, what's the course of action if a swarm of honey bees show up on its own? Because they can pose a threat to people and animals, and because the swarm may be the more aggressive strain of Africanized honey bees, Tucker suggests calling a local beekeeper to have them removed.

To learn more about honey bees and beekeeping, visit the ABF site at [abfnet.org](http://abfnet.org) or contact a county or regional Cooperative Extension office for sources of local information and help.

— Tim Tucker

# Meatless Meals

You don't always need meat to create a tasty dish. These meatless recipes are flavor-filled and sure to fill you up. They're so delicious even meat-eaters won't miss a thing.

Visit [countrylines.com](http://countrylines.com) for hundreds more reader recipes.

## Margherita Pizza

- 1 T. olive oil
- 2 T. pizza sauce
- 1 pre-made whole wheat or white pizza crust
- 3/4 of 12-oz. jar diced tomatoes, drained
- 2 T. sliced yellow (mild) peppers
- 2 T. chopped fresh basil leaves
- 8 ozs. shredded mozzarella cheese

Preheat oven to 450° (or directions on crust package). Mix olive oil with pizza sauce and spread evenly onto crust. Add tomatoes, peppers, basil and cheese, making sure all ingredients are evenly distributed around crust. Bake for 12-15 min or until desired crispness.

Christin Russman

Photography by: 831 Creative

## Teriyaki Turnovers

- 16 oz. pkg. frozen Athens Fillo Dough, thawed
  - 1 T. olive oil
  - 1 stalk celery, finely chopped
  - 1 sm. head broccoli, finely chopped or 10-oz. pkg. frozen, chopped
  - 5-oz can water chestnuts, finely chopped
  - 6 T. teriyaki marinade or sauce
  - 1 bunch chopped green onion (save 2 stalks, also chopped, 1 for dipping sauce and 1 for garnish)
  - 3 ozs. roasted cashews (2 ozs. chopped and 1 oz. finely minced for garnish)
  - 1/2 c. butter
- Dipping Sauce:**
- 1/4 c. Swanson vegetable broth
  - 1/4 c. teriyaki marinade or sauce

1 T. chopped green onion  
2 T. Asian (Lee Kum Kee) Chili Garlic Sauce  
Set oven to 375°. Sauté celery in olive oil until slightly soft. Add broccoli and water chestnuts and sauté for 3 more minutes; drizzle with 4 to 6 tablespoons teriyaki sauce. Mix in 2/3 of raw green onion and 2 ounces cashews. Set aside.

Heat 1/2 cup butter in a small microwaveable bowl until melted (approx. 20 sec). Brush very thin layer onto 1 sheet of dough, repeat adding a second layer, and third if desired. (You must keep dough you're not using from drying out by placing a wet and wrung paper towel on top until ready for next sheet. Work quickly so dough doesn't dry out and crumble.)

Add 1/4 cup of broccoli mixture placing in



Olive and Mozzarella Orzo





Margherita Pizza

the bottom corner of dough. Fold the empty side over then continue folding into a large triangle. Place on cookie sheet lined with parchment paper and repeat process until broccoli mixture is all used. Makes about 6 turnovers. Bake for 15 min and serve with dipping sauce.

Mary Gorshe, Suttons Bay

## Grilled Tuscan Salad on a Stick

Place any combination of the following on a skewer:

colored bell peppers, cut in pieces  
cherry tomatoes  
zucchini, cut in rounds  
summer squash, cut in rounds  
mushrooms  
artichoke hearts  
onions, cut in chunks

Grill the vegetables and place on a bed of greens, such as Romaine or baby leaf lettuce.

### Tuscan Salad Dressing:

3 T. mayonnaise  
1/3 c. red wine vinegar  
1/2 c. water  
2 t. lemon juice  
2 T. parmesan cheese  
3 T. olive oil  
1 sm. clove garlic, minced  
1/4 t. dried oregano  
1/4 t. dried basil  
1/4 t. thyme  
1/8 t. black pepper

Combine ingredients in a blender and drizzle over the salad.

Julie Dennison, Roscommon

## Olive and Mozzarella Orzo

1 lb. orzo pasta  
1 1/2 c. chopped onion  
2 T. olive oil  
2 T. butter  
2 c. chopped celery  
2 T. flour

1 c. water  
1 t. chicken bouillon  
1 28-oz. can tomatoes, drained and chopped  
1 t. basil  
1 t. oregano  
1/4 t. cayenne  
1/2 lb. pitted Kalamata olives, chopped  
3/4 lb. mozzarella cheese, cut into 1/4" pieces  
Cook orzo till almost done, drain and place in large bowl. Cook onion in oil and butter over medium-low heat, stirring until soft. Add celery and cook; stir for 5 min. Stir in flour and cook 3 min. Stir in water, bouillon, tomatoes, basil, oregano and cayenne. Simmer 5 min. Stir into orzo with olives, 1/2 lb. mozzarella and salt to taste. Transfer to 2-qt. casserole. Cut remaining cheese into strips and arrange decoratively on top. Bake at 400° for 30 min, or until heated through.

Vicky Hueter, Lovells

## Galuski

1 med. head cabbage  
1/4 c. butter  
salt to taste  
pepper to taste  
generous dash paprika  
1 8-oz. pkg. Kluski noodles  
Shred cabbage finely. Melt butter in large skillet; add cabbage with salt, pepper and paprika. Cook noodles in boiling salted water until tender; drain. Mix with cabbage and fry until brown.

Janice Harvey, Charlevoix

## Mock Tuna Salad

2 15-oz. cans garbanzo beans  
1 red bell pepper, finely chopped  
2 carrots, peeled and finely chopped  
2 celery stalks, finely chopped  
1 med. onion, finely chopped  
2 T. finely chopped fresh cilantro  
1 c. chopped walnuts  
1 T. dijon mustard  
3/4-1 c. mayonnaise  
salt and pepper to taste

Drain garbanzo beans. Mix in food processor until flaky. Combine all chopped vegetables with beans by hand. Mix mustard, mayonnaise, and salt and pepper together and add to bean/veggie mixture. Serve as sandwiches.

Geralyn Guild, Grand Ledge



## Squash Bisque (Pictured above)

1/2 c. chopped onion  
2 T. grated fresh ginger  
1 T. olive oil  
3 c. cooked, peeled butternut squash  
3 c. vegetable broth  
1 c. evaporated skim milk  
1/8 t. nutmeg  
salt and pepper to taste  
Sauté onion and ginger in olive oil, then stir in squash and broth. Cook 5 minutes, and then puree in blender. Return to saucepan and add remaining ingredients, heat until hot. Serve with hearty bread and a good salad.

Jill Justin

**SUBMIT YOUR RECIPE!** Contributors whose recipes we print in 2012 will be entered in a drawing. We'll draw one winner in December and pay their January 2013 electric bill (up to \$200) as a prize.

Thanks to all who sent in recipes! Upcoming: Please send in your **CREPE** recipes by March 10, **RECIPES FOR KIDS** by April 10 and **FRESH FROM THE GARDEN** recipes by May 10. Mail to: Country Lines Recipes, 2859 W. Jolly Rd., Okemos, MI 48864; or email [recipes@countrylines.com](mailto:recipes@countrylines.com).

# Use Portable Electric Generators Safely

Portable electric generators can offer many benefits when a long-term electrical outage occurs. However, if generators are not used properly, things could turn deadly.

After Hurricane Katrina, for example, many people relied on generators. But the misuse of them caused five deaths, according to the Centers for Disease Control and Prevention. They also reported 51 cases of carbon monoxide poisoning.

### Follow these tips for the safe use of your generator:

- ▲ Follow the manufacturers' directions for installation and operation.
- ▲ To prevent electric shock, make sure your generator is properly grounded. The operation manual should provide correct grounding procedures.
- ▲ Use it only in a well-ventilated and dry area located away from air intakes to the house. Do not use it in an attached garage.
- ▲ Operate this or other fuel-powered machines outside, where deadly carbon monoxide fumes cannot enter the home.
- ▲ Do not overload the generator by operating more appliances and equipment than it can handle. The operating instructions should list an output rating.
- ▲ Individual appliances should be plugged directly into the generator's receptacle outlet using appropriately-sized extension cords to carry the electric load. Make

sure the cords are rated for outdoor use, have a grounded, three-pronged plug, and are in good condition.

- ▲ Do not run extension cords under rugs.
- ▲ *Never* connect generators directly to your home's wiring. The reverse flow of electricity can electrocute an unsuspecting utility worker.
- ▲ *Never* plug a generator into a household outlet.
- ▲ Only store fuel outside of living areas and away from heat sources, such as water heater pilot lights.
- ▲ Do not refuel while it is running.
- ▲ Turn off all equipment powered by the generator before shutting it down.
- ▲ Keep children and pets away.

— Chris Grammes



Contact Thumb Electric Cooperative at 800-327-0166 with any questions about using your generator safely!

## Attention: DAIRY FARMERS



Thumb Electric Cooperative continues to provide trained personnel to help you solve your neutral-to-earth voltage problems. If you think you have neutral-to-earth voltage, please call us at **800-327-0166**

**We also offer FREE farm energy audits!**

### Fuel Mix Report

The environmental characteristics of Thumb Electric Cooperative as required by Public Act 141 of 2000 for the 12-month period ended 12/31/11.

COMPARISON OF FUEL SOURCES USED		
Regional average fuel mix used		
Your co-op's fuel mix		
FUEL SOURCE		
Coal	75.0%	64.7%
Nuclear	20.3%	24.0%
Gas	2.5%	7.1%
Oil	0.2%	0.4%
Hydroelectric	0.1%	3.1%
Renewable Fuels	1.8%	3.1%
Biomass	0.9%	0.4%
Biofuel	0.0%	0.1%
Solid Waste Incineration	0.4%	0.4%
Wind	0.4%	1.7%
Wood	0.1%	0.4%
Solar	0.0%	0.0%

NOTE: (1) Biomass above excludes wood; solid waste incineration includes landfill gas.

### Your Co-op's Fuel Mix



### Regional Avg. Fuel Mix



### EMISSIONS AND WASTE COMPARISON

TYPE OF EMISSIONS/WASTE	lbs/MWh	
	Your Co-op	Regional Average*
Sulfur Dioxide	6.5	8.2
Carbon Dioxide	1,715	2,186
Oxides of Nitrogen	1.8	2.0
High-level nuclear waste	0.0056	0.0083

\*Regional average fuel mix data was compiled from Michigan, Illinois, Indiana, Ohio and Wisconsin.

Purchased electricity accounted for virtually 100% of the electricity sold by Thumb Electric during the period. Because the actual fuel mix characteristics of all purchased electricity could not be discerned, the fuel mix data presented by Thumb Electric is the same data offered by DTE Energy, which supplies nearly all of Thumb's purchased power.





# Green Thumb Home Heating

Geothermal is a simple technology that uses the earth's renewable energy to provide high-efficiency heating and cooling. In winter, the system draws heat from the ground and transfers it to your home. In summer, it extracts heat from your home and transfers it to the ground. **Contact the energy experts at Thumb Electric Cooperative at 800-327-0166** for honest answers on your energy choices, or call any of the trained and certified installers listed here.

## All-Temperature Geothermal Systems

1000 E. Sanilac Rd., Caro, MI 48723  
989-673-5557

## Ameriheat, Justin Faber

2891 E. Forester Rd., Deckerville, MI 48427  
810-376-4534

## B & D Heating, Cooling & Plumbing

1148 North Van Dyke, Bad Axe, MI 48413  
800-515-1117

## Burkhard Plumbing & Heating

638 E. Huron Ave., Bad Axe, MI 48413  
989-269-7532

## Certified Temperature Innovations

3107 Custer Rd., Carsonville, MI 48419  
810-300-7748

## Climatex

3274 S. Main St., Marlette, MI 48453  
989-635-COOL

## Cosenza Plumbing & Heating, Inc.

6725 E. Sanilac Rd., Port Sanilac, MI 48469  
810-622-8347

## ES Sheetmetal, Gene Root

9450 Belsay, Millington, MI 48746  
989-871-2067

## Geo Renew Systems, Inc.

3045 Grange Hall Rd., #7, Holly, MI 48442  
248-531-0325

## Geomasters, Inc., Plumbing & Heating

57 Ward St., Croswell, MI 48422  
810-679-2251

## Geothermal Systems of Lapeer, LLC

6689 Orchard Lk. Rd. #188  
West Bloomfield, MI 48322, 810-240-2116

## Holland Heating and Cooling

9160 Lapeer Rd., Davison, MI 48423  
810-653-4328

## Ingell Refrigeration

1115 4th St., Port Huron, MI 48060  
810-982-4226

## J & B Plumbing & Heating

7641 Pigeon Rd., Pigeon, MI 48755  
989-453-3931

## Jack McCain Plumbing & Heating

9651 Weale Rd., Bay Port, MI 48720  
989-453-2277

## Kowaleski Heating & Cooling, LLC

3977 Ruppel Rd., Port Hope, MI 48468  
989-428-3371

## Kulek Heating & Air Conditioning

14421 Jeddo Rd., Yale, MI 48097  
810-387-4452

## Kundinger & Kroll

31 E. Main St., Sebawaing, MI 48759  
989-883-2770

## Lakeshore Improvements

**Plumbing & Heating**  
7825 Big Gulley Rd., Palms, MI 48465  
989-864-3833

## Michigan Energy Services

8445 Main St., Whitmore Lake, MI 48189  
888-339-7700

## Newton-Johnson Plumbing & Heating

112 N. Main St., Vassar, MI 48768  
989-823-2341

## Orton Refrigeration

31 W. Sanilac Rd., Sandusky, MI 48471  
810-648-2252

## Preferred Heating

7736 Arendt, Melvin, MI 48454  
810-378-5454

## Priority Service by Porter & Heckman

3056 Davison Rd., Lapeer, MI 48446  
810-644-8576

## Shetler Plumbing & Heating

7184 Nitz St., Pigeon, MI 48755  
800-547-3651

## Superior, Inc.

3442 Cemetery Rd., Cass City, MI 48726  
989-872-3305

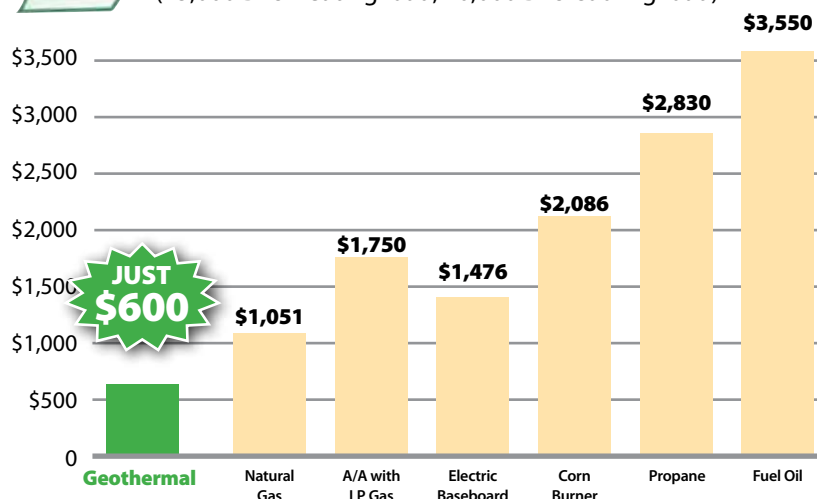
## Thumb Cooling & Heating

5599 Pochert Rd., Port Hope, MI 48468  
989-428-4948  
**And:** 837 South State, Caro, MI 48723  
989-672-4948



## Annual Operating Costs

For an Average 1,800 Sq. Ft. Home  
(45,000 BTU heating load, 20,000 BTU cooling load)



Factors Used: **Electric Baseboard**, **Air-Source Heat Pump** and **Geothermal**—based on TEC's 6.05¢/kWh dual-fuel rate. **LP gas**—based on \$2.25/gal. and 90% efficient furnace. **Fuel Oil**—based on \$3.50/gal. and 80% efficient furnace. **Natural Gas**—based on \$1.08/therm., 90% efficient furnace including \$9/mo. service charge. **Corn**—based on \$6/bushel. (Electric baseboard and corn operating costs do not include air conditioning.)

# ALWAYS CALL BEFORE YOU DIG



One free, easy call gets your utility lines marked AND helps protect you from injury and expense.

**Safe Digging Is No Accident:  
Always Call 811 Before You Dig**

Know what's below. Always call 811 before you dig.  
Visit [call811.com](http://call811.com) for more information.



Know what's below.  
Call before you dig.



U.S. Department  
of Transportation



Building New Quality with Dig




JOHN DEERE

TRAVELERS 

Common Ground Alliance





# Solar Flair

How to get the brightest benefits from solar accent, path, and task lighting.

**W**ant to add some outside lighting pizzazz without installing wiring or impacting your electric bill? As prices for solar technology drop, many manufacturers are harnessing the sun to help consumers add solar “flair” outdoors. While solar lights aren’t typically as bright as traditional options, by keeping a few rules of thumb in mind you can get the brightest benefit from sun-powered lights.

## What to Consider

Solar lighting takes many forms: stakes, lampposts, hanging jars, and more. But every unit follows the same basic principle: the mechanism generates and stores energy during the day, then releases it at night.

Each light includes a miniature solar panel, typically a four-cell array measuring 2-by-2 inches. On the inside of the light fixture, the solar panel attaches to a rechargeable battery, at least one light-emitting diode (LED), a controller board, and a photoresistor (light sensor) to manage when the light shines and when it recharges.

The U.S. Department of Energy (DOE) advises consumers to consider geographic and site-specific variables. Solar lights will only work if they receive about eight to 12

hours of sunlight a day. Fewer hours translates into fewer hours of yard light—shorter winter days typically result in a 30-50 percent output decline.

Avoid shade from shrubs, trees or buildings, and check the miniature solar panels periodically for bird droppings, leaves, insects or other debris that might block the sun. Not only does a lack of sun impact light output; receiving less sunlight than recommended can shorten the battery life, too.

## Accents

Before buying solar lights, think about the need it will fill. There are three different types of outdoor lights: accent lights, path lights, and task lights.

Accent lights add a glow to a landscape, but do not illuminate spaces well. Offering a lower light output, they’re generally more affordable than other solar options.

Search for solar lighting on Etsy.com, a popular online handmade marketplace, and on any given day almost 200 options appear. Creative recyclers use Mason jars, soft drink bottles, lamp bases, bird cages, and other lidded antiques to house the light. The fixture’s base doesn’t matter—interchangeable lids contain the solar array and bulb.

Accent lights can be colorful—online retailers like Earthtech Products offer illuminated glass-blown bulbs or stylized glass flowers. Amber LEDs are often used as an alternative to white, casting a softer glow but still revealing only a limited amount of area outside the light.

Consider using accent lights to mark hazards (stones, low walls) or as part of a garden feature, but do not rely on them for visual aid at night.

## Path Lighting

Solar lights fill an important role for path lighting. Commonly sold in sets of four or eight, they often come with stakes or hanging hooks

to be placed along a path or driveway.

Path lights focus light downward and typically illuminate an area up to 20 feet away from the base, depending on the light strength. Some sets offer automatic on/off settings triggered by outside light; others include a six-hour or 10-hour setting. An on/off switch may also be included, allowing owners to soak in the sun for several days, then turn the lights on for a special night-time event.

Suspended lights are not the only option; manufacturers like HomeBrite Solar produce stepping-stone solar lights, with styles that blend in with the environment.

## Task Lighting

The sun also fuels practical outdoor lighting needs like floodlights and security motion sensors. These generally provide high light output—though not as bright as traditional spotlights—and are more expensive than other solar options.

Solar lampposts from manufacturers like Gama Sonic offer between eight and 10 hours of light with an output equivalent to 450 lumens (40 watts). Security lights are often ready-to-mount on a wall, but be sure the building or trees do not block the solar array. Some models have the solar array separate from the light to allow for prime sun placement.

## Practical Matters

Although LEDs work well in cold temperatures, consider bringing accent and path lighting solar fixtures inside during harsh weather (freezing temperatures, heavy downpours, etc.). All outdoor solar lighting should be water resistant, but task lighting tends to be hardy and can withstand fiercer weather. And, while it’s fun to bring some solar flair inside for parties, remember to put them back outside to charge—leaving a solar jar on a windowsill will not work due to UV protection films and overhangs on many windows.

Read user reviews before buying a product. Some solar lighting sets may not last long, and the DOE advises consumers to make sure replacement bulbs and batteries are available. A variety of options are available at stores like Target, Home Depot, Lowe’s, and several online retailers. To learn more about these and other lighting options, visit [energysavers.gov/lighting](http://energysavers.gov/lighting).

Sources: *How Stuff Works.com*, *Gardeners.com*, U.S. Department of Energy



# Energy Optimization 2012

**E** The Energy Optimization (EO) programs are up and running for 2012. So, what does this mean for you, and what are the benefits of EO to you as a Thumb Electric member?

## What is EO?

The Energy Optimization program is a state mandate designed to help consumers conserve and lower their energy use. To do this, each utility in the state is required to offer programs to help people save energy.

## Energy Saving Programs

Thumb Electric Cooperative is offering several rebate programs that help members save. There are rebates for new Energy Star® compliant appliances—\$50 for a Tier 2 or Tier 3 washing machine, \$20 for a new refrigerator, room air conditioner, or dehumidifier. These are just a few examples, and more are available.

For those making improvements to their home heating system, there is a rebate program for energy efficient HVAC systems, such as \$150 for installing a new furnace with an ECM blower motor, \$20 for installing a programmable setback thermostat, and \$50 for a 93 percent or higher efficient water heater. The TEC Vaughn 50- and 80-gallon water heaters are already 95 percent efficient and do qualify for the rebate.

New this year is an array of programs for agribusiness. Replacing or retrofitting existing lighting in your barn or workshop, grain drying equipment, dairy equipment, and cooling and exhaust fans all have rebates available. Our commercial and industrial members again have a host of rebates available for measures such as lighting, cooling towers, AC equipment, and more.

There are savings available for low-income families and individuals that qualify, too. Replacing old inefficient refrigerators,

upgrading to compact fluorescent lighting, and energy-efficient electric water heaters are some examples.

## And, Most Importantly...

When it comes to Energy Optimization, the most important thing we can do is remember the little things we learned as kids: Turn off the light switch when you leave a room, dial down the thermostat when we're gone for the day and close the door to keep the cold out.

A large part of EO is being aware of and learning how to save energy. My part is getting the word out to members about the money-saving programs and rebates that are available to help you do this.

Visit our website at [tecmi.coop](http://tecmi.coop) and follow the Energy Optimization program link for a full list of rebates, or call 877-296-4319 for more information.

*Brad Essenmacher is member services and marketing manager for Thumb Electric Cooperative.*



**Don't let electricity costs trip you up.**  
Put energy savings in your court. From income specific services to rebates on appliances and efficient heating and cooling, you'll get a game plan to better manage your electric use. Check it out. Find an Energy Optimization program that's a slam dunk for you.

# MARCH MADNESS

**ENERGY TIP: Get a smart strip for your TV.**

Online: [michigan-energy.org](http://michigan-energy.org) Phone: 877.296.4319




Energy Optimization programs and incentives are applicable to Michigan service locations only. Other restrictions may apply. For a complete list of participating utilities, visit [michigan-energy.org](http://michigan-energy.org).



# The Old Man and The Ski

Ed Harjala turns 90 years old this month, but that isn't keeping him from entering his 20th cross-country ski race.



Photo Courtesy - Harjala Family

**W**hat would life be like without a hero? I don't know because I've had a few. I met one of my heroes over a decade ago. I watched this unimposing cross-country skier munching on a Pasty in Calumet, MI, after the Great Bear Chase Ski Race. I knew I had to meet him and worked up the courage to go to his table. We are friends now and he is still my hero.

Ed Harjala was 75 years old in 1998 when he lined up for the American Birkebeiner Ski Race, a thirty-one mile venture through the torturous hills of Northwest Wisconsin. By mid-race he was averaging over ten miles an hour and on pace to break three hours for the marathon. That's three hours at age 75.

As fate would have it, Ed collided with a fallen skier and subsequently, a tree. His arm splintered in several places and he has a permanent plate of steel in the region as a reminder. He didn't get his sub-3-hour Berkie. He didn't stop skiing either. A few days later, he was back on the skating tracks at the SwedeTown Trails in Calumet, near his hometown of Copper City in Michigan's Upper Peninsula. He adjusted by using one pole and letting his wounded arm hang at his side. His wife, Dots, (Dorothy), drove him to the trails.

Ed is 89 years old now. He's slowed down some but, after all, he's not 75 anymore. At 75, he would ski 25 kilometers daily. He was still doing that a handful of winters ago. Now he deals with heart issues and a foot that doesn't serve him the way it once did. But he's still a master of enthusiasm and artful skiing. He's "The Old Man and the Ski." Sorry,

Hemingway, this guy has earned the title.

"When I was young, in my 70s, I would roller-ski 2,000 miles each summer," Ed says. "Two years ago I was still roller skiing 700 miles a summer. Anyway, roller skiing is too easy."

Ed was also doing two hour workouts rowing his wooden pram near his cottage on Lake Superior. He would row along shore one way for an hour (1,600 strokes). Then he would turn back and head for home.

At age 87, Ed was out on one of his morning roller-ski workouts when he spotted a patch on the highway ahead of him that looked to be new cement. As he got closer he realized that it was a slick from spilled cooking oil, (UP bear bait). Ed couldn't stop, slid onto the slick, and fell on his shoulder, wrenching it badly. "Just lucky I had a leather elbow patch on my shirt, to repair a tear, or my elbow would have been skinned up pretty good too."

Twenty years earlier, at the age of 67, Ed was still in wave 1 at the Berkie. "At (age 85), I was in Wave 3," Ed says. "Now I'm in Wave 9. I'm just moving now." Just moving now? Tell that to the other 89 year-olds on the planet.

Ed's last long Berkie was in 2006. His lungs don't quite give him the lift they once did. He also strides now instead of skating because, "Striding feels easier."

He has entered the Kortolopet these past years, the Berkie's 23 kilometer event. He missed last year's event.

Ed has completed 19 Berkies and needs one more to qualify for the commemorative 'Birch Leggings' bib given to those who finish

20 full Berkies. He told Berkie officials that his body just wouldn't allow him to complete that 20th race. In appreciation for the enthusiasm he has brought to the sport of cross-country skiing, officials sent him the 20-year commemorative bib anyway.

There have also been times, not that long ago, that Ed, thirsting for more competition, asked to be placed in a younger wave bracket at the Berkie. Up to recently, the last competitive age group category has been 80 years and over. In honor of Ed's contribution to the sport, they now have an 85 year old category.

Ed and Dots volunteer at the chalet at Swedetown Trails every Thursday afternoon, serving skiers items like coffee, hot chocolate, and U.P. pasties. They have been the poster couple for the local 'Ski for Hearts' fundraiser. When visiting the chalet, be sure to look up on the wall at Ed's 20-year commemorative Berkie bib, a tribute to a man who, in his way, has made the art of putting on skis a little easier for all of us. You'll also see at least one of his state-of-the-art collapsible wooden waxing stations in the complex. Ed is still in full stride, making them for anyone who needs one. Ed is also an accomplished mason, electrician, fisherman, and still makes his own firewood.

Ed, the oldest skier at Swedetown Trails, would like to compete in the shorter version of the track's Great Bear Chase, this March. The race is 26 kilometers in length. He'll be careful of the mass of skis and poles at the start. He'll pace himself so he doesn't tire early. He'll sense the old mining shafts and other remnants of a past Upper Michigan mining era as he skis with the enthusiasm of a child. Then he'll hear his name called and see people clapping at the finish. The giant digital clock will tell him that he is well within the reach of his goal. Then, with one last push of his poles, he'll cross the finish line, thrilled that he can still challenge himself at the age of 90. The public address announcer might even say something like, "Now finishing is Ed Harjala, a work in progress, The Old Man and the Ski."

My life was just beginning when Ed was overseas during World War II. I never even met him until he was in his late 70s. We have known each other on a limited basis since then. I think of him every time I wax my skis on the ski station he made me. I think of how he taught me to give life its best shot and enjoy every minute of it.

— Reprinted with permission, *Lake Superior Magazine*

Now is the best time to buy a...

# Designer METAL ROOF!



American Metal Roofs  
Made in America

- ✓ Your Last Roof - Never Rusts
- ✓ 120mph Wind Resistant
- ✓ Year Round Energy Savings
- ✓ Free, No Obligation Consultation

**Visit us at at Home Show Near you!**

**March 9-11**

Horse Expo 2012 @ MSU Livestock Pavilion, E. Lansing  
2012 Home Show, Lifestyle & Leisure @ Indoor Athletic  
Complex, E. Campus Dr., Mt. Pleasant

**March 15-18**

Lansing Home & Garden Show @ MSU Pavilion, E. Lansing

**March 23-25**

Cottage & Lakefront Living Show @ Devos Place, G. Rapids  
2012 Home & Lifestyle Show @ SVSU, Saginaw (24-25th only)

Get A New Permanent  
Roof For As Low As

**\$241**/Month\*

Apply Online Today For Our  
Blue Sky Financing Program

**Want to Win  
a Metal Roof?**  
Go online to  
**AmericanMetalRoofs.com**  
for your chance to win an  
American Metal Roof\*\*  
\*\*See Rules &  
Regulations online

## Showcase Homes Save! 10 homes wanted

We need your home to showcase our beautiful American Metal Roof. Homes selected will earn **drastic savings** off the investment of your Metal Roof in exchange for the use of your home for advertising purposes.

Call Jenn for details to qualify

**888-221-1869**



American Metal Roofs  
Made in America

See our Photo Gallery and Watch the Snow Sliding Video at  
**www.AmericanMetalRoofs.com**

Visit the American Metal Roofs Showrooms at  
6140 Taylor Dr, Flint, MI 48507 and 1875 Lansing Rd, Charlotte, MI 48813

**888-221-1869**



Find us on Facebook  
fb.me/AMRmichigan

\*Promotion may not be combined with any other offers. Some restrictions apply. Call for details. Promotion is based on approved credit. Applies to purchases made on American Metal Roofs consumer credit program. \$241 monthly payment calculations based on a \$25,000 purchase at 9.99% APR for 20 years. Your interest may be deductible. Consult a tax advisor.

MI Contractor License #2102158513





**Thumb Electric  
Cooperative**

tecmi.coop



## Think spring, think summer!

Save \$40 by signing up for Thumb Electric Cooperative's controlled central air conditioning credit. Co-op members who have a control installed on their central air conditioning before May 1, 2012, will **receive a \$40 credit** on their Oct. 3, 2012, electric bill.

**Call Thumb Electric Cooperative at 989-658-8571  
or 800-327-0166 today to learn more.**

*Existing AC program members will be automatically renewed and  
are not required to call.*

Central air conditioning may be controlled during the billing months of May through September. The control period shall not exceed 30 minutes in any one hour nor shall it exceed eight hours total interruption in any one day.



**989-658-8571  
800-327-0166**  
tecmi.coop