

MICHIGAN COUNTRY LINES

DOAK'S NEW COURSE:

**DOUBLE
THE FUN**



Plus!

- 5 Director Nominating Petitions Available
- 10 How Your GLE Dollars Are Spent
- 12 GLE Member Photos
- 13 GLE Exceeds State Performance Standards

Easy financing meets the comfort of geothermal.



5 Series Special Financing

Geothermal just got more affordable. WaterFurnace units can save you up to 70% on heating, cooling & hot water by capturing the clean, renewable energy in your backyard. Plus, we're offering special financing on the most popular dual capacity geothermal heat pump around—the 5 Series—from now until June 19, 2015. Just order a 5 Series unit with select installation accessories to receive this special limited-time offer on financing. Don't need financing? We'll give you a \$500 instant rebate just for purchasing the 5 Series with installation accessories. Visit your local WaterFurnace dealer for more information.

Your Local WaterFurnace Dealers

Bad Axe

B & D Htg
(989) 269-5280

Berrien Springs

WaterFurnace
Michiana
(269) 473-5667

Big Rapids

Stratz Htg & Clg
(231) 796-3717

Caro

AllTemp Comfort, Inc.
(866) 844-HEAT (4328)

Carsonville

Certified Temperature
Innovations
(810) 300-7748

Clifford

Orton Refrig & Htg
(989) 761-7691

DeWitt

S & J Htg & Clg
(517) 669-3705

Grand Rapids

Total Comfort
Resource, LLC
(616) 406-3182

Hart/Ludington

Adams Htg & Clg
(231) 873-2665

Indian River

M & M Plbg & Htg
(231) 238-7201

Ionia

Home Experts
(800) 457-4554

Jackson

Comfort 1 Htg/
Lenawee Htg
(517) 764-1500

Kalkaska

Kalkaska Plbg & Htg
(231) 258-3588

Lapeer

Porter & Heckman
(800) 445-4328

Mount Pleasant

Walton's Htg & Clg
(989) 772-4822

Muskegon

Adams Htg & Clg
(231) 873-2665

Kiessel Geothermal

Htg & Clg
(231) 747-7509

Palms

Lakeshore
Improvements
(989) 864-3833

Portland

ESI Htg & Clg
(517) 647-6906

Sunfield

Mark Woodman Plbg & Htg
(517) 886-1138

Traverse City

Geofurnace Htg & Clg
(231) 943-1000

D&W Mechanical

(231) 941-1215

UPPER PENINSULA

Kinross

Great Lakes
Services Inc.
(906) 632-5543

Manistique

Hoholik Enterprises
(906) 341-5065



waterfurnace.com/SpecialFinancing

April 2015
Vol. 35, No. 4

Executive Editor
Casey Clark

Editors
Christine Dorr
Gail Knudtson

Publisher
Michigan Electric
Cooperative Association

Design and Layout
Ciesa Design

Michigan Country Lines, USPS-591-710, is published monthly, except August and December, with periodicals postage paid at Okemos, MI, and additional offices. It is the official publication of the Michigan Electric Cooperative Association, 2859 W. Jolly Rd., Okemos, MI 48864.

Subscriptions are authorized for members of Alger Delta, Cherryland, Cloverland, Great Lakes, HomeWorks Tri-County, Midwest Energy, Ontonagon, Presque Isle, and Thumb electric cooperatives by their boards of directors. Subscriptions for nonmembers are \$6 per year.

POSTMASTER: SEND ALL UAA TO CFS.

Letters to the editor should be sent to *Country Lines*, 2859 W. Jolly Rd., Okemos, MI 48864. 517-913-3531.
E-mail: cdorr@meca.coop

Association officers are **Ken Swope**, Midwest Energy, chairman; **Robert Schallip**, Cloverland, 1st vice chairman; **Jon Zickert**, Cherryland, 2nd vice chairman; **Eric Baker**, Wolverine Power, secretary-treasurer; and **Tony Anderson**, Cherryland, past chairman. **Craig Borr** is president and CEO.

Unsolicited letters, photos and manuscripts are welcome. *Country Lines*, however, will not be responsible for their safe keeping or return.

The appearance of advertising does not constitute an endorsement of the products or services advertised.

Change of Address:
Please notify your electric cooperative. See page 4 for contact information.




IN THIS ISSUE



6 OUR ENERGY
Improve Home Comfort and Save Energy
James Dulley



7 HOME COOKING
Healthy and Nutritious Recipes
Christin McKamey & Our Readers



14 FEATURE
Tom Doak Designs Golf Courses In Michigan And Around The World
Kath Usitalo



17 SAFETY
How To Protect Electronics From Power Surges



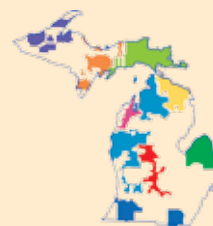
18 READERS' PAGE
Honoring Veterans With Hand-Carved Personalized Canes
Jim Carpenter

ON THE COVER*

Traverse City's Tom Doak, of Renaissance Golf Design, shares his passion for creating challenging courses around the globe.

Photos – Renaissance Golf Design

*Some co-op editions have a different cover.



Michigan's Electric Cooperatives
countrylines.com

Board of Directors

Richard Walsworth *Chairman*

3701 N. 48th Ave., Mears, MI 49436
231-873-2418 • rwalsworth@glenergy.com

Mark Carson *Vice-Chairman*

01950 Anderson Rd., Boyne City, MI 49712
231-582-0688 • mcarson@glenergy.com

Larry Monshor *Treasurer*

1541 Thumm Rd., Gaylord, MI 49735
989-705-1778 • lmonshor@glenergy.com

Paul Byl *Secretary*

9941 W. Buchanan Rd., Shelby, MI 49455
231-861-5911 • pbyl@glenergy.com

Richard Evans *Director*

11195 Essex Rd.
Ellsworth, MI 49729
231-588-7114 • revans@glenergy.com

Dale Farrier *Director*

1561 N. Selkirk Lake Road,
Kalkaska, MI 49646
231-564-0853 • dfarrier@glenergy.com

Robert Kran *Director*

7380 N. Tuttle Rd., Free Soil, MI 49411
231-464-5889 • bkran@glenergy.com

Paul Schemanski *Director*

5974 Stolt Rd., Petoskey, MI 49770
231-439-9079 • paul.schemanski@glenergy.com

Robert Thurow *Director*

819 W. Chauvez Rd., Scottville, MI 49454
231-757-3430 • rthurow@glenergy.com

President/CEO: Steve Boeckman

888-485-2537

Communications

Director/Editor: Dave Guzniczak

231-487-1316

Boyne City Headquarters

1323 Boyne Ave.

Boyne City, MI 49712

Hours: 8 a.m.–5 p.m. M–F

Phone: 888-485-2537

To report an outage, call:

1-800-678-0411

gtlakes.com

Great Lakes Energy is an equal opportunity provider and employer.



Find us on Facebook.

facebook.com/greatlakesenergy

District Elections Continue

Great Lakes Energy members voted in early 2014 to establish voting districts by geographic region for director elections.

We witnessed better voter participation in the first district elections held last year. The percentage of mail-in ballots returned in 2014 far exceeded the ballot return rate percentage for the last at-large direction election in 2013.

Through district elections, members are more likely to know the people whose names are on the ballot because they live in the area. Most importantly, more members are apt to vote if they are familiar with the candidates. It helps ensure the cooperative principle of democratic member control continues to play a vital role in the operation of your member-owned business.

This year, members in Districts 1, 2 and 7 will elect a board member (see related article in this issue). Next year, elections for directors will be held in District 8 (Osceola, Clare, Newaygo and Mecosta counties) and District 9 (Ottawa, Kent, Montcalm, Allegan and Barry counties). Currently there are no directors who live in either district, but in 2016 each district will gain a locally-elected director.

Also, members in District 6 (Mason and Lake counties) will vote for a director in 2016.

We have nine districts with three district elections held each year. One director is elected in each district for a three-year term.

With the addition of two directors in Districts 8 and 9 next year, our transition to a board composed of directors all elected by members within their respective districts will be realized. After this year's vote, six of the nine directors will have been elected by district.

Why is this important now? Before we can elect new directors to Districts 8 and 9, we need to have candidates who are interested in working on the board for the benefit of all their fellow members. Directors serve the entire membership, not just their district.

If you would like to know more about eligibility and the responsibilities of a director, please give us a call at 888-485-2537, ask for ext. 1331 or e-mail glenergy@glenergy.com. ■



Steve Boeckman
Great Lakes Energy
President/CEO

Learn More at the Business Expo

Mark your calendar and plan to visit the Great Lakes Energy booth at the Boyne Business Expo.

Stop by and speak to a representative to learn more about Energy Optimization programs designed to save you energy and money.

Business Expo and Taste of Boyne

Thursday, April 23, 3–7 p.m.

Former Carter's store, Boyne City

Three Openings on GLE Board



District 1
Paul Schemanski



District 2
Mark Carson



District 7
Paul Byl

Nominating petitions are available in three districts for Great Lakes Energy (GLE) members who wish to seek election to the co-op's board of directors.

This will be the second year that directors will be elected by district. Last year, GLE members approved bylaws amendments that replaced voting at-large for directors with director district elections.

Three board positions, each for three years, will need to be filled. Qualifying GLE members who reside in districts 1, 2 or 7 can seek election to the board.

Counties by district are:

District 1 – Emmet

District 2 – Charlevoix, Cheboygan

District 7 – Oceana, Muskegon

The terms of directors Paul Schemanski of Petoskey, Mark Carson of Boyne City and Paul Byl of Shelby expire this year. They reside in District 1 (Schemanski), District 2 (Carson) and District 7 (Byl).

Director Richard Walsworth also resides in District 7, but his term does not expire this year. Walsworth will retire from the board in 2016, which will leave one director to represent this district.

To get their names on the ballot, qualifying members of the electric co-op who maintain a primary residence within its service area must file a nominating petition with the co-op secretary.

Petitions must be signed by at least 50 active GLE members within the candidate's district. Cosigners of a joint membership count as one signature. For the signature to be valid, complete information about the member must be provided. The co-op will verify the member information. Incomplete petitions will not be counted. All petitions must be signed no more than 90 days prior to submission to the co-op.

Petition circulators are advised, but not required, to collect well over 50 signatures because some may not be valid.

Signed petitions returned by mail or in person must be received in the co-op's Boyne City office no earlier than Thursday, May 28, 2015, and no later than Friday, June 12, 2015.

Petitions can be mailed to: Secretary of the Cooperative, Great Lakes Energy, P. O. Box 70, Boyne City, MI 49712. They also can be dropped off at the Boyne City office during normal business hours, from 8 a.m. to 5 p.m., Monday through Friday.

Petition forms are available by contacting 888-485-2537, ext. 1331.

GLE members in each of the three districts will elect one candidate from within their district to fill the open positions on the board. Mail-in ballots will be sent with the July/August 2015 issue of *Michigan Country Lines*. Winners will be announced Aug. 26 at the GLE annual business meeting. ■

When Do We Vote?

Great Lakes Energy members vote for a member to represent them on the co-op's board of directors once every three years.

Members elect a candidate from within their district to the board. There are nine election districts. The first district elections were held last year.

Find the district you reside in below to determine when you will receive your next mail-in ballot that comes with the annual election issue of *Michigan Country Lines*.

The mail-in ballot is included in the July/August *Michigan Country Lines* issue to members whose districts have elections scheduled.

2015 election

District 1- Emmet County

District 2 – Charlevoix and Cheboygan counties

District 7 – Oceana and Muskegon counties

2016 election

District 6 – Mason and Lake counties

District 8 – Osceola, Clare, Newaygo and Mecosta counties

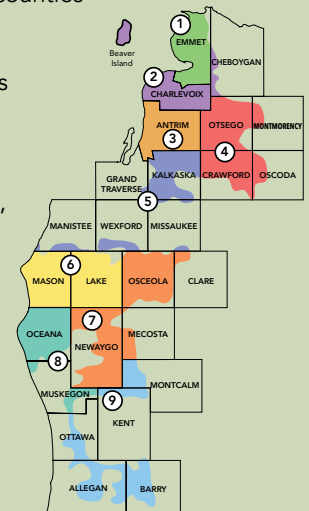
District 9 – Ottawa, Kent, Montcalm, Allegan and Barry counties


2017 election

District 3 – Antrim County

District 4 – Otsego, Montmorency, Oscoda and Crawford counties

District 5 – Grand Traverse, Kalkaska, Manistee, Missaukee and Wexford counties





Improve Home Comfort By Choosing Materials Carefully

If you're looking to improve your home's comfort, consider increasing its thermal mass. Increasing thermal mass means having the house structure and interior objects absorb and hold as much heat as possible. The heavier the item, the more mass it has to better absorb heat. As the outdoor temperature changes, thermal mass helps moderate indoor temperature swings to improve comfort and efficiency.

There are several ways thermal mass can save energy. By reducing indoor temperature swings in the winter, less heat is lost through walls and windows. This is particularly true in rooms where heat is generated, such as the kitchen, bathroom, or rooms with large south-facing windows. Also, heat produced by the furnace is absorbed by the home's thermal mass and then released at night to warm it.

In summer, high thermal mass will keep rooms cooler, delay the need for using air conditioning, and keep it from cycling on-and-off throughout the day. Unless high humidity is an issue, opening windows at night and running a whole-house or window fan allows the thermal mass to lose the heat stored from the daytime. Close the windows in the morning and the cooled thermal mass absorbs heat coming in without causing the room temperature to rise as fast. The thermal mass of air is extremely low, so the cold outdoor air quickly absorbs heat from the indoor thermal mass.

Increase thermal mass by selecting the proper high mass (heavier) materials. They should be located throughout the home, but concentrate on rooms that generate heat or overheat in summer. When building a house or adding rooms, use heavy foam insulating sheathing on the outside of the wall framing, which allows it to become part of the interior thermal mass.

The thermal mass of various materials is rated by heat capacity properties. Water has a high heat capacity of 62.4 per cubic foot, compared to drywall at only 1.3 per cubic foot. Wet soil rates about 55, concrete about 31, brick about 27, and stone or tile ranges from 18 to 36. Their natural thermal properties, in addition to densities, determine these numbers.

For example, installing a dark, ceramic-tile flooring near a door or window is a great source of thermal mass. Decorative solid-brick walls work well in a room with a fireplace or large windows. Heavy granite or slate countertops in a kitchen or bath, and wood floors are also effective. The idea is to replace lighter materials with heavier ones.

Even the damp soil in large potted plants can store much heat, and plants help purify indoor air. For emergencies, storing milk jugs full of water under cabinets and near your heating system can also increase thermal mass. ■



HERE'S TO YOUR HEALTH

Delicious and nutritious recipes for living healthy.

Energy Balls *(pictured)*

- ¼ c. unroasted almonds or any kind of nut or seed
- ¾ c. old fashioned rolled oats, uncooked
- 2 T. ground flax seed
- 2–3 T. cocoa powder, depending on how chocolatey you want them
- 10 oz. dates
- 1–2 T. coconut oil, melted

Place almonds in the bowl of a food processor. Pulse until finely chopped. Add oats, flax seed, and cocoa powder. Pulse a few more times to combine. Place dates into the food processor and turn on for about 30 seconds, or until finely chopped. Mixture should be crumbly at this point. Drizzle 1 T. coconut oil over the top of the date mixture and process for 5–10 seconds. Test mixture by squeezing between your finger and thumb. If it's too dry to stick together add more coconut oil (up to 1 T. more). Using your hands, roll mixture into 1-inch balls. Refrigerate for about 20 minutes, or until firm. Store in an airtight container in the refrigerator. This Energy Ball recipe is a little something that I enjoy for an afternoon snack with some green tea. It's a great and healthy pick-me-up. Makes 24.

Julie Barr, Manistique

Quinoa and Cucumber Salad

- 2 c. cooked quinoa
- 3 baby English cucumbers, sliced
- 1 can chickpeas, drained and rinsed
- 1 box sweet cherry tomatoes
- 1–2 handfuls feta cheese crumbles

Toss all ingredients in a bowl until evenly combined. Zest and juice one lime over salad and add fresh ground pepper to taste. Toss to combine. Can also add a tablespoon or two of olive oil, if desired. This is a flavorful and filling 'go to' recipe for a quick side or portable lunch.

Denise Chapel, Gaylord

Spinach Pasta Salad

- ½ bag of store-bought spinach or 2 handfuls fresh, washed and torn (tearing spinach over cutting is preferred)
- 8 oz. pasta, cooked according to pkg. directions (cork screws, bow ties, wheels, work best)
- fat free, light, or regular Caesar dressing (your brand preference)
- 1 c. shredded parmesan cheese
- fat free croutons
- Extras: grilled chicken, bacon pieces, tomatoes, diced boiled egg



In a large bowl, mix pasta with a generous amount of dressing to coat evenly. Add cheese & spinach to bowl (and chicken/bacon/tomatoes/eggs) and mix well. Serve cold and top with croutons. Note: Don't add croutons to the salad or they will get soggy.

Renee (Kohn) Coyer, Cooks

SUBMIT YOUR RECIPE!

Thanks to all who send in recipes. Please send in your favorite "Burgers/All American" recipes by **May 1** and your favorite "Fresh Seafood" recipes by **July 1**.

Enter your recipe online at countrylines.com or send to (handprinted or typed on one side, please): *Country Lines Recipes*, 2859 W. Jolly Rd., Okemos, MI 48864. Please note the co-op from which you receive your electric service.

Contributors whose recipes we print in 2015 will be entered in a drawing and *Country Lines* will pay the winner's January 2016 electric bill (up to \$200)!

Photos—831 Creative



Healthy Living Recipes

Flourless Chocolate Cookies, Trickster Style

15-oz. can black beans,
rinsed well and strained
2 T. coconut oil
1/3 c. cocoa powder,
unsweetened
1/4 t. sea salt
1/8 t. cayenne
1/3 c. pure maple syrup,
honey, or mix of both

2 T. chia seeds
1 t. vanilla extract
1/3 c. chopped dark
chocolate
1/4 c. chopped dried
cherries or currants
(or omit)
chopped walnuts,
optional

Preheat oven to 375 and line a baking sheet with parchment paper. Mix chia seeds, honey/maple syrup, and vanilla in a small bowl. Set aside. Place black beans in food processor with coconut oil, cocoa, salt and cayenne. Blend until ingredients are well combined, and then add in your chia mixture. Blend again until all is incorporated and is of batter consistency. Spoon batter onto lined baking sheet—this will yield just under a dozen cookies. Bake for 15 minutes. Cool and store in refrigerator, if they last that long.

Pamela Newcom, Charlevoix

Black Bean Pasta Orzo

24 oz. chicken stock,
regular or low salt
1 1/4 c. (8 oz.) orzo
(a high protein pasta)
1 14 oz. can tomatoes,
chopped or petite cut
1 15 oz. can black beans,
rinsed
red pepper flakes, to taste
1 c. frozen broccoli,
cut into small pieces

1 c. corn (white or yellow)
1 c. carrots, fresh
or frozen
2 T. fresh parsley,
or 1 T. dried
1 t. oregano, garlic/onion
powder, cumin to taste
(add any other spices,
to taste)
2 T. parmesan cheese

Bring broth to a boil and add rest of ingredients, *except the pasta or black beans*. Boil the 2 minutes uncovered. Add the pasta and bring to a boil. Turn down heat, cover, and simmer 7 minutes. Stir in the tomatoes and beans; cook another 7 minutes. If the above gets too thick, add more broth! Add chicken, beef, or pork to make a complete meal (cooked meat is recommended—add last and cook just until warm).

Marge Bagnell, Mancelona

Turkey Sausage Stuffed Peppers

4 bell peppers, any color
1 lb. ground turkey
1 T. olive oil
2 cloves garlic, minced
1/2 t. fennel seed
1/2 t. chili powder
1/4 t. black pepper
1/2 t. salt
1 c. diced onion
2 c. chopped tomato (or
one 16-oz. can)

1/2 c. chicken or vegetable
broth, low sodium
1/2 t. thyme
1 T. cornstarch
1/2 c. cooked brown rice
8 slices provolone cheese
(optional)
1 c. tomato sauce
(optional)

Preheat oven to 400. Slice peppers in half, removing stem, core and seeds. Set peppers on a baking sheet and bake for 20 minutes. Remove from oven and set aside. Heat olive oil in skillet over medium heat. Add garlic, fennel seed, chili powder, and cook/stir for 30 seconds. Add onion, salt and pepper, and sauté until tender. Add ground turkey and cook until browned. Mix in cornstarch. Add tomatoes, broth and thyme and bring to a boil; sauce will thicken. Remove from heat. Stir in rice. Divide turkey mixture evenly among roasted bell peppers. Top with cheese, if desired. Bake 12 minutes. Serve with tomato sauce, if desired.

Jennifer Sylvester, Sand Lake

Crockpot Applesauce

8–10 Golden Delicious
apples
1/4 c. apple juice or water

1/4 c. sugar (add more
or less to taste)

Peel, core and slice apples into a 3 quart or larger crock pot. Add other ingredients. Cook on low 7 or more hours. Mash with a potato masher for chunky sauce, or puree in a blender or food processor if your family prefers a smoother sauce. Sugar may be omitted entirely or replaced with honey or maple syrup. Reduce amount of other liquid if using liquid sweeteners. Try adding a teaspoon of cinnamon and a dash of nutmeg for a different flavor.

Jen Houghton-Pratt, Grant

The Garden That Keeps Giving

Since the first harvest in 2011, a small, one-quarter acre plot in Kalkaska County has provided over 10,770 pounds of produce to area needy families.

Located on the grounds of St. Mary of the Woods Catholic Church, “God’s Garden” was created by church parishioners who donate 100 percent of the fruits of their labor to local charities. The “fruits” are fresh, nutritious, pesticide-free fruits and vegetables that each year are distributed to the Kalkaska Area Interfaith Resources (KAIR) food pantry, Mancelona Food Pantry and pantries operated by the United Methodist Church of Fife Lake and the Torch Lake Assembly of God.

God’s Garden is typically tended by volunteers who rake, dig, plant, water, hoe and wait until their bounty is ready to be shared with their neighbors in need. Their work will soon begin again as another growing season approaches.

The garden also attracts wildlife visitors that nibble on the goodies grown here.

“The ability to protect our investment, which includes personal money and time in our crops, with a fence that stills the flow of uninvited browsers, would be a God send,” said Marv Walter, president of the God’s Garden group.

A \$1,697 People Fund grant was recently awarded to the organization to help cover the cost for fencing. Grant funds



Volunteer gardener Bonnie Bruman admires the sunflowers in God’s Garden. Photo – Marionette Kubicz/Digital First Media

come from participating Great Lakes Energy members who allow their bills to be rounded up to the next dollar.

God’s Gardeners also make donations to another nonprofit group that works to bring gardens to poor countries such as Guatemala and urban gardens to vacant lots in Flint and Detroit.

For more information on the God’s Garden project, contact the church office at 231-258-5021. ■

YOUR SMALL CHANGE MAKES A **BIG** DIFFERENCE



Can you give a few cents a month to help your community? The People Fund program works because there is power in numbers. A contribution of less than \$1 each month adds up fast when thousands of Great Lakes Energy members get involved.

The needs of our local communities continue to grow, and you have the power to give the People Fund a bigger role in meeting those needs. We round up your electric bill to the next dollar and the amount, which averaged just 49 cents a month in 2014, goes into the People Fund. There are no administrative costs. All donations are returned to our local communities.

We Need Your Help!

Enroll in the People Fund today.

1-888-485-2537 • gtlakes.com



How My GLE Dollars Are Spent

Each year money is budgeted for new power lines and new vehicles and equipment to continue providing reliable electric service. Here's a look at the cost components you pay for.



Substation

\$50,000 in equipment installed in each sub for our automated meter reading system.

Providing reliable electricity to Great Lakes Energy members: *priceless*



GO-OP

Total Employee Wages per Member

GLE: \$145
Electric Co-ops
Nationally: \$237
(median)

What your bill pays for

Great Lakes Energy is a cooperative. That means your electric rates are based on the cooperative's actual costs to serve you. What are those costs? The simplest way to explain what you pay for is to split your bill into two parts—**fixed costs and variable costs.**

The electricity you use is a variable cost. You pay for electricity use through the energy and PSCR charges on your bill. For the average year-round member, these purchased power costs account for well over half of their bill.

The power line system, labor, equipment, vehicles and offices are among the fixed costs paid for through the monthly charge. They are the daily expenses of doing business such as maintaining and improving our power line distribution system for reliable service, handling bill payments, and having staff available 24-7 to get your power back on in case of an outage.

The fixed costs are not related to the amount of energy you use. They exist whether you use a great deal or little, if any, electricity.

Here is a percentage breakdown of what makes up the fixed costs in the monthly charge:

Operation and Maintenance (32.8%). This covers daily work to ensure our power line system is properly distributing electricity to members.

Typical operating expenses include inspecting and monitoring lines, poles, meters and other distribution equipment; dispatching and engineering services, radio communications, and property taxes on lines and equipment.

Maintenance refers to upkeep of our power line distribution system, and repairs due to storms and other sources of damage.

In addition, trees and brush, the main cause of power outages, are cleared away from power lines. It takes six to seven years to clear the entire service area. The current cost averages \$2,747 per mile.

Overhead and Underground Distribution Lines

\$55,400 – \$229,600 per mile

Pole
\$80 – \$370

Transformer
\$750 – \$1,500

Lineworker Gear
\$3,500

Tree Trimming
\$2,747 per mile

Bucket Truck and Attachments
\$250,000

Residential Meter
\$165

Michigan Country Lines
49 cents/issue

Support Services (25%). This pays for support services necessary to operate an electric co-op, such as eight offices that take member service and billing inquiries and payments. Costs for administrative, accounting, communications/marketing and other departments are included too.

Capital Costs (34%). We have annual expenses on capital equipment we purchase. Costs for new poles, wires, transformers, computers and office equipment are spread over their useful life.

Also included is interest owed on long-term debt. Our large capital expenditures, such as new power lines, are partially funded with loans from the federal Rural Utilities Service and other lenders. By taking advantage of low-interest financing, we help keep your costs down.

Margins (8.2%). When financial conditions allow, any profits earned by your cooperative are shared with members as capital credit refunds. Since 2003, Great Lakes Energy has issued nearly \$41.5 million in capital credit refunds to members.

Learn more! Watch a short video on the monthly charge. Visit gtlakes.com/monthlycharge

Talented Members Share “Winter Fun” Photos



Here are some creative photos from our members

1. Up North Funny - Lauralyn McIntosh stands on the Lake Huron shoreline at Harrisville State Park. Photo by: David Klingenberg, Alanson.
2. Enjoying the playground at Lake Michigan in winter. Photo by: Candice Wiers, Charlevoix.
3. My three-year-old enjoying the snow. Photo by: Tonya Nash, Fountain.
4. Roger Jarema with his 1963 Arctic Cat Model 250 snowmobile. He enjoys riding it around and participates in snowmobile displays. Photo by: Karen Jarema, Boyne Falls.
5. Our son loves plowing! Photo by: Channele Bouwmeester, Central Lake.

See more amazing photos at facebook.com/greatlakesenergy

Take Your Best Shot for the ‘Pay My Bill’ Photo Contest!

Great Lakes Energy members whose photos we print in *Country Lines* will be entered in a drawing and one lucky member will win a credit (up to \$200) on their December 2015 energy bill. Submit photos now through Sept. 21.

Visit gtlakes.com/photocontest to submit your high resolution digital photo, read contest rules and see upcoming themes. It's fast and easy. To send by mail: Include your name, address, phone number, photographer's name, and details about your photo to: Country Lines Best Shots, P.O. Box 70, Boyne City, MI 49712. Photos will not be returned. Do not send color laser prints or professional studio photos. We look forward to seeing your best shot!

Getting the lights back on quickly is another way Great Lakes Energy looks out for you.

Your High Performance Co-op

GLE again exceeds state performance standards.

Great Lakes Energy met all 10 state-mandated standards for electric service and reliability in 2014, which it has accomplished in seven of the last eight years.

A continued emphasis on reliability and service each year has benefitted thousands of Great Lakes Energy members and led to our success in repeatedly meeting state performance standards. The addition of more line protection devices, use of new technologies, improvements to major power line circuits, and ongoing

vegetation management to limit tree damage to power lines are all helping to get the lights back on safely and more quickly for members during storms.

The Michigan Public Service Commission (MPSC) requires state-regulated electric utilities to annually report how well they were able to meet standards established to protect consumers from unacceptable levels of electric service and reliability. Standards to help measure utility performance in emergency outage situations are included. ■

2014 ANNUAL STANDARDS AND RESULTS

Complaint Response. Utility must respond in three business days or less to at least 90 percent of any formal complaints filed against it with the MPSC.

GLE score: 100 percent.

Call Blockage. No more than 5 percent of incoming calls should receive a busy signal.

GLE score: 3.33 percent.

Meter Reading. At least 85 percent of the meters must be read within the approved time period.

GLE score: 99.11 percent.

Wire Down Relief Factor. At least 90 percent of the time, a utility must respond within four hours to non-utility employees, such as firefighters, who request relief from guarding a downed power line.

GLE score: 100 percent.

New Service Installation. At least 90 percent of new services must be installed in 15 business days or less. Great Lakes Energy handled 595 new service installations last year, excluding those installed in combination with primary lines.

GLE score: 96.8 percent.

Average Call Answer Time. Calls must be answered on average in less than 90 seconds. In 2014, the cooperative handled over 400,000 calls through its Call Center, outage and operator queues.

GLE score: 33 seconds.

Outage Restoration (Normal Conditions). At least 90 percent of the customers should have their power restored in eight hours or less.

GLE score: 98.8 percent.

Outage Restoration (Catastrophic Conditions). At least 90 percent of the customers should have their power restored in 60 hours or less.

GLE score: 100 percent.

State rules define catastrophic conditions as either severe weather conditions that result in service interruptions to at least 10 percent of a utility's customers or events of sufficient magnitude that result in a government issued state of emergency declaration.

Outage Restoration (All Conditions). Power should be restored to at least 90 percent of the customers in 36 hours or less under normal and catastrophic conditions.

GLE score: 99.6 percent.

Same Circuit Repetitive Interruption. No more than 5 percent of the utility's electric circuits should experience five or more outages in a 12 month period.

GLE score: 0.00 percent.

DOAK'S NEW COURSE: DOUBLE THE FUN

A golfer's bucket list of courses likely includes "Top 100" links by golf course architect Tom Doak, such as Pacific Dunes in Oregon and Tasmania's Barnbougle Dunes.

With his new project at Forest Dunes Golf Club in Roscommon, MI, Doak's own bucket list—of golf courses he'd like to design—is shorter by one.

Doak, whose Renaissance Golf Design is based in Traverse City, has conceived a reversible 18-hole golf course, playable from two directions with the greens yielding different layouts. "I'd been thinking about it for a long time," he says. "I saw something in an old architecture book and I had it in the back of my mind: 'Okay, I'd like to try that sometime.'"

Enter Forest Dunes owner Lew Thompson's quest for a companion to his highly-acclaimed Tom Weiskopf course. "When I first met Lew and went to look at the property and saw it was fairly open, fairly flat, I thought it would work for this idea." Importantly, Doak adds, "Thompson didn't say anything about it being ranked in the Top 100 courses—he already has one of those. He wanted something that would make people say 'Wow.'" And, Thompson admits, he wanted something to keep golfers for another day of play-and-stay at his Adirondack-style lodge.

The location is a bonus for Doak, who has called northern Michigan home since 1989 when he completed his first solo project, High Pointe Golf Club, near Traverse City. The Cornell University graduate was just 26 when Fred Muller, the golf pro at



To keep up to date on the new course, please visit

RENAISSANCE GOLF DESIGN

www.renaissancegolf.com

FOREST DUNES


www.forestdunesgolf.com

Photo — L.C. Lambrecht Photography
Rock Creek Cattle Golf Course, Deer Lodge, MT

Crystal Downs Country Club in Frankfort, recommended him for that job. Muller met Doak when the college student came to play Crystal Downs because its designer, Alister MacKenzie, was his hero. After graduation Doak spent nearly a year playing the great courses around the world and caddying at St. Andrews in Scotland, and three years working for another hero, Pete Dye. “I’m still sort of amazed that the owner of High Pointe hired me at that age. I think the key was that I was going to build the golf course—not just design it. I was pretty ridiculously confident.”

Doak’s second Michigan course was Black Forest, at Wilderness Valley in Gaylord (“one of the hardest courses I’ve ever built”); since then, he and his team have handled new courses and renovations across the U.S. and around the globe, from Mexico to Scotland and China. Doak is looking forward to more time with his family as he and associate Brian Slawnik develop the Roscommon project, due to open in 2016.

Michigan’s four seasons remind Doak of growing up in Connecticut, but he’s not a fan of winter. He laughs, “It’s really easy to be here all summer,” when he finds time for golf. Unlike designers who are good golfers, Doak claims, “I’m challenged by any golf course. I don’t play to shoot the lowest scores. I love the outdoors and love to have fun, and that makes me a lot more like the average golfer because it’s challenging, fun, interesting and beautiful to be out there.” ■



Save Smart With a Free Home Energy Audit

You know your home best.

Many common problems, such as mold, mildew and ice dams can be directly attributed to inefficiencies in your home. Other issues, such as room temperature inconsistencies, drafts and even noise are felt, not seen.

Use Great Lakes Energy Cooperative's Home Energy Optimizer, a free online home energy assessment tool, to learn about your energy use and how to save more energy and money. You'll be asked important questions about your home—everything from square footage to typical thermostat settings. The more detail you provide, the more customized your results will be.

Completing the online interactive survey takes a quick 15-30 minutes. After completion, you'll receive a free energy-saving kit that contains 5

CFLs, one energy-efficient bath aerator, one energy-efficient kitchen aerator, and one energy-efficient shower head.

The Home Energy Optimizer automatically estimates your energy use and projected heating, cooling, hot water, appliance and lighting costs. It's

customized for your region's climate and calculates your energy savings cost potential in each category to help you see where to get the highest payback for efficiency improvements. You can even review a list of recommended upgrades with simple ways to lower your energy use. ■

Here's how to get started today:

- Go to michigan-energy.org/GreatLakes and click on "Online Home Audit."
- Write down your session number.
- Answer questions as best you can. (It's okay to skip questions if you have to.)
- Finish the audit and receive your free energy-saving kit.
- Install all kit items. Use other EO programs and rebates for future purchases.



SMART SAVING

FREE ONLINE HOME AUDIT.

Did you know that some problems with your home can be signs of major energy waste—while costing you money? Problems such as mildew, ice dams, and overall discomfort can be attributed to inefficiencies in your home. Help improve your home by assessing its energy performance using the Home Energy Optimizer.

BENEFITS

- Convenient—ability to save and edit responses or finish later
- Do-it-yourself, affordable, energy-saving actions
- Completion entitles you to a **FREE** energy-saving kit

Get started today at michigan-energy.org/Stephenson and click on "Online Home Audit."



ONLINE: michigan-energy.org
PHONE: 877.296.4319

Energy Optimization programs and incentives are applicable to Michigan service locations only. Other restrictions may apply. For a complete list of participating utilities, visit michigan-energy.org.

What's The Best Way To Protect Electronics From Power Surges?

Power surges can cause major damage to electrical items in your home. Did you know there are ways to protect your products from electrical surges?

A surge is an unexpected increase in voltage in an electrical current that causes damage to electrical equipment. A surge will enter a home through any number of avenues. The most obvious is through the power lines. Less obvious is through the telephone lines, cable/satellite connections, water lines and any other metallic system that connects to your home. So, to protect against surges, you need to take a three-pronged approach.

1. Get an electrician to survey and test your home's grounding system.

2. Protect your electrical service entrance with a surge device. It can be installed behind the meter or at the main electric panel. The device will "clamp" the surge and reduce its power. These devices destroy themselves rather than allowing the surge to pass through.

3. Protect expensive electronics at their point of use. Computers and entertainment equipment are prime examples. Use a quality power strip or wall device product with the power surge feature from a manufacturer such as Monster, Belkin, Tripp Lite, or APC, to name a few. Look for one with a joule rating of at least 1,000, a connected equipment warranty and compatibility with digital signals from cable and satellite. Some have a "smart" strip that turns off all but one connected device when not in use. ■

Help Us Celebrate National Lineman Day

As the "first responders" of the electric co-op family, lineworkers perform around-the-clock in dangerous conditions and challenging situations to keep power flowing and protect the public's safety. That's why electric co-ops have designated a National Lineman Appreciation Day. This year, April 13 is the day we honor the hard-working men and women who keep the lights on.

Resolutions adopted by the National Rural Electric Cooperative Association (NRECA) explain it best:

"Whereas linemen leave their families and put their lives on the line every day to keep the power on;

Whereas linemen work 365 days a year under dangerous conditions to build, maintain and repair the electric infrastructure;

Whereas there would be no electric co-ops without the brave men and women who comprise our corps of lineworkers."

"Electric lineworkers do not often receive the recognition they deserve," said Great Lakes Energy president/CEO, Steve Boeckman "They work all hours of the day, often in hazardous conditions far from their families, going above and beyond to restore power to their communities. Our lineworkers, and those across the nation, truly deserve this special day of recognition."

Great Lakes Energy invites you, as a co-op member, to take a moment to "thank a lineworker" for the job they do and show support for those who help light our lives. ■



Honoring Veterans One Cane At A Time

The idea came about in 2004 when Jack Nitz of Tulsa, OK, watched a news segment about wounded post-9/11 veterans.

The visions of vets with leg wounds and amputations weighed on his mind. Nitz knew that as a woodcarver and cane maker, he could make a difference in the lives of these heroic veterans.

Nitz proposed the idea of making unique canes that veterans could proudly use to the Eastern Oklahoma Woodcarvers Association. His eagle-head cane has since spawned a program that enlists thousands of woodcarvers across the nation to support and honor U.S. veterans.

In 2007, Jim Wilsford from Tennessee came to Michigan to teach a class about making these eagle-head canes for veterans. Members of the Michigan Wood Carvers Association (MWCA) were so impressed they also decided to sponsor the project. To date, over 2,500 canes have been presented by MWCA.

During a visit with my friend and carving mentor, master carver Dick Lamphier of Elk Rapids, MI, he showed me an eagle-head cane that he was working on, and explained who the canes were being made for. I was very impressed by the whole project.

Initially, Lamphier had no interest in carving eagle heads. While at a seminar in Midland, Lamphier had the opportunity to witness the presentation of one of these canes to a veteran of the Vietnam War. There were about 250 people in attendance, and hardly a dry eye in the place. Witnessing the feelings and emotions that were on the faces of so many, Lamphier became determined to do what he could to assist with this healing program. Since that day, on two separate occasions, he has witnessed veterans from Afghanistan walking with these personalized canes.



Jim Carpenter works on the details of his carving.

In each instance, he complimented the veteran on the beauty of his cane. Each raised his cane with a BIG SMILE to acknowledge the compliment. Clearly, they held them up with great pride! Currently, 12 local carvers are working with Lamphier to create these tokens of thanks to our veterans.

Recently, while inspecting an overhead electrical line in the Suttons Bay area, I found a large basswood near a line that had found favor with woodpeckers. The tree was a potential power outage and needed to come down. The property owner agreed to donate the wood and another Cherryland employee, Dave Bott, volunteered his sawmill to cut the logs into usable material. This wood has been donated to the Michigan Wood Carvers Association and after it has cured, will be used to create more canes.

Visit miwoodcarvers.com to learn more about the Patriot Cane/Memorial Project. ■

Jim Carpenter is the line superintendent for Cherryland Electric Cooperative.



We Need Your House!

For Our 2015 Pilot Home Discount Program



How It Works:

American Metal Roofs is actively looking for homes we can use in our 2015 Pilot Home Program. Qualified homes will be featured in our advertising to promote American Metal Roof products. The money we save on advertising is passed along to you as a discount. That means if your home qualifies, you will receive a deeply discounted price on your new American Metal Roof.

Call now to see if your home qualifies!

PHONE: 844.638.2576
844.METAL.ROOFS

Financing Available
Do-It-Yourself and Save 50%
Details Online

VISIT OUR SHOWROOMS:

FLINT - 6140 Taylor Drive


CHARLOTTE - 1875 Lansing Road




AmericanMetalRoofs.com

See dozens of pictures • Enter to win a Metal Roof • Request a Quote



Your Touchstone Energy® Cooperative 

gtlakes.com

 facebook.com/greatlakesenergy



WE'RE HERE FOR YOU.

365 days a year.

National Lineman Appreciation Day

April 13, 2015

Let's honor the heroes that keep the lights on.

