

A Service of **Ontonagon County Rural Electrification Association**

July/August 2013

# Michigan

## COUNTRY LINES

A full-page underwater photograph serves as the background for the lower half of the cover. It depicts a diver in a blue wetsuit and mask, holding a camera, swimming towards a large, rusted metal structure of a shipwreck. The structure is heavily encrusted with brown seaweed. The water is a clear, deep blue.

### ***Visit Michigan's Underwater Shipwrecks***

***(For divers & landlubbers, too!)***

**2** Co-op Election Results & Celebrating Independence   **3** Energy Program Is A Winner With Businesses   **7** Summer Stock Theatres



# THERE'S A TREASURE IN YOUR BACKYARD

*and it isn't just corn.*

You may not realize it, but your home is sitting on a **free and renewable** supply of energy. A WaterFurnace geothermal comfort system taps into the stored solar energy in your own backyard to provide **savings of up to 70% on heating, cooling and hot water**. That's money in the bank and a smart investment in your family's comfort. Contact your local WaterFurnace dealer today to learn how to **tap into your buried treasure**.

## YOUR LOCAL WATERFURNACE DEALERS:

**Bad Axe**  
B & D Htg  
(989) 269-5280

**Berrien Springs**  
WaterFurnace Michiana  
(269) 473-5667

**Big Rapids**  
Stratz Htg & Clg  
(231) 796-3717

**Caro**  
AllTemp Comfort, Inc.  
(866) 844-HEAT (4328)

**Carsonville**  
Certified Temperature  
Innovations  
(810) 300-7748

**Charlotte**  
Applegate Home  
Comfort  
(517) 541-8013

**Clifford**  
Orton Refrig & Htg  
(989) 761-7691

**DeWitt**  
S & J Htg & Clg  
(517) 669-3705

**Elk Rapids**  
K & K Htg & Clg  
(231) 264-8323

**Gaylord**  
Family Htg & Clg  
(989) 732-8099

**Grand Rapids**  
Montgomery Htg & Clg  
(616) 459-0261

**Grand Rapids**  
Total Comfort  
Resource, LLC  
(616) 406-3182

**Hart/Ludington**  
Adams Htg & Clg  
(231) 873-2665

**Ionia**  
Home Experts  
(800) 457-4554

**Jackson**  
Comfort 1 Htg/  
Lenawee Htg  
(517) 764-1500

**Kalkaska**  
Kalkaska Plmb & Htg  
(231) 258-3588

**Lapeer**  
Porter & Heckman  
(800) 445-4328

**Manistigue**  
Hoholik Enterprises  
(906) 341-5065

**Marquette**  
Swick Plmb & Htg  
(906) 228-3400

**Mount Pleasant**  
Walton's Htg & Clg  
(989) 772-4822

**Muskegon**  
Adams Htg & Clg  
(231) 873-2665

**Onaway**  
Standard Htg  
(989) 733-8309

**Palms**  
Lakeshore  
Improvements  
(989) 864-3833

**Sault Ste Marie/  
Kinross**  
Great Lakes Services Inc.  
(906) 632-5543

**Traverse City**  
Geofurnace Htg & Clg  
(231) 943-1000

**Traverse City**  
D&W Mechanical  
(231) 941-1215

**Webberville**  
Applegate Home  
Comfort  
(800) 377-2272



visit us at [waterfurnace.com](http://waterfurnace.com)



Editor  
Gail Knudtson

Associate Editor  
Doug Snitgen

Design Editor  
Cindy Zuker

Publisher  
Michigan Electric  
Cooperative  
Association

Michigan Country Lines, USPS-591-710, is published monthly, except August and December, with periodicals postage paid at Okemos, MI, and additional offices. It is the official publication of the Michigan Electric Cooperative Association, 2859 W. Jolly Rd., Okemos, MI 48864.

**Subscriptions** are authorized for members of Alger Delta, Cherryland, Cloverland, Great Lakes, HomeWorks Tri-County, Midwest Energy, Ontonagon, Presque Isle, and Thumb electric cooperatives by their boards of directors. Subscriptions for nonmembers are \$6 per year.

**POSTMASTER:** SEND ALL UAA TO CFS.

**Letters to the editor** should be sent to Country Lines, 2859 W. Jolly Rd., Okemos, MI 48864. Phone 517-913-3531. Email: [gknudtson@meca.coop](mailto:gknudtson@meca.coop).

Association officers are **Ken Swope**, Midwest Energy, chairman; **Robert Schallip**, Cloverland, 1st vice chairman; **Jon Zickert**, Cherryland, 2nd vice chairman; **Eric Baker**, Wolverine Power, secretary-treasurer; and **Tony Anderson**, Cherryland, past chairman. **Craig Borr** is president and CEO.

Unsolicited letters, photos and manuscripts are welcome. *Country Lines*, however, will not be responsible for their safe keeping or return.

**The appearance of advertising does not constitute an endorsement of the products or services advertised.**

**Change of Address:** Please notify your electric cooperative. See page 2 for contact information.




# Michigan COUNTRY LINES



10



13



20

## DEPARTMENTS

**4 Readers' Pages**  
Letters, mystery photo, free app, teen trips, and more!

**16 Home Cooking**  
Under the sea  
*Christin McKamey & Our readers*

**20 Wolverine Power**  
Presque Isle Power Plant partnership  
*Nancy Tanner*

**22 Safety\***  
Prevent deadly shocks—check your boats & docks

## YOUR CO-OP

Pages specific to your electric cooperative:  
Cover, 2-3, 6-7, 18-19, 22-23, back  
\*Not in all editions

## On the Cover

The West Michigan Underwater Preserve is our state's newest shipwreck preserve, and one of 14 on lakes Michigan, Huron and Superior. These underwater museums offer opportunities for both divers and nondivers to view them, and they can be part of a fun family vacation destination to local communities.

Photo – Paul Chase

## COLUMNS

**10 Our Energy**  
Generation Series: Pros and cons of wind power  
*Magen Howard*

**11 Geothermal:** From the ground up  
*Magen Howard*

**12 To buy geothermal, or not?**  
*Larry Kaufman*

**14 Family**  
Park, picnic & play  
*Lisa Marie Metzler*

**15 Gardening**  
Create tasty centerpieces  
*Rita Henehan*

**21 House & Home**  
Need extra A/C? Supplemental options  
*James Dulley*

**24 Ramblings**  
Independence  
*Mike Buda*

## FEATURES

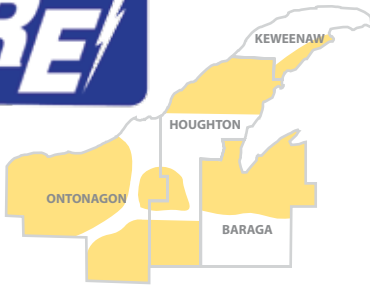
**8 Cover Story**  
Michigan's new underwater shipwreck museum  
*Howard Meyerson*

**13 Michigan-Made**  
Mitten Bar in Ludington; July is craft beer month  
*Kath Usitalo*



Michigan's Electric  
Cooperatives  
[countrylines.com](http://countrylines.com)





**500 J.K. Paul Street**  
**Ontonagon, MI 49953**  
**Phone: 906-884-4151**  
**Toll-free: 800-562-7128**  
**After hours: 866-639-6098**

### OFFICERS & DIRECTORS

**Frances Wiideman**, President  
 Lake Mine/Toivola District

**Calvin Koski**, Vice-President  
 Aura/Skanee District

**Randy Myhren**, Secretary/Treasurer  
 Green/Firesteel District

**Wayne Heikkinen**, Director  
 Pelkie/Keweenaw Bay/Herman District

**Paul Koski**, Director  
 Ewen/Trout Creek District

**George Rajala**, Director  
 Chassell District

**David Anderson**, Director  
 Boston/Lake Linden District

### PERSONNEL

**Debbie Miles**, General Manager

**Donna Siren**, Billing Clerk

### OTHER INFORMATION

**Date of Incorporation:** Sept. 30, 1937

**Fiscal year-end:** Dec. 31

[countrylines.com/coops/ontonagon](http://countrylines.com/coops/ontonagon)

## MANAGER'S MESSAGE

# Celebrating Co-op Independence

July is the time we celebrate our nation's independence. In the midst of apple pies and hot dogs, fireworks shows and parades, I can't help but think about the independent streak that inspired farmers from all across America to band together and improve their quality of life. They did so by forming electric co-ops to bring electricity to the rural countryside.

Aside from President Franklin Roosevelt's promise of federal aid in the form of low-interest loans and engineering expertise, these rural Americans didn't have much help in bringing electricity to their homes. They pulled themselves up by their proverbial bootstraps and did it themselves.

This independence still tends to inspire electric cooperatives, and it is, in fact, one of their seven "guiding principles." It's the Fourth Cooperative Principle, "Autonomy and Independence," and it means that no matter what contracts Ontonagon County REA might enter into, it will always remain an independent entity. And, it's customers are also its members and owners.

Each year, your co-op's annual meeting becomes an independence celebration, too. You vote for candidates on the board of directors, and we discuss co-op business. We share a meal and have some fun visiting with neighbors and friends. On June 15 of this year, we did just that when about 40 Ontonagon County REA member-owners attended our annual meeting in Chassell, where the following board members were re-elected (automatic this year, as all ran unopposed) for another three years of service: Frances Wiideman,

representing District 2 – Lake Mine/Toivola; Wayne Heikkinen, representing District 5 – Pelkie/Keweenaw Bay/Herman; and George Rajala, representing District 6 – Chassell.

Any Ontonagon member-owner may run for the board in the district in which they reside, which assures local control. As part of this, Ontonagon's annual meeting is also a chance to discuss your concerns with your co-op's leaders.

One of the highlights about your co-op's operations that I reported on at the meeting

was the fact that 2012 saw a significant increase in margins resulting in a net Times Interest Earned Ratio (TIER) of 1.25, compared to .60 in 2011. The TIER is used by our lenders to measure the financial health of the co-op. The weather was a major factor (overtime was reduced by about 1,000 hours due to less severe weather), along with federal income tax refunds in the amount of \$40,000, plus a change in our seasonal billing and the rate increase that became effective in mid-December of 2011.

Electric co-ops form a vast network across the country, from coast to coast. Co-op lines are strung in 47 states, serving 42 million people—a different world from 1935, when much of America remained dark. This Fourth of July, as we recognize the hard-fought war that created the United States, let's also tip our hats to the founders of Ontonagon County REA, who beat incredible odds to make life better for themselves, and still for you today, as a member and owner of this electric co-op.



**Debbie Miles**  
 General Manager

The Co-op office will be closed for the **LABOR DAY** holiday,  
 Monday, Sept. 2, 2013.  
 Please call 1-800-562-7128  
 to report an outage.



*May you have a fun and safe summer,  
 and get full enjoyment from this  
 great season!*

# Energy Optimization Program Is Proven Winner With Businesses

Banks Hardwoods, the latest to take advantage, plans future energy-saving projects.

**B**anks Hardwoods Inc., headquartered in White Pigeon, MI, with additional facilities in Newberry, and Menomonie, WI, is a supplier of sustainable, quality hardwood lumber. The company ships about 65 million board feet annually from its 28 drying kilns to customers making a variety of products, including moulding and furniture, throughout the Midwest. And, like most small to medium-size businesses, they are always on the hunt for energy efficiency and cost-effectiveness. Addressing energy waste has proved to be a viable way for them to cut costs without cutting jobs.

“Energy use is our largest variable expense after employee wages. We needed to be more efficient with our variable costs so we wouldn’t be negatively affected during the down economy,” explains Jim Clarke, the company’s chief financial officer. “Becoming more energy efficient also better aligns with our other sustainable business practices, like utilizing wind energy credits and selecting sustainable timber for our product lines.”

Since 2010, Banks Hardwoods has implemented three major energy efficiency projects through the Energy Optimization Commercial and Industrial program offered by Midwest Energy Cooperative. Twelve electricity providers throughout Michigan offer Energy Optimization (EO) rebate programs for residents, businesses and farms (visit [michigan-energy.org](http://michigan-energy.org) to see all participating utilities – includes Ontonagon County REA).

Thanks to the Energy Optimization program, Banks Hardwoods now saves 256,000 kilowatt hours (kWh) or \$24,000 in energy costs every year!

## Project Details

Banks Hardwoods chose projects that would have the biggest impact on their expenses. First, they replaced 18 high-bay HID (high intensity discharge) light fixtures with 6-lamp T8 fluorescent fixtures. Next, their kiln fan controls were upgraded with variable speed drives. This simple step not only proved to be more energy efficient, but provided a higher quality wood-drying process. They also outfitted the combustion draft fans on one of their wood-fired boilers with variable speed drives to allow the fans to run at a rate consistent with demand. In other words, fans no longer run full-speed all of the time.

“The energy savings from these projects have substantially exceeded our expectations,” notes Clarke. “We are saving 25 to 30 percent on energy costs associated with the project work areas, so we are very pleased.”

## Looking Ahead

Now that Banks Hardwoods has seen a significant return on investment from its energy-saving efforts, they plan to keep going, and three more projects are underway. They will add variable speed drives to seven more wood-drying kilns and another boiler, and are experimenting with replacing outdoor HID lights with light emitting diode (LED) fixtures. Occupancy sensors installed throughout the plant will automatically shut off lights if no one is in a particular area.

The company also intends to improve the energy efficiency of their two satellite facilities, most likely starting with lighting retrofits at the Newberry



## Co-op Member Spotlight

**Company:** Banks Hardwoods Inc.

### Energy-Saving Actions:

- ▲ Replaced high-bay high intensity discharge (HID) light fixtures with T8 fluorescents
- ▲ Installed variable frequency drives (VFDs) on four boiler fan motors
- ▲ Added VFDs on circulation fan motors for six kilns

**Rebate Amount:** ▲ \$17,160

### Results:

- ▲ Stopped wasting 256,000 kWh of electricity per year
- ▲ Saving \$24,000 in energy costs per year



Jim Clarke, CFO

plant, which is served by Cloverland Electric Cooperative, in the Eastern U.P. Another project they are considering is adding variable controls to their dust collection system in the mill room, which would allow the system to slow down based on the equipment that is operating at any given time.

## Claim Your Reward

Find out how saving energy can benefit your business. There are programs and rebates with your name on them. Call 877-296-4319 or visit [michigan-energy.org](http://michigan-energy.org) to discover energy-saving options that are ideal for your business, farm or home.

## Letters & More

Reader letters, Mystery Photo, free app, youth programs and more. It's all here on your Readers' Pages.



### Dessert & Raw Eggs

I felt I should write and tell you that we are told not to eat uncooked eggs anymore... the recipe "Raspberry Graham Dessert" (June) sounds great, but the eggs in it are not cooked...a "no-no" in this day, I believe.

Thanks for your attention. If I am wrong please let me know, as the recipe looks great.

— Majeane Sparks,  
Cherryland Electric Co-op

**Recipe Editor's Note:** Thank-you for writing. The recipe is indeed correct as written, using raw eggs. After some research, I found there is risk of salmonella from eating raw or undercooked eggs, but it is much lower than once thought. A 2002 study by the U.S. Department of Agriculture found that the risk of egg-borne salmonella was 1 in

30,000 eggs. Still, if you don't feel comfortable eating raw eggs, I wouldn't recommend it.

— Christin McKamey

### Energy Story Idea

Why don't you write about a family that uses lots of electricity that is not a typical family? Examples: I grew up on a dairy farm and our bill was very high due to milking cows. You could write about a small farmer. Or, right now, my family has lots of medical equipment so we use lots of electricity and have high bills due to using BiPaps, pulseoxes, electric beds, monitors, nebulizers, chest vests, air conditioning, lifts, suction equipment, etc.

— Donna Miller,  
Cherryland Electric Co-op

**Editor's Note:** Thanks for the idea. Our editorial calendar is planned one year ahead, so we'll consider it for 2014.

### Sharing 'Memories' & Rescuing Animals

I really enjoyed the "Ramblings" piece in *Country Lines* (June), entitled 'Memories.' Thanks for bringing the Arts alive for one and all. I also enjoyed the cover feature on "Black Sheep Family" animal sanctuary—I find it inspiring.

I'm also wondering if your magazine prints local artists' and poets' works, and short stories/cartoons? I am a previously published poet/writer and would love to link up with other writers, poets and artists in West Central Michigan.

Also, I am living on Justice

## Free Nature Preserve App

Since the Little Traverse Conservancy, a nonprofit land trust in Harbor Springs, covers five counties served by Michigan electric cooperatives, the group wanted to share the following with *Country Lines* readers:

"Last winter, one of our staff developed a nature preserve app that gives smart phone users easy access to a host of information about nature preserves located throughout the service area. For example, from where they are standing, they can see what preserves are close by, exactly how to get there, what activities are recommended at each preserve, how long the trail is, etc.

We are trying to get the word out about this free app simply as an educational, informational tool that encourages people to get outside and appreciate northern Michigan land.

For information and links to the free downloads, visit [landtrust.org](http://landtrust.org) (or call 231-347-0991). Thank you.

— Anne Fleming, Communications Coordinator  
Little Traverse Conservancy, 3264 Powell Road  
Harbor Springs, MI 49740

Rescue Ranch, owned by Jamie Piotrowski-Avilla of Morley, MI. The farm rescues horses, dogs and other wayward creatures, and could really use a hand by putting us in the public eye. We would love to be in your magazine. Also, any links/contacts that you feel may be valuable (readers—any ideas to share?). We are in the heart of Amish-

land, and I believe tourists will love to visit us here.

Thank-you in advance for any help in this endeavor... reporters and photographers welcome! Please visit us!

— Julian St. John  
[DekalbPoet@yahoo.com](mailto:DekalbPoet@yahoo.com)

**Editor's Note:** Story ideas (700 words or less) may be submitted to the address below.

**HOW TO SEND A LETTER** Readers are encouraged to submit thoughtful, courteously-worded letters, and we print as many as possible in the space and time allowed.

*Country Lines* reserves the right to print letters at the publisher's discretion, based on length, space and content, and to edit slightly for space and facts. Please limit comments to 240 words or less. Submit by posting online at [countrylines.com](http://countrylines.com), email [gknudtson@meca.coop](mailto:gknudtson@meca.coop), or mail to: Editor, *Country Lines*, 2859 W. Jolly Rd., Okemos, MI 48864.

### HOW TO CHANGE YOUR MAILING ADDRESS

Please call or mail information to your electric co-op, as they maintain the mailing list. See page 2 for your co-op's contact information.



### ◀ DO YOU KNOW WHERE THIS IS?

Every co-op member who identifies the correct location of the photo at left by **Aug. 10** will be entered in a drawing for a \$50 credit for electricity from their electric cooperative.

**We do not accept Mystery Photo guesses by phone!** Email [mysteryphoto@countrylines.com](mailto:mysteryphoto@countrylines.com); enter your guess at [countrylines.com](http://countrylines.com); or send by mail to *Country Lines Mystery Photo*, 2859 W. Jolly Rd., Okemos, 48864. Include your name, address, phone number and name of your co-op. Only those sending complete information will be entered in the drawing. The winner will be announced in the September 2013 issue.

The May contest winner is Melisa Porterfield of Lansing, who correctly identified the photo from Impression 5 Museum, Lansing.



May photo



# Experience of a Lifetime

## Michigan co-op students tour D.C.

**T**wenty-two high school students representing six Michigan electric co-ops recently joined more than 1,600 other youth from across the country at the National Rural Electric Youth Tour to Washington, D.C.

The experience is an extension of the Michigan Youth Leadership Summit held in April, and is designed to give students a behind-the-scenes leadership experience.

The Michigan students visited memorials, museums and monuments, including guided tours through Arlington National Cemetery and the U.S. Capitol, stops at the WWII, Vietnam and Korean War Veterans' memorials, several Smithsonian museums, a performance at the Kennedy Center, and a riverboat cruise on the Potomac.

The group observed members of Congress debate and vote on important bills from the House of Representatives gallery inside the U.S. Capitol, then had personal visits with Sen. Debbie Stabenow and U.S. Reps. Justin Amash, Bill Huizenga and Dan Benishek.

Brianna Fitzpatrick, a junior



**PARTICIPANTS – Cherryland Electric:** Austin Bluemel, Kris Konstanzer. **Cloverland Electric:** Jameson Pigeau. **Great Lakes Energy:** Callie Berish, Danielle Johnne, Rachael Miller, Caleb Miller, Ryan O'Neill-Haugh, Sabrina Timmer. **HomeWorks Tri-County:** Jill McVeigh, Alora Rayburn, Ethan Simmer. **Midwest Energy:** Abbi Guyott, Lukas Hoffman, Mackenzie Ruff, Halie Stewart. **PIE&G:** Brianna Fitzpatrick, Ashley Ostman, Tony Rasmussen. **Wolverine Power Cooperative:** Hunter Christensen, Erin Millen, Shanna Strowenjans.

from Onaway, earned the support of her peers to serve on the National Rural Electric Cooperative Association's Youth Leadership Council. She will return to D.C. in July to attend a youth conference that strengthens leadership and public speaking skills.

Youth Tour participants are chosen by their co-op, who sponsors them on the trip. Learn more about co-op-sponsored youth programs at [miYLS.com](http://miYLS.com), and find more Youth Tour photos on [facebook.com/youthleadershipsummit](https://facebook.com/youthleadershipsummit).

## Quilt Needs a Permanent Home

Remember the Michigan Heritage Quilt? It was created from 36 winning squares in a *Country Lines* contest held in 2002. For several years the quilt traveled around to craft shows, museums, festivals and gatherings as a way of commemorating our state's rich heritage and to promote its sponsors, Michigan's electric cooperatives.

The *Country Lines* staff now wishes to see it displayed per-

manently in a public place (i.e., museum, library, airport, municipal building, school, etc.). Preference will be given to a facility served by an electric co-op. The quilt measures about 90 inches square.

Please email your suggestions and ideas to [czuker@meca.coop](mailto:czuker@meca.coop) (put "Quilt" in the subject line) or mail to: Country Lines Quilt, 2859 W. Jolly Rd., Okemos, MI 48864.

## The Adventure Began at YLS



The **Youth Leadership Summit** (YLS) is designed to grow leaders through team-building skills, including hands-on classroom exercises and a high-ropes challenge (over 30 feet in the air!). Sponsored by their electric cooperative, students from across Michigan gathered at SpringHill Camp near Evart this spring and tested their decision-making skills, learned how to respond in emergency situations and received valuable career information. Participants were then considered to attend the Rural Electric Youth Tour to Washington, D.C. (above). Learn more about both programs at [miYLS.com](http://miYLS.com).

# How to Plant the Right Trees, Shrubs

Whether you're planting trees to provide a wind break, reduce carbon in the environment or beautify your landscape, it's important to plant them away from power lines.

Besides causing power outages, trees that grow too close to electric lines can create shock and fire hazards. Trees (and wood in general) conduct electricity, and power outages or short interruptions can occur when branches contact with overhead lines, and electrical sparking from a wire to a nearby branch can cause fires. This is why children should be taught never to climb trees near power lines, and adults should never trim trees that are close to power lines (leave it to professionals). Accidental contact of electric wires with a tree limb while playing or trimming around a tree can be fatal.

"Trees provide many aesthetic, environmental and economic benefits, including energy-efficient shade and cooling during hot summer months, or natural windbreaks against winter winds," says Molly Hall, executive director of Safe Electricity ([safeelectricity.org](http://safeelectricity.org)). For example, trees reduce pollution by absorbing and removing carbon dioxide from the air and storing it in the wood and ground. "But everyone needs to be aware of the dangers and risks created when trees grow into power lines, and the importance

of calling the utility or utility locator service before beginning any landscaping project," Hall continues. "Landowners also need to understand utility line clearance practices and why they are important to safe and reliable electric service."

Research which trees and bushes offer shade, color and screening, but won't grow to interfere with your electric service. Local tree nurseries can help in designing a beautiful, shade-filled yard with trees appropriate for each section. You can also find planting help

at [arborfoundation.org](http://arborfoundation.org) or call the National Arbor Day Foundation at 1-888-448-7337.

If you have existing trees that appear to be growing into the power lines, call your electric co-op, and *never try to prune them yourself*. Utilities have or can recommend professionals trained to safely prune and trim trees for electric line clearance.

There are many beautiful varieties of low-growing trees and shrubs, Hall says, "Consider planting the types of trees that co-exist well with power lines and the environment."

**Please don't plant close to power lines!**  
**For your safety, follow these planting tips:**

- 1) Before digging, dial 811** to ask the utility locator service to mark the location of underground utilities so that accidental contact, damage and injuries can be avoided.
- 2) Never plant a tree that could grow to 25 feet or more near a power line.** Tall-growing trees should be planted a minimum of 20 feet away from power lines, and 50 feet away to avoid future pruning. A mature height of less than 15 feet is recommended for trees planted near power lines.
- 3) Do not plant near underground utility services.** Tree roots can grow to interfere with underground pipes, cables and wires. Future repairs to these facilities could also damage the health and beauty of nearby plants and trees.
- 4) Keep areas around electric meters, transformers or other electrical equipment free of any vegetation** that could limit utility service access.

Check the [Arborday.org](http://Arborday.org) Tree Guide for expected mature height and crown spread of trees you are considering.

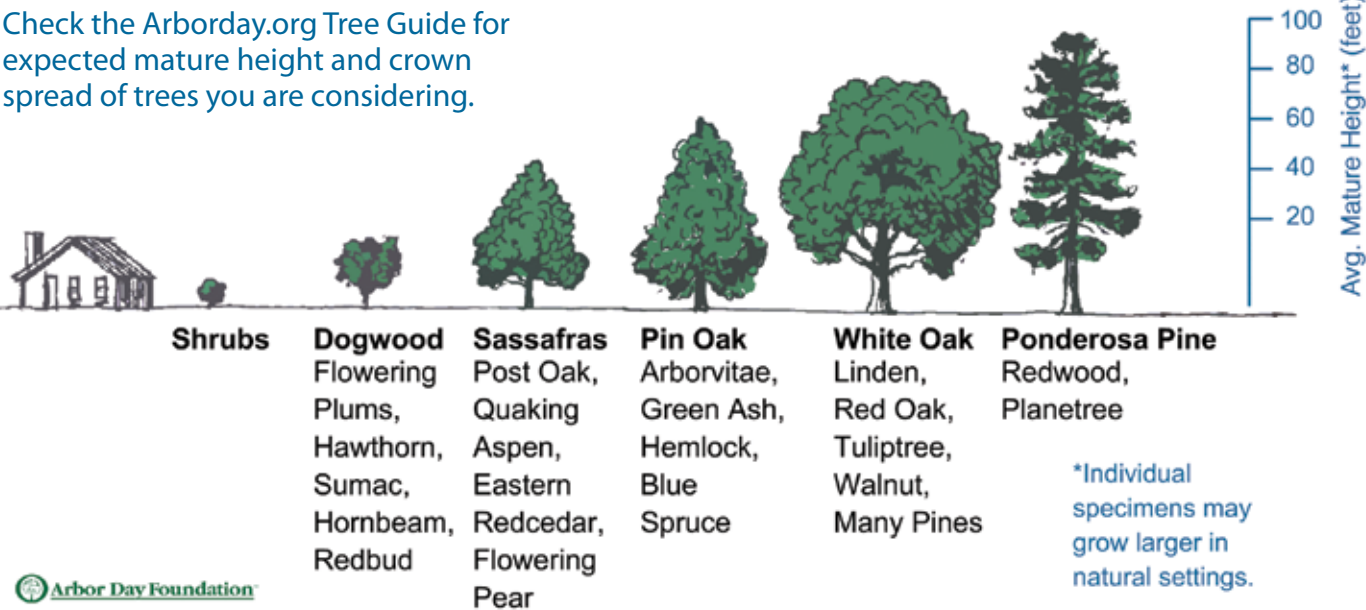






Photo Courtesy – Barn Theatre Publicity/Augusta, MI

The Barn Theatre of Augusta sits proudly in between Kalamazoo and Battle Creek.



Photo – Susan K. Park

Delilah de Wylde plays famous country western singer Patsy Cline in a summer theatre production at the Red Barn Playhouse in Saugatuck.



Photo Courtesy – Barn Theatre Publicity/Augusta, MI

A shot from The Barn Theatre (Augusta) production of the musical comedy "SPAMALOT" in 2012. It's a parody of the King Arthur legend.

## Summer Stock Theatre: Barn Again in Michigan

**W**ith today's many entertainment options, it's surprising that the "let's put on a show!" spirit of 1930s-era movies lives on in barn theatres (and other theatre buildings) across the country. The summer stock theatre tradition actually dates to 1919 when shows—mostly lighter musicals, comedies and mysteries—were performed by touring troupes or resident companies that launched careers on stages outdoors, under tents, and in barns.

Michigan is home to three barn theatres, including one of the country's few remaining Actors Equity (union) summer stock houses. As the Barn Theatre of Augusta launches its 67th season, producer/director Brendan Ragotzy relates how his parents founded the original Village Players in neighboring Richland in 1946, but three years later were forced to move.

Director Jack Ragotzy and actress Betty Ebert Ragotzy searched in vain for a new theatre home until, just two weeks before their 1949 season, they found a never-used dairy barn. "It was a grey day when they turned onto the farm's dirt driveway," tells Brendan. "When they saw the barn, the clouds opened up, the sun beamed down... Kismet!" The handsome structure, its soaring ceiling made of curved beams with no cross-bracing, had a single lightbulb and no running water. Yet, within two weeks the show went on and, with the exception of 2010 when it was dark due to the economy, this Barn Theatre has operated continuously. "It's a gorgeous gal," Brendan says

of the 484-seat venue, which is a Michigan Historic Site.

Its professional company draws on the talent of apprentices from the Barn Theatre School, which each season accepts 24 students who have completed at least one year of college. "Barnies" learn and work behind the scenes and on-stage with the pros in an intense summer of honing their craft. Alumni include Johnathan Larson, who went on to create "Rent", and actors Jennifer Garner, Lauren Graham, Tom Wopat and Robert Newman. After each of the six main-stage shows, apprentices and seasoned talent perform in a cabaret setting.

At The Red Barn Playhouse in Saugatuck, the Lakeshore Arts Alliance (LAA) is also working to keep the house lights on. Housed in a 1914 horse barn, it was converted to a theatre in 1948 and over the years, says LAA Board Chairman John Huyge, "It has been opened and closed a half-dozen times." Now leased by the LAA as a home for arts education and performance, volunteers remodeled the 250-seat theatre into a year-round venue that includes films and concerts.

The LAA is working to buy The Red Barn and open a performing arts academy similar to the intern program of its heyday. "This barn was an important part of the entertainment in the community," says John. "It reflects back to a time in history when things were less complicated."

Keeping things simple in a 150-year old venue, the community theatre group at The Barn Theatre in Port Sanilac has entertained summer audiences on a shoestring budget

### *Check their 2013 schedules:*

#### **The Barn Theatre**

barntheatre.com  
13351 West M-96, Augusta  
269-731-4545

#### **Red Barn Playhouse**

redbarnsaugatuck.com  
3657 63rd St. at Blue Star Highway,  
Saugatuck, 269-857-5300  
lakeshorearts@comcast.net

#### **The Barn Theatre**

barntheatre.net  
242 S. Ridge St., Port Sanilac  
810-622-9114

since 1980. Andy Fabian, village council president and owner/chef at The Van Camp House restaurant says, "People come from miles around to have dinner and go to a show. It's really a great little happening." The Thumb area venue is in a casual, rustic setting with six performances between June and September, and he assures, "It's the most genuinely cool place to be."

Of course, there are a number of cool theatres that play here in summer—many also historical—that aren't housed in barns. From the **Calumet** (calumettheatre.com or 906-337-2610) and **Ironwood** (ironwoodtheatre.com or 906-932-0618) theatres in the U.P., to The Opera House (theoperahouse.org or 231-627-5432) in **Cheboygan**, or the Riverwalk in **Lansing**, there's probably one near enough to you.

Try michiganweb.com/theater.html for a list of community theatres or Google "community theatre" along with the town name.

*Kath Usitalo writes about destinations and the Great Lakes State. Her blog is greatlakes-gazette.wordpress.com.*

# Visit State's Newest Shipwreck Museum: West Michigan Underwater Preserve

In the calm waters of Lake Michigan, north of White Lake, John Hanson emerged from the depths, his form taking shape in the bubbles that preceded him.

Hanson broke the surface and reached for a ladder rung. Then the 59-year-old scuba diver from Montague climbed up on deck and announced his find: the *Interlaken*, a 170-foot wooden schooner. It had foundered and sunk in a fierce Lake Michigan storm in 1934.

"I've never seen it like that," Hanson said excitedly. "Much more is exposed than five or six years ago. I went down the entire length of it. It was really cool."

The *Interlaken* hull lies in 15 feet of water, much of it under sand. It was once a handsome three-masted cargo ship, built in 1839

by the Abram Smith and Sons shipyard, of Algonac, on the St. Clair River.

Today it is one of a dozen charted shipwrecks in the 400-square-mile West Michigan Underwater Preserve (WMUP), our state's newest underwater museum. The Preserve was dedicated in 2012 and is open to the public. Hanson, an experienced wreck diver, is chairman of the Preserve's board of directors.

The Preserve is one of 14 found on lakes Michigan, Huron and Superior. All are part of Michigan's Underwater Preserve System. The state program was created in 1980 by legislation with support from Michigan sport divers who were concerned about protecting maritime antiquities.

State officials estimate as many as 6,000

vessels have gone to the bottom of Lake Michigan and other Great Lakes. Approximately 2,000 are located in Michigan waters. It is illegal to remove artifacts from the sunken ships. Information about the shipwreck sites is available at [michiganpreserves.org](http://michiganpreserves.org).

**DIVING THIS DAY** proved a bit of a challenge, as visibility was not at its best. Recent storms had made the nearshore Lake Michigan waters cloudy. Hanson knew the *Interlaken*'s GPS coordinates, but he didn't drop anchor until he saw the wreck's image outlined on the electronic side-scan sonar he uses on his boat.

Even then it was up to Mark Gleason to find it using a portable remote sub called an ROV, or remotely operated vehicle. Gleason, a Hospitality, Tourism and Management professor at Grand Valley State University, is a professional ROV pilot who has used them to explore for Great Lakes shipwrecks and offshore oil wells in the Middle East. His device is equipped with a video camera that transmits images to a portable monitor in the boat cabin, where Gleason controls its movements with a joystick.

"There's the bottom," Gleason called out cheerfully after Hanson launched the ROV from the front deck. "And there's the wreck," he added a few minutes later, prompting Hanson to suit-up and go over the side.

The group, which included Paul Chase, an underwater photographer, had planned to dive on the *State of Michigan*, a 165-foot steamship built in 1873. It sunk in 1901 after a mechanical failure just 4 miles from the port of Whitehall on White Lake. But Gleason's ROV showed the divers that visibility on the bottom was practically zero at the *State of Michigan*, so they motored 5 miles north hoping for clearer water at the *Interlaken*.

**THE WEST MICHIGAN PRESERVE** stretches from Port Sheldon to north of Ludington. It is the resting place for ships like the *Anna C. Minch*, a 380-foot freighter that sunk in a 1940 storm, and the 320-foot *Henry Cort*, a bulk-cargo ship that sunk off Muskegon in 1917, among others.

Hanson said there are more to find. "There

You don't have to be a diver to enjoy some of Michigan's 14 underwater shipwreck preserves. They can offer a great vacation for families—divers and non-divers—including dive charters and glass-bottom boat tours. Read on for more details.

The *State of Michigan* shipwreck, and diver John Hanson.



Photo - Paul Chase





Divers John Achterhoff and John Hanson.

Learn more about the shipwreck preserves at [michiganpreserves.org](http://michiganpreserves.org) and the West Michigan Preserve at [wmup.org](http://wmup.org)

are 64 ships listed as unaccounted for within the preserve boundaries,” he said. “Some are over 120 feet long.”

Hanson began diving in high school, inspired by the 1950s and ‘60s era “Sea Hunt” TV series, starring Lloyd Bridges as the rugged, ex-Navy frogman, Mike Nelson. Shipwreck diving came later.

He made his first wreck dive nine years ago on the 253-foot long *Salvor*, a steamer built in England that sunk in 1930 between Muskegon and Whitehall.

“There wasn’t much to see, but it was exciting. I was diving on a piece of history,” Hanson said. “That triggered my interest in wrecks and finding out more about others. I started diving wrecks and found it fascinating. These are underwater museums.”

**THE MYSTIQUE OF SHIPS** going to a watery grave on the Great Lakes, and the harrowing stories of lives lost or forever changed, is part of the appeal for divers and tourists who visit the preserves, explains Debbie Chase, a Great Lake Energy Cooperative member from Walkerville and president of the Michigan Underwater Preserve Council. She is also vice-chair for the West Michigan Preserve.

“I read about shipwrecks in my 20s and thought they would be very scary to dive

upon. But they are fascinating,” said Chase, who began diving in 2004 with her husband, Paul Chase, the underwater photographer.

“I think the coolest dive I’ve made is on the *William Young* in the Straits of Mackinac Shipwreck Preserve. It was a sailing vessel and still has coal on it,” Chase said.

The *William Young* sits upright in 120 feet of water. The 139-foot wooden schooner was built in 1863 in Marine City, MI, and its home port was Detroit. It sank with a load of coal in 1891 and is one of 13 shipwrecks in that preserve.

Michigan’s underwater preserves provide a great opportunity for tourism in Michigan, Chase notes, and can be a family vacation destination. All are located near one or another shoreline community, she adds, where family members that don’t dive can enjoy themselves at local beaches and shops.

#### Glass-bottom boat shipwreck tours:

- Munising – [shipwrecktours.com](http://shipwrecktours.com) or 906-387-4477
- Alpena – [alpenashipwrecktours.com](http://alpenashipwrecktours.com) or 888-469-4696

#### Dive charters:

- Straits of Mackinac to Alpena – [greatlakesdivecharters.net](http://greatlakesdivecharters.net)
- Lake Huron – [rectedivecharters.com](http://rectedivecharters.com) and [blueheavenscuba.com](http://blueheavenscuba.com)
- More dive info at [michiganpreserves.org](http://michiganpreserves.org)



Photo – Howard Meyerson

**Above:** John Hanson prepares to lower the remotely operated vehicle (ROV) to check visibility on the lake bottom before diving.

**Below:** Preserved shipwrecks like the *Pizzazz*, (diver is Paul Chase) are underwater museums.



Photo – Debbie Chase

# Wind Talkers

*The pros and cons of wind power.*

This is third in a series on how electricity is generated. The first (January) was about clean-coal technology, and the second about new nuclear options (June). Watch future issues for stories about other fuel sources.

For many, answers to our nation's energy and climate change challenges lie in the wind. From commercial wind farms to backyard setups, the sky scraping structures with massive rotating blades have become synonymous with "going green."

At the end of 2012, wind generated about 60,000 megawatts of electricity in the United States—enough to serve over 15 million homes. Wind power production is booming, with output increasing leaps and bounds over the past several years.

Costs are dropping for wind power projects, although federal subsidies are still necessary for wind to compete with traditional sources of electricity generation. A January 2012 study from the U.S. Department of Energy's Lawrence Berkeley National Laboratory reports it costs between 24 percent and 39 percent less to produce wind energy on a per-kilowatt-hour basis today than it did a decade ago.

As of early 2013, 50 electric co-ops either own wind turbines or buy output from wind farms, amounting to 4.3 gigawatts (GW), or about 9 percent of the U.S. wind generating capacity, according to the American Wind Energy Association.

Like any resource, wind has pluses and minuses when it comes to making electricity. Here's a look at how wind power stacks up.

## Intermittency Issues

Wind power development opportunities vary greatly throughout the country. It's viable in many states, ranging from the Great Plains and Midwest as well as the Atlantic Coast, but is limited in the Southeast and Southwest.

Yet even in locations with strong wind resources, an active wind turbine typically only generates 30 to 40 percent of its "capacity factor"—the total electricity it could generate operating around-the-clock. A 2010 National Renewable Energy Laboratory survey found less than 1 percent of land in states like Alabama, Kentucky and Georgia was windy enough to achieve at least 30 percent capacity factor.

Wind is also an "intermittent" fuel source. The wind doesn't blow all the time, so electricity generation is not reliable or constant. Energy from wind usually peaks in the early morning, when most people are still sleeping and not using electricity. Intermittency means coal and natural gas-fired power plants must act as backups so electricity continues to flow as needed when the wind isn't blowing. Backup power sources increase the total cost of wind generation.

## Energy Storage

As of now, technology to store power from renewable energy—so it can be used later—is still immature and expensive. Wind and other renewables could become more valuable as advancements in energy storage systems are tested. First developed in the 1970s, energy storage is becoming more economical on a large scale thanks to recent




Photo - NRECA

manufacturing breakthroughs that increase the longevity while lowering the cost of batteries. With energy storage, the electricity produced by wind can be used during times of peak demand—the electric utility industry's version of rush-hour traffic, when power use skyrockets—to avoid buying expensive backup power.

"Energy storage would also reduce the intermittency of wind, which allows for more efficient use of backup generators, among other benefits," says Doug Danley, technical liaison on renewable and distributed energy for the Cooperative Research Network. "CRN is continuing to study energy storage systems so that electric co-ops can best use these technologies to the advantage of their consumer-members."

## Environment & Transmission

Before turbines go up, studies must be done to judge the wind's variability in a given area. And although the sight of a tall, white wind tower may not be as intrusive as other types of power plants, environmental and economic impacts must be assessed. Will the turbine kill songbirds and bats, or disrupt their migratory patterns? Will shipping routes be affected by an offshore wind farm?

Once the electricity is produced, moving it from a wind farm to homes can be difficult. Transmission infrastructure may not be available in areas where the wind blows best, and building new transmission lines takes time, money, and a lengthy regulatory approval process.

## Investing in Local Communities

The clear advantage to wind power is its "renewable" status, but there can be economic benefits, too. Fifty-three remote communities served by Alaska Village Electric Cooperative, based in Anchorage,



are able to harness wind and reduce their dependence on pricey diesel fuel that led to retail electricity rates of 51 cents per kilowatt-hour, almost five times the national average.

Some rural communities are developing wind power to revitalize their economies. In Missouri, Atchison-Holt Electric Cooperative was losing businesses and young people until it discovered growth through renewable energy. Building several wind projects spurred an economic renaissance that included biodiesel plants and new small businesses.

In a similar boon of local investment in 2010, the South Dakota Wind Partners venture garnered \$16.6 million from over 600 investors to build the Wessington Springs Wind Farm near White Lake. As required by law, all investors were South Dakotans, but most were also associated with one or more of the farm's organizers: East River Electric Power Cooperative, a generation and transmission co-op in Madison; South Dakota Farm Bureau Federation; South Dakota Farmers Union; and the South Dakota Corn Utilization Council.

South Dakota Wind Partners was possible after the passage of the federal stimulus bill, which created the 1603 grant-in-lieu of tax credits program providing a cash payment (tax grant) of up to 30 percent of qualifying project costs. This provision expired in 2011.

"Were it not for 1603 tax grants, the Wessington Springs Wind Farm would not have happened," notes Jeff Nelson, East River Electric Power general manager. "It opened the door for small investors to come together to create a unique, locally-owned community wind project."

## Electric Co-ops Working for You

While great strides have been made to include renewable energies like wind power into America's electricity generation portfolio, making wind work as a reliable, affordable energy source will take time. Electric co-ops, including Michigan's, have long been on the forefront of new technologies.

For example, Wolverine Power Cooperative, in Cadillac, MI, has purchased the total output of the Harvest Wind Farm, the state's first commercial-scale wind project, to serve its member co-ops since the farm began generating electricity in December 2007.

All Michigan electric co-ops will continue to evaluate and implement renewable energy opportunities that work for their member-owners. To find fuel mix percentages for your co-op, go to [countrylines.com](http://countrylines.com) and click on "My Co-op"/co-op name/March issue.

# Geothermal: Energy from the Ground Up

**G**eothermal energy—created from Earth's natural heat—has been used for thousands of years to cook and bathe. But modern technology has unlocked new ways to harness geothermal's energy potential by using the hot water and steam locked below the Earth's surface to produce electricity and heat and cool buildings.

America leads the world in geothermal power production. Nine states (Western states produce the most) generate nearly 3,200 megawatts (MW) of capacity, and over 100 new projects are developing in 14 states, reports the Geothermal Energy Association, the national trade association for geothermal companies. For comparison, 1 MW can power 750 to 1,000 average homes.

## How It Works

Typical fossil fuel-burning and nuclear power plants heat water to boiling to create steam. The steam turns a turbine, which generates electricity.

Geothermal power stations cut out the middle man by piping naturally-heated water (changed into steam) or naturally occurring steam into a plant to spin turbines. Three types of geothermal generation exist; the choice depends on the state of the steam or water and its temperature.

**Dry steam:** The first type of geothermal power plants built, these use steam from a geothermal reservoir (pulled from wells) and route it directly through turbines to create electricity.

**Flash steam:** The most common, these plants pump water with temperatures over 360 degrees F under high pressure to generation equipment. The steam is separated from the water and used to make electricity; leftover water and condensed steam are channeled back into the reservoir.

**Binary cycle:** These plants use moderate- to low-temperature groundwater or steam. In this type of system, hot water is pumped from a well and passes through a heat exchanger, where it warms a secondary fluid with a lower boiling point than water. This causes the secondary fluid to flash to vapor, which then drives a turbine. The secondary fluid then condenses and returns to the loop system, and the water gets pumped back into the well.

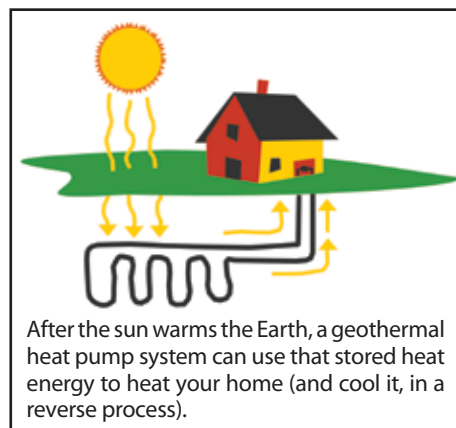
## Other Uses

Geothermal energy offers an array of benefits beyond power generation. In some cases, hot water can be piped directly into systems to heat buildings, greenhouses and fish farms. Some cities run hot water under roads and sidewalks during winter to melt snow and ice.

The top 10 feet of earth stays a mostly constant 50 to 60 degrees F year-round. Geothermal heat pumps rely on the ground's energy to move heat into and out of a building, providing heating and cooling. Also called ground-source heat pumps, these come in two types: a groundwater (open-loop) unit uses well water; an earth-coupled (closed-loop) model moves a water and antifreeze solution through underground pipes to disperse heat.

While geothermal heat pumps generally operate more efficiently than their air-source cousins, they are more expensive to purchase up-front, and a heat pump may not always be the best option for every situation. However, a federal tax credit equal to 30 percent of the cost for materials and installation, with no limit on total project expenses, applies to geothermal heat pumps through Dec. 31, 2016.

To decide if a geothermal heat pump is



right for you, find requirements and product lists at [energystar.gov/taxcredits](http://energystar.gov/taxcredits). More information, including a list of contractors and tips for finding one, is available from the Michigan Geothermal Energy Association at [earthcomfort.com](http://earthcomfort.com) (248-396-8231). To check for other rebates, see the Database of State Incentives for Renewables and Efficiency ([dsireusa.org](http://dsireusa.org)).

*Sources: U.S. Department of Energy, National Renewable Energy Laboratory, Geothermal Energy Association, International Ground Source Heat Pump Association*

# To Buy (Geothermal) Or Not To Buy?

**A**fter many years, my geothermal system developed a freon leak in May of this year. The leak was in the worst of all places, and fixing it would cost about \$2,000. We had already been debating when to replace our geothermal system for the past three years. Should we replace it while the system is still working to take advantage of the 30 percent tax credit, or do we wait until the system breaks down and take the chance the credit may be gone? As the executive director of the Michigan Geothermal Energy Association (MGEA) it would be really embarrassing to replace it with a gas or propane system. The question was not what kind of system to buy, but when.

Over the past 14 years, the average heating and cooling bill for our 2,700-square-foot house (with a 1,200-square-foot basement) has been less than \$60 a month. I know many of you have heard that a geothermal home must be kept at 60 degrees in the winter and 88 degrees in summer, but that is an Urban Legend (*Country Lines* told me I had to include the

word “urban” in every article). I prefer to keep the house at 71 degrees in the winter, but my wife prefers 72, so we keep our house at 72 degrees (every husband needs to reread this line). We keep our house at 73 degrees in the summer. Even at those settings, we have paid for our geothermal system many times over, and my bills are about \$1,000 a year less than my neighbors—who keep their homes at 68 degrees.

The real question was timing. Currently, there is a 30 percent federal tax rebate on geothermal through 2016, and it is unlimited. About three years ago, we got a 2.4-kilowatt solar panel array on our roof and got a 30 percent tax credit (about a \$7,500 credit) for that. Now we will get another tax credit, but we all know how government programs work—funding can run out (cash for clunkers) and the program can end prematurely. It is equally likely that the 30 percent tax credit could be extended. Who knows? If anyone thinks they can predict government, I have a bridge in Brooklyn to sell you.

Check out the MGEA website:  
**earthcomfort.com**  
or call 248-396-8231



Installing the new geothermal unit in the Kaufman home in May 2013.

So, the question is: Do you buy a new geothermal system now before the tax credit runs out or do you wait till the unit dies and replace it without the tax credit? Here is how I looked at it: We intend to stay in our house for at least 10 more years. The current geothermal system will probably not last another 10 years. Therefore, we are going to have to replace it anyway in the next 10 years. Therefore, it makes more sense to do it with a 30 percent tax credit. My new unit should last 20 years, so this will be the last heating and cooling system I buy.

When my existing unit needed repair, it expedited the decision. Either that or it was incredibly brilliant planning on my part to replace the unit in May when we didn't need heating or air conditioning that week.

Of course, my new unit will be more efficient and quieter. Between my solar panels and geothermal unit my summer bills are

quite low—52 cents last July. June was less—where the utility actually paid me. I mention this even though I know I get absolutely no sympathy from anyone (maybe my accountant).

If you're thinking about a geothermal heating and cooling system, check out the MGEA website at [earthcomfort.com](http://earthcomfort.com) to find a dealer near you. I would also urge you to take advantage of that 30 percent credit before it is gone. Getting money back from the government really feels good. Almost as good as a 52-cent electric bill in July.

*Larry Kaufman is executive director of the Michigan Geothermal Energy Association. MGEA is a 20-year trade organization that promotes high-quality geothermal energy systems that meet the comfort, efficiency and environmental needs of customers.*





Everything at The Mitten Bar, from the dozen beers on tap to hard cider, is made in Michigan.



## Mitten Bar Fits Her Like a Glove

**W**hen is a beer not just a beer? When it's the ideology behind a gathering place for those who enjoy the camaraderie shared over a handcrafted adult beverage. That's the thinking that launched The Mitten Bar, a Ludington hangout that serves only Michigan-made beer, wine, spirits and hard cider.

The concept came to owner Megan Payment and Brian Josefowicz, her fiancé and business partner, as they sampled their way across the state's wine and beer trails. "The beer was great," says Payment about their tasting tour of brewpubs, microbreweries and breweries. "But that was almost secondary. It was how people treated each other, how everyone could get along," that she says impressed the couple and inspired them to open their business in July 2011.

Payment, 27, who graduated from Aquinas College with a dual major in business administration and communications, is no stranger to the food and beverage industry. Her parents, Mike and Julie Payment, own the Sportsman's Restaurant and Irish Pub, a Ludington landmark since 1955. But she wasn't planning on it as a career. "I wanted nothing to do with my parents' place," she says. "I have a lot of great childhood memories, but it's just not me. This (The Mitten Bar) really fits who I am."

Named for the Lower Peninsula's shape,

The Mitten occupies a 1900s building with exposed brick walls and vintage wood flooring. The cozy tavern serves no food (guests can carry-in, and Sportsman's is next door), just a changing menu of 40 Michigan bottled beers and a selection on-tap, plus about two dozen spirits and a small selection of wines. But here, Payment says, "It's not just about drinking, by any means. It's a 'third place'—not home, not work—we've developed a community place. Our regulars have become family. It's more about the interaction." She and Josefowicz, 31, who studied business and photography at Grand Valley State University, post short, "wonderfully awkward" videos on Facebook with updates on beverage releases, weekly band appearances, and progress reports on their new venture, Barley & Rye.

Housed near The Mitten, Barley & Rye offers craft beer and whiskey from around the world and a short menu of "fast, casual foods," like charcuterie (cooked, cold meats) and pulled pork, specialties of foodie Josefowicz. The hop vines growing in the outdoor beer garden make it an especially good setting for sipping a refreshing brew.

**The Mitten Bar: A Michigan Ideology**  
Ludington, MI  
mittenbar.com • 231-843-7616  
megan@mittenbar.com



## Cheers to Michigan Beers

**J**uly is Michigan Craft Beer Month for the state's more than 100 commercial craft brewers and their growing economic impact on agriculture and tourism. Michigan ranks fifth among states in number of breweries, microbreweries and brewpubs, and its 20 percent growth last year outpaced the nation. The hopping beer scene is so vibrant that the Pure Michigan advertising campaign is airing a radio spot about it, and carries information on beer trails and brewery tours at [michigan.org/breweries](http://michigan.org/breweries).

Larry Bell is the founder of the state's modern craft beer movement; he made his first beer in a 15-gallon soup kettle in 1985. Today, Bell's Brewery is one of the top craft brewers in the country and is still located in its hometown of Kalamazoo. That city placed second in the 2013 Beer City USA poll, just behind winner Grand Rapids and ahead of fourth-place Ann Arbor.

The strong Michigan showing in the annual survey adds credence to the "Great Beer State" promotional slogan of the Michigan Brewers Guild (MBG) ([michiganbrewersguild.org](http://michiganbrewersguild.org)). The Guild produces a free, glossy guide to beer destinations here, and hosts four popular events: the Summer Beer Festival in Ypsilanti, July 26-27; U.P. Fall Beer Festival, Sept. 7, in Marquette; Detroit Fall Beer Festival, Oct. 25-26; and the Winter Beer Festival, Feb. 22, 2014, in Comstock Park. Even the February event at the West Michigan Whitecaps baseball stadium attracts a sell-out crowd of 6,000 craft beer drinkers—many, no doubt, wearing mittens.



Short's Brewing Company, Bellaire

Photo - Kath Usitalo

► **Tell us about your favorite Michigan-Made product!** Please send a few short paragraphs describing the product and why you like it, along with your email and phone number to [gknudtson@meca.coop](mailto:gknudtson@meca.coop) or call 517-913-3531.

# Park, Picnic & Play

Family friendly places to enjoy the outdoors.



Nothing embodies summer more than a casual picnic. Mention it to your kids and they instantly smile. There's just something magical about eating food outside on a picnic table or on the green grass. Pack your own picnic or stop at a roadside market along the way to add to the adventure. Here's five suggestions that will make any picnic a memorable experience.

## 1 SILVER BEACH 101 Broad St, St. Joseph

Located at the mouth of the St. Joseph River, this park provides river and beach activities. It boasts three playground structures with soft surfaces; two are age specific. One is for children ages 2-5. The other is designed for children 5-12. Kids will imagine life on the high seas with the red and blue "boat" structure. Nautical talking-and-listening tubes will give the captain and the crew hours of fun. Enjoy your picnic and playtime in the park then take a 5-minute stroll on the boardwalk from the beach to the Silver Beach Carousel, Curious Kids' Museum and the free interactive Whirlpool Compass Fountain for more hours of family fun.

**Fees:** \$6/vehicle for Berrien County residents, \$8 for non-residents (carousel and museum have additional fees)

**Website:** [berriencounty.org](http://berriencounty.org)

## 2 HAWK ISLAND 1601 E. Cavanaugh Rd., Lansing

Work up an appetite first by renting a row-boat or pedal boat for a small fee. Picnic spots abound at various locations around the beach. Paved accessible walkways for walking or bike riding (1.5 miles), fishing docks, horseshoes, playgrounds and the popular Splash Pad® beckons young and old alike. A concession stand is also available if you didn't pack enough treats in your picnic basket.

**Fees:** \$3 annual fee per vehicle for Ingham County residents or \$5 for non-residents

**Website:** [pk.ingham.org](http://pk.ingham.org)

## 3 EAST PARK Little Traverse Wheelway, Petoskey

This \$13 million renovation project has been touted the "crown jewel of the north" in downtown Petoskey. You'll have plenty of green space to picnic, or choose from one

◀Janet TenHove and sons Cody and Jesse take a break from watching muskrats at Hawk Island.

of the many picnic tables along the park's paved walkway. Take in the beautiful boats and yachts docked in the marina during your stroll. You may never get the kids away from the Charlevoix Fountain of Youth, a state-of-the-art interactive kids' fountain. The water is heated and there are multiple water nozzles and choreographed LED lighting and music.

Don't forget to check out the East Park Trout Habitat while you're there. This fully functioning trout ecosystem replicates the conditions found in a northern Michigan trout system.

**Fees:** free

**Website:** [charlevoix.org](http://charlevoix.org)

## 4 DUCK PARK & ISLAND PARK Corner of U.S.-31 and Long Rapids Road, Alpena

Picnic in Duck Park along the 1,200 feet of Thunder Bay frontage and stroll across the walking bridge into Island Park, a 17-acre island in the middle of the Thunder Bay river. Pack your binoculars to zoom in on the various bird species, including the mallard duck, great blue heron, or mute swan. These parks boast a 500-acre wildlife sanctuary with varied ecosystems including sand dunes, meadows, woodlands and marshes with viewing platforms so you're bound to see all kinds of wildlife, including the amusing antics of beavers. Fish from wooden platforms or take a self-guided 3/4-mile nature walk.

**Fees:** free

**Website:** [alpena.mi.us](http://alpena.mi.us)

## 5 HORSESHOE FALLS Munising

An abundance of photo ops await at this privately owned attraction. One million gallons of pristine water fall over the top of Horseshoe Falls, which is fed by the underwater springs of Lake Superior. Bring your picnic basket, but save room for ice cream at the gift shop. Walk the well-maintained gardens and follow the gentle stream. Feed the rainbow trout and ducks at the trout pond. Scavenger hunts will keep the kids entertained by looking for a variety of items, including the whimsical Laafs (pronounced laughs) figurines. Adults can enjoy the many points of interest, such as the sundial, totem pole, water wheel and Indian 10 Commandments.

**Fees:** \$6/adults, \$5 and under for children depending on age, or family ticket, \$19

**Website:** [uppermichiganwaterfalls.com](http://uppermichiganwaterfalls.com)

For a listing of Michigan state parks, nature preserves, refuges, gardens, arboretums and other "hot spots" across the state, visit [michigan.org/nature-parks](http://michigan.org/nature-parks) or call (888) 784-7328.



# Create Tasty Centerpieces

*...with veggies from your own garden.*

**W**hen most people think of centerpieces they think of flowers, but not Tim Latimer, a certified florist and floral design instructor at Michigan State University (MSU). “Vegetables are every bit as colorful as flowers,” Latimer notes. His own bountiful centerpieces are proof, with artful clusters of vegetables catching the eye with pleasing textures and a rainbow of colors.

It all started in the mid-1990s when Roger Swain of the PBS “Victory Garden” TV show came to speak at an MSU Garden Days event. “I thought it would be neat to try something different,” Latimer recalls. “Given Roger’s affiliation with the Victory Garden, vegetables seemed a natural for a centerpiece for his hotel room.” Latimer’s centerpiece was a big hit, and he’s been designing with vegetables ever since. “When you think of it, many vegetables ARE flowers – cauliflower, broccoli heads, asparagus tips,” he explains.

Firm vegetables work best in these arrangements, since they have to be inserted in floral foam (ripe tomatoes wouldn’t work well!) in order to use them in a centerpiece, Latimer says. First, cut the foam to the container size, then soak the foam in water. Hide the foam with dried moss that has been wetted down, or bark also works, and both can be found at craft stores. If you are going to eat the centerpiece afterwards, use sturdy natural toothpicks instead of painted floral picks. With a round vegetable, like Brussels sprouts or radishes, insert the pick into its base and then insert the pick into the foam. With long vegetables, such as asparagus or carrots, trim the end to a point so it can be easily inserted into the foam, or use wire to attach it to a floral pick. For the most impact, Latimer recommends using groups of three or more instead of scattering a single vegetable.

Herbs, kale or sturdy leafy vegetables make a great filler. Latimer especially likes rosemary, dill and fennel, which add both texture and aroma. Latimer also plants his garden with vegetables that he knows work well in his arrangements: squash, pumpkin, eggplant, green tomatoes, corn, potatoes,



①

## CLASS OFFERED:

Floral designer Tim Latimer will offer a class entitled “Designing from the Garden,” for both home gardeners and professional designers, on Aug. 17, noon to 4 p.m., at the Michigan Floral Association in Haslett (near East Lansing). Find more information about it and other classes at [michiganfloral.org](http://michiganfloral.org).

onions and green beans. “The important thing is to use a variety of textures, height, shapes and sizes when selecting your vegetables, and I like to use vegetables that are in season,” he adds.

Vegetable centerpieces can work for any occasion except more formal events. Keep in mind the size of your container when choosing vegetables. For large containers, Latimer has even used whole cabbage heads and large eggplants. For smaller arrangements, choose vegetables that will not overwhelm the container.



②



③

**1)** Tim Latimer often adds flowers to his vegetable centerpiece designs to give them more texture and color.

**2)** Learn to design an alluring vegetable centerpiece like this one by Tim Latimer. It contains edibles such as radishes, kale, Brussels sprouts, carrots, asparagus and cucumbers, accented by flowers of blue veronica, pink Astilbe, and bright white daisies. Sprigs of natural branches add height and the finishing touch.

**3)** The asparagus end is cut at an angle to fit easily into the foam, and floral picks are inserted into round vegetables like the Brussels sprout to hold them in place.

For even more texture and color, he suggests adding more natural-looking flowers, since vegetable arrangements are more informal. Other ideas include adding natural branches, dried lamb’s ear, thistle or ornamental grasses to finish your centerpiece.

Rita C. Henehan is an author, freelance writer and photographer. For more on vegetable centerpieces, visit her website, [miegardenerscompanion.com](http://miegardenerscompanion.com).





Smoked Salmon Dip

# Under the Sea

Seafood recipes are some of the most popular with *Country Lines* readers. Low in calories, cholesterol and sodium, seafood is a healthy (and delicious!) addition to your diet.

## Crab Cakes with Lime Sauce

- 1 medium lime
- 1 c. Hellman's® mayonnaise, divided
- 1 envelope Good Seasons® Italian Salad Dressing mix
- 2 T. dijon mustard
- 2 6-oz. cans crab meat, drained, flaked and small shells removed
- 25 Ritz® crackers, finely crushed, divided
- 2 T. chopped green onions
- 1/4 c. sour cream

Grate the peel and squeeze the juice from the lime. Mix half of lime juice, 1/2 cup mayonnaise, salad dressing mix, and mustard in medium bowl until well-blended. Add crabmeat, 1/2 cup cracker crumbs and onion. Mix lightly. Shape into 16 (1/2-inch thick) patties; coat with remaining cracker crumbs. In large nonstick skillet on medium heat, cook patties in batches for 2 minutes on each side or until browned on both sides and heated through. Meanwhile, mix remaining mayonnaise and lime juice, lime peel and sour cream until well blended. Serve sauce with crab cakes.

*Paula Brousseau, Bellaire*

Photography by: 831 Creative

## Smoked Salmon Dip

- 8 ozs. cream cheese, at room temperature
  - 1/2 c. sour cream
  - 1 T. lemon juice
  - 1 T. fresh dill, minced
  - 1 t. prepared horseradish, drained
  - 1/2 t. salt
  - 1/4 t. black pepper
  - 1/4 lb. (4-oz.) smoked salmon, minced
- Cream together cream cheese, sour cream, lemon juice, dill, horseradish, salt and pepper. Mix well. Add the smoked salmon and mix again. Chill and serve with crackers.

*Bonnie Gauld, Fife Lake*

## Coconut Mahi Mahi Over Rice

- 4 mahi mahi fillets
- 1 small can sweetened condensed milk
- instant white rice
- small can coconut milk
- flaked coconut, unsweetened
- 1 T. parsley
- 4 T. sliced almonds (optional)

Preheat oven to 350°. Place Mahi Mahi fillets on a baking sheet and bake for 10 minutes. While fish is baking, prepare instant rice according to package directions except decrease the water by half and replace with

coconut milk. After fish has baked for 10 minutes, generously coat the fish with the condensed milk. Bake for additional 5-7 minutes or until condensed milk begins to thicken. When rice is done cooking, pour onto serving plate. Sprinkle with flaked coconut, parsley and sliced almonds. Place fish atop the rice and serve.

*Debbie Buck, Cassopolis*

## Shrimp With Gnocchi

- 1 lb. fresh or frozen shrimp, peeled, deveined and tails removed
- 2 lb. gnocchi (frozen or dried)
- 1/2 c. butter
- 4 T. olive oil
- 1/2 c. white wine
- 1 t. garlic powder
- 1/4 t. salt
- 1/4 t. ground pepper
- 1/4 t. lemon pepper
- 1/4 t. Italian seasoning (optional)

Boil 4 quarts of water. Add gnocchi and cook for 3 to 4 minutes, until done. Drain. Meanwhile, melt butter and oil in large skillet. Add shrimp and cook until pink. Mix in wine and spices and simmer for about 5 minutes. Mix shrimp with gnocchi and serve warm.

*Jennifer Sylvester, Sand Lake*

## Fish Tacos

- 1/2 c. sour cream
- 1/2 c. mayonnaise
- 1/4 c. fresh cilantro, chopped
- 1 package taco seasoning mix, divided
- 1 lb. cod or whitefish fillet, cut in 1-inch pieces
- 2 T. vegetable oil
- 2 T. lemon juice
- 1 (12 count) package taco shells or flour tortillas, warmed

### Toppings:

- shredded cabbage
- chopped tomato
- lime juice
- taco sauce

Combine sour cream, mayonnaise, cilantro, and 2 tablespoons seasoning mix in small bowl. Combine fish, oil, lemon juice and remaining seasoning mix in medium bowl; pour into large skillet. Cook, stirring constantly over medium heat for 4 or 5 minutes, or until cod flakes easily with fork. Fill taco shells with fish mixtures. Top with toppings. Serves 6.

*Myrna Smith, Walkerville*



Visit recipe editor Christin McKamey's new website, **veggiechick.com**, for healthy, vegetarian recipes and info!



## Parmesan Baked Salmon

1/4 c. salad dressing  
1/8 t. red pepper flakes  
1/2 t. salt

4 1-lb. salmon fillets  
2 T. parmesan cheese  
2 t. lemon juice  
1/2 c. Ritz® cracker crumbs

Mix all ingredients except salmon and cracker crumbs. Place salmon in baking dish. Spread cheese mixture over salmon. Sprinkle with cracker crumbs. Bake at 400° for 12 to 15 minutes, or until salmon flakes easily.

*Arlene Yoder, Scottville*

## Seafood Lasagna

1 garlic clove, minced  
1/2 lb. crab, cooked, shred as bite-size pieces  
10 ozs. shrimp, cooked (if large shrimp are used, cut into bite-size pieces)

3 T. butter  
3 T. flour  
1 t. Italian seasoning  
1/8 t. pepper  
1 c. milk

1 c. chicken broth  
1 c. ricotta cheese  
2 t. lemon peel  
1 T. lemon juice  
5 lasagna noodles

3/4 c. shredded parmesan cheese, divided  
Heat oven to 375°. Lightly butter the bottom and sides of an 8- or 9-inch baking dish. Set aside. Cook garlic in butter over medium heat, until soft, approximately 1 minute; stir while cooking. Remove from heat and stir in flour, Italian seasoning and pepper, until sauce is smooth. Gradually stir in milk and broth until smooth; heat to boil over medium heat, stirring frequently. Boil and stir 1 minute; remove from heat.

Gently fold cooked shrimp and crab into the sauce. Divide the sauce into fourths; set aside. In a separate bowl, combine ricotta and lemon juice; set aside. Cook noodles per directions on the box; drain and cut each noodle in half.

Spread one-fourth of the cooked sauce in bottom of greased baking dish. Lay three noodle pieces over the sauce and top with 1/2 cup of the ricotta mix, one fourth of the seafood sauce, and 1/4 cup parmesan cheese. Repeat, covering noodles with ricotta mixture, sauce and cheese. Top with another 3 noodle pieces and remaining seafood sauce. Cover with foil and bake for 30 minutes. Uncover and top the lasagna with the remaining 1/4 cup parmesan cheese. Bake 10 minutes more to melt cheese. Remove the baked lasagna from the oven, or place it under

the broiler, briefly, until lightly brown. Let it rest a few minutes before serving.

*Debbie Coombs, Wayland*

## Easy Clam Chowder

3 slices of bacon, diced  
1 c. diced onion  
3 c. diced potatoes  
1 8-oz. bottle clam juice  
1 t. salt  
1/4 t. pepper  
2 bay leaves  
2 dashes hot sauce  
2 7-oz. cans minced clams  
3 T. flour

1 1/2 c. half and half  
1 1/2 c. whole milk

In a Dutch oven, cook bacon until crisp. Remove with a slotted spoon and drain on paper towels. Add the onion to the bacon drippings and sauté until softened. Add potatoes, clam juice, salt, pepper, bay leaves and hot sauce. Cover and simmer for about 15 minutes, or until potatoes are tender; remove from heat and add clams (with their liquid). Whisk the flour into the milk and add to the chowder, then add the half and half. Cook over medium heat, stirring constantly, until chowder thickens and bubbles. Remove the

bay leaves prior to serving. Garnish with a dollop of sour cream and chopped fresh chives (if desired). Serves 4.

*Leanne Walling, Munising*

## Fool-Proof Shrimp Creole

2 T. olive oil  
1/2 c. onion  
1/2 c. green pepper  
1/2 c. celery  
1 t. chili powder  
1 14-oz. can diced tomatoes  
1 8-oz. can tomato sauce  
1 T. tabasco sauce  
1 T. Worcestershire® sauce  
1 t. white sugar  
salt and pepper to taste

1 1/2 lbs. raw shrimp, peeled and deveined  
cooked rice

chopped green onions  
Heat olive oil in skillet. Add onion, green pepper and celery; cook until softened. Add chili powder. Transfer all to slow cooker and add tomatoes, tomato sauce, tabasco, Worcestershire, sugar, salt and pepper. Cook on high 3 hours. Add shrimp and cook 3 minutes. Serve over rice and garnish with chopped green onions.

*Tommie Schmidt, Union*

Crab Cakes with  
Lime Sauce



**Submit your recipe!** Contributors whose recipes we print in 2013 will be entered in a drawing to win a prize: *Country Lines* will pay their January 2014 electric bill (up to \$200)! The 2013 winner will be announced in the Jan. 2014 issue.

Thanks to all who send in recipes! Please send in **"Holiday Desserts"** by **Aug. 10** and **"Shakes & Smoothies"** by **Oct. 10**.

Mail to: Country Lines Recipes, 2859 W. Jolly Rd., Okemos, MI 48864; or email [recipes@countrylines.com](mailto:recipes@countrylines.com).

# 4 Easy Ways To Reduce Your Cooling Costs

If you're a business owner, you have a lot on your plate, and the commercial refrigerators at your facility are probably the last things on your mind. However, an old refrigerator—or one that isn't equipped with modern controls or technologies—could be using up to 35 percent more energy than necessary. This is money that could be invested elsewhere.

It is also important to understand the basics of energy-efficient commercial refrigeration. Read below to find out how your business can start saving more energy!

## 1 Anti-sweat heater controls

Reach-in freezer and cooler cases usually include electric heaters that prevent frost and condensation from forming on the glass. The problem is that anti-sweat heaters run all the time. The reality is that these heaters only need to kick on when it's extremely humid. Otherwise, you're just wasting energy.

**THE FIX?** Anti-sweat heater controls. They automatically sense humidity levels and

selectively run the heaters as needed. Energy Optimization rebate: \$80 per door.

## 2 LED cooler case lighting

Ironically, older coolers contain fluorescent lights that waste most of their energy generating heat instead of light. In turn, the refrigeration system has to work harder to remove the excess heat.

**THE FIX?** New light-emitting diode (LED) technology literally provides cooler light. LED case lights use significantly less electricity and produce 50 percent less heat. Energy Optimization rebate: \$25 per door.

## 3 Occupancy sensors

We tell kids (and maybe even employees) to turn off the lights when they're not using them. Yet, reach-in coolers leave the lights on indefinitely.

**THE FIX?** LED occupancy sensors. LEDs aren't affected when turned on and off in a cold environment. With instant-on capabilities, they light up when a shopper approaches

the cooler, or they can be programmed to stay on for a set amount of time and then shut off. Energy Optimization rebate: \$10 per door.

## 4 ECM motor

Did you know commercial refrigeration systems use fans to circulate cold air inside reach-in or walk-in coolers or freezers? Like the old electric heaters mentioned in our first tip, these fans run non-stop, wasting energy and putting extra wear and tear on the equipment.

**THE FIX?** Electronically commutated motors (ECMs). Through the magic of modern technology, ECMs are design to use electricity sparingly and therefore reduce the load on your refrigerator. In many cases, you can swap out the existing motor for an ECM motor and get a full return on your investment in less than a year! Energy Optimization rebate: \$30-70 per motor.

**Interested in more ways to save energy?** Ontonagon REA offers numerous rebates and resources to reward businesses and residents for saving energy. Check out the latest incentives at [michigan-energy.org](http://michigan-energy.org) or call 877-296-4319 for more information.



## Reduce energy costs.

"Close the refrigerator!" Remember hearing that as a kid? No one likes wasting energy. The same principle goes for commercial refrigeration. Earn **thousands of dollars in Energy Optimization rebates for your business** when you implement anti-sweat controls, in-case LED lighting, efficient cooler fan motors and more.

**ENERGY TIP: Energy-efficient commercial refrigerators can use up to 35% less energy per year.**

ONLINE: [michigan-energy.org](http://michigan-energy.org) PHONE: 877.296.4319



Energy Optimization programs and incentives are applicable to Michigan service locations only. Other restrictions may apply. For a complete list of participating utilities, visit [michigan-energy.org](http://michigan-energy.org).



## Stealing Copper is a Crime and It's Very Dangerous!

**S**oaring metal prices have been blamed for an increase in thefts of copper and aluminum, primary components of electric distribution lines. Michigan electric co-ops (including Cloverland Electric, in the U.P.) have also been subject to this crime, which can lead to power outages, additional maintenance and expenses, diminished system reliability, and even serious injury or death.

Copper in wire is appealing to thieves who seek to sell the metal for scrap. Burglars will often climb power poles, scale fences and break into buildings to steal the precious metal. The soaring metal prices have prompted thieves to become bolder and more inventive.

"Stealing copper may seem like a quick way to make a buck, but it's illegal, costly and life threatening," says Mike Roush, vice president of operations at Midwest Energy Cooperative, which has been directly affected. "Working with metal and electricity is a dangerous combination, even for trained employees using proper equipment."

Thieves may not understand that they are risking their lives by taking copper from substations, where high transmission voltage is stepped down to a lower current for distribution lines. All the lines have a potentially deadly charge.

As a co-op member-owner, your local electric co-op urges you to help stop this crime by using the following guidelines to guard against electrical dangers and prevent copper theft.

▶ Never enter or touch equipment inside a substation; stay away from power lines and anything touching a power line.



Attempts to steal copper wire can cause serious injury or death.

▶ If you notice anything unusual with electric facilities, such as an open substation gate, open equipment or hanging wire, contact us immediately.

▶ If you see anyone around electric substations or electric facilities other than utility personnel or contractors, call the police.

▶ Install motion-sensor lights on the outside of your house and business to deter possible thieves.

▶ Store tools and wire cutters in a secure location, and never leave them out while you are away.

▶ If you work in construction, do not leave any wires unattended or leave loose wire at the job site, especially overnight.

▶ Help spread the word about the deadly consequences that can result from trying to steal copper or aluminum.

▶ If you have any information regarding stolen co-op property or equipment, please contact the police and your electric co-op immediately.

## Kids and Finances Reap the benefits of college planning today.

**W**hile you may be unable to avoid the "Mom, can I borrow \$20 for gas?" questions that eat into your budget as your kids grow up, there's one thing you can do to help you (and them) get ready for tomorrow's financial demands: Prepare for college expenses now.

Two-thirds of 2011 college graduates had an average of \$26,600 in student loan debt, according to the Institute for College Access & Success. No matter how young or old your kids are, consider these five options to prepare for future expenses.

● **Start a regular savings account that's earmarked for college.** Both you and your kids can contribute to this account, and your relatives can give you or your kids money to deposit, as well. It's easy and convenient: You can set up an account anywhere—at your local bank, credit union, or through an online bank. Even setting aside small amounts regularly can add up to a lot of money over time. For example, Bankrate.com's Simple Savings calculator shows that \$100 monthly saved over 15 years could add up to \$20,972.66,

assuming a 2 percent yield on your savings, compounded monthly.

● **Start a Section 529 Plan.** This is an education savings plan operated by a state or educational institution designed to help families set aside money for college. The money is controlled by the account owner, not the child. Anyone can contribute to these plans on the child's behalf, and contributions may be tax exempt.

● **Open a Coverdell education savings account.** This is a custodial account that can be used to save for elementary and secondary school, and college-related expenses. Income maximums apply, so not everyone will qualify for this account type. The money deposited grows tax-deferred until it is used for educational expenses. Withdrawals from the account may be tax free if used for tuition, fees, books, and other expenses. Any money not used for education must eventually be distributed to your child.

● **Open a Uniform Gift to Minors Account or a Uniform Transfer to Minors Account** (UGMA or UTMA; the title differs by state).

Under this, a parent or grandparent typically will gift money to the account. The money is owned by the child but controlled by the custodian until the child reaches the age of majority, which is set by state law. At that point, your child assumes control of the account. You can't restrict how the money is used, and the account cannot be transferred to another beneficiary.

● **Buy U.S. savings bonds.** Certain savings bonds can be purchased to pay for college tuition and fees without having to pay federal income tax on some or all of the interest during the year the bonds are redeemed. Certain restrictions apply—visit [TreasuryDirect.gov](http://TreasuryDirect.gov) to learn more.

College costs will undoubtedly continue to rise. By starting a savings program today, you and your child can better handle those expenses. For more planning help—including how financial tools noted in this article should be titled, and the tax ramifications of certain options—ask a financial or tax professional.

—Doreen Friel



**Update:**

## Presque Isle Power Plant Partnership

**W**olverine Power Cooperative (Cadillac, MI) and We Energies (Milwaukee, WI) have received regulatory approvals from three agencies for their partnership at the Presque Isle Power Plant in Marquette, MI. The Michigan Public Service Commission, Public Service Commission of Wisconsin and Federal Energy Regulatory Commission have approved the partnership between the two companies.

Two additional approvals are needed before proceeding with the construction of an air quality control system (AQCS) at the power plant. Wolverine and We Energies are required to obtain approval from the Federal Trade Commission for the transaction. The Michigan Department of Environmental Quality (MDEQ) must also approve an air quality permit for the construction project.

“MDEQ staff members are currently reviewing the permit application,” reports Brian Warner, Wolverine’s vice president of environmental strategy. “We are working closely with them and anticipate a draft permit will be issued later this summer.”

Once a draft air permit for the AQCS is issued, the MDEQ will accept written comments from the public and schedule a hearing in Marquette to provide an oppor-

*If all regulatory approvals are received, Wolverine will invest in construction of the air quality control system. In return, the cooperative will own approximately 30 percent of the plant’s output.*

tunity for additional comments.

“After the hearing, all comments received will be reviewed by the MDEQ, and a decision to approve or deny the permit will be made before the end of the year,” Warner explains.

If all regulatory approvals are received, Wolverine will invest in construction of the AQCS. In return, the cooperative will own approximately 30 percent of the plant’s output. We Energies and its employees will operate both the plant and new AQCS.

The project is proceeding according to the timeline anticipated by Wolverine and We Energies. The companies expected regulatory approvals to take the majority of 2013. Construction of the AQCS is slated for 2014 and 2015, and operation of the

plant with the new controls is scheduled for 2016.

“The new controls will meet state and federal air quality requirements and ensure continued operation of an important source of electric generation in Michigan’s Upper Peninsula,” Warner says. “The Presque Isle Plant is key to electric reliability in northern Michigan.”

Michigan Gov. Rick Snyder voiced support for the project in November 2012 at a news conference held by Wolverine and We Energies in Marquette to announce the partnership.

“The partnership of We Energies and Wolverine Power Cooperative to keep the Presque Isle Power Plant open is good news for the current and future availability of a reliable electric supply for businesses and residents in the Upper Peninsula,” Snyder said. “The agreement will also be good for the economy with more than 100 workers remaining on the job, and for the environment with the plant’s new state-of-the-art emissions equipment.”

The Presque Isle Plant, located on the Lake Superior shore, consists of five coal-fueled units capable of generating approximately 344 megawatts as currently operated. The units were built between 1974 and 1979.



# What Do You Need From Extra AC?

Ask yourself what you want from a supplemental air-conditioning unit before buying one—window units and mini-split heat pumps both have good qualities.

**Q:** *We added a room, but our central air conditioner doesn't cool it well. Our second-floor master bedroom also does not stay cool. Does it make more sense to install a window air conditioner or a mini-split system?*

**A:** This is a common problem, especially for second-floor rooms. Cool air is denser than warm air, so it can drop to the first floor through cracks, gaps and stairs. Second-floor ceilings are also exposed to the hot underside of the roof, and tend to stay warm well into the evening.

Whether you install a mini-split heat pump or a window air conditioner depends on what you need and want. Most people install a window air conditioner to provide extra cooling in a room at a low initial cost, and energy efficiency is not their primary concern. Mini-split heat pumps offer many bonus features (heating and cooling, quiet operation, flexible installation, control) and increased efficiency, but at a higher initial cost.

The main drawback for mini-split heat pumps is cost. A window unit generally sells for under \$300; mini-splits can run to \$1,000 or more, plus the installation cost. Also, unlike a window unit, mini-splits can't be moved once they are installed.

I have a two-story house with a central heat pump. I recently installed an LG Art Cool® mini-split system in the master bedroom. I selected the smaller output 9,000 Btu-per-hour model, which has a seasonal energy efficiency ratio (SEER) of 28 and inverter compressor technology—twice as efficient as the central heat pump. I chose the heat pump version so it can also heat efficiently during winter.

A window air conditioner has all its components—compressor, air circulation fan, condenser fan, etc.—in the cabinet mounted in the window. While it is insulated against heat flow and sound, it still is not ideal for energy efficiency. The newest ones are fairly

quiet, but may still be annoying in a bedroom. When it's not running, more outdoor road noise can also be heard.

A mini-split system is similar to a central air conditioner or heat pump, with the condenser fan, coils and compressor in an outdoor unit, which is flat and small. Mine is mounted high on the garage wall so I can walk under it on an existing walkway.

Some models allow the outdoor unit to be placed up to 100 feet from the room or group of rooms to be cooled or heated. This virtually eliminates indoor noise pollution from these components.

Instead of having the indoor cooling coil in an air-duct system, as with most central air conditioners, the coil is mounted in a fan unit on the wall or ceiling of the room. It's connected to the outdoor unit by refrigerant and electric lines. Only a 3-inch-diameter hole needs to be cut through the wall, and the condensate drain from the evaporator coils can go out through the same hole.

Mini-split systems can also be used to cool an entire house by installing indoor wall units in several rooms. The conditioned air will naturally circulate throughout the house. This is commonly used in homes with baseboard electric or hydronic heat, which lacks a duct system. Installing a duct system for central air-conditioning in an existing two-story house can be an expensive project.

In addition to the high SEER rating, installing a mini-split unit allows for zone cooling of your house, which can also lower your electric bill. In my case, there's no need to keep the downstairs cool all night when I'm in the upstairs bedroom. The mini-split system allows me to set the central heat pump thermostat higher at night so it runs very little. This provides substantial electric-ity savings.

Inverter compressor technology is the newest, most efficient trend in air conditioning. The compressor runs at variable speeds to provide for variable cooling output. Once the room cools down to the thermostat setting,



The indoor fan/coil unit is mounted high on the bedroom wall.

the inverter compressor speed slows to keep the room at that temperature.

The remote control has several modes of operation, including a dehumidification setting for summer, which slows the fan speed so the indoor air is dehumidified more than it is cooled. This is ideal for allergy sufferers who are sensitive to high humidity but don't want a cold room.

There's also a "jet" setting that switches either the heating or cooling mode output and fan speed to high for changing the temperature quickly. This conserves energy because you can turn it on only when you use a particular room instead of keeping the room hot or cold continuously.

## To learn more, visit:

- [energy.gov/energysaver/articles/ductless-mini-split-heat-pumps](http://energy.gov/energysaver/articles/ductless-mini-split-heat-pumps) and
- [energystar.gov](http://energystar.gov) > Products > Find ENERGY STAR Products > Ductless Heating and Cooling

## Companies offering mini-split units:

- **Carrier**, 800-227-7437, [carrier.com](http://carrier.com)
- **Fujitsu General**, 888-888-3424, [fujitsugeneral.com](http://fujitsugeneral.com)
- **LG**, 888-865-3026, [lg-dfs.com](http://lg-dfs.com)
- **Mitsubishi Electric**, 800-433-4822, [mehvac.com](http://mehvac.com)
- **Samsung**, 888-699-4351, [quietside.com](http://quietside.com)

Send inquiries to James Dulley, Michigan Country Lines, 6906 Royalgreen Dr., Cincinnati, OH 45244 or visit [dulley.com](http://dulley.com).

*James Dulley is a nationally recognized mechanical engineer writing about home energy issues for the National Rural Electric Cooperative Association.*



## Prevent Deadly Shocks —

# Check Your Boats & Docks



### **Don't be the common ground between water and electricity!**

Safe Electricity (SafeElectricity.org) urges boat owners to have dockside electrical systems installed by professional electricians guided by the National Electrical Code, and have them inspected regularly to avoid tragedy.

**F**or a fun, safe season on the water, there are items you must legally have on-board your watercraft—life vests, a fire extinguisher, a throwable flotation device, and properly working lights. But the list should not end there when it comes to helping prevent a tragedy, so make sure the boat itself and the dock is safe, too!

July 2012 saw some horrific fatal accidents near boats and docks. A 26-year-old woman was swimming in Lake of the Ozarks and was electrocuted when she touched an energized dock ladder, and a 13-year-old girl and her 8-year-old brother received fatal shocks while swimming near a lighted dock with an improperly grounded circuit.

Two young Tennessee boys died from electric shock while swimming between house boats when current from an on-board generator entered the water through frayed wires under the boat.

In Michigan, a 20-year-old Port Huron man entered the water behind a moored boat and became disabled as he tried to climb onto the swim platform. Friends trying to pull him onboard reported getting shocks. He could not be resuscitated. An investigation confirmed voltage behind the boat, caused by an AC to DC fault in the battery charger that energized the underwater gear; and there was no AC to DC bonding connection.

To help prevent such tragedies, it's important to ensure proper installation and maintenance of electrical equipment and inspect all electrical systems on or near the water. Also, remember that ropes, string, masts and rigging can also conduct electricity.

### **✓ Check your dock and the neighbor's, too!**

Safe Electricity (safeelectricity.org), in conjunction with the American Boat and Yacht

Council (ABYC) and the International Brotherhood of Electrical Workers/National Electrical Contractors Association, recommends these steps:

- At a minimum, all electrical installations should comply with the 2011 National Electrical Code (article 553-residential docks, and 555-commercial), which mandates a ground fault circuit interrupter (GFCI) on all dock receptacles. A GFCI measures the current in a circuit and senses any imbalance, such as a discharge into the water, that trips the GFCI and cuts off the power.

- The GFCI should be tested at least monthly, or per the manufacturer's specifications. Locate the GFCI somewhere along the ramp to the dock so it can be easily found and tested by local fire departments, as needed.

- Metal dock frames should have “bonding jumpers” that connect all metal parts to an on-shore grounding rod. This ensures that any part of the metal dock that becomes energized because of electrical malfunction will trip the GFCI or circuit breaker.

- Neighboring docks can also be a shock hazard to you. Talk to your neighbors about ensuring that their dockside electrical systems are Code compliant and inspected, too.

- All electrical installations should be performed by a professional electrical contractor.

- Docks are exposed to the elements so their electrical systems should be inspected at least once a year.

- Even if you are renting the dock, it is important to notify the owner of any safety violations so they can be fixed immediately.

If the owner will not make the corrections or properly maintain the dock, you might strongly consider moving your boat to another place.

### **✓ Check Your Boat**

When it comes to a boat's electrical system, particularly those with onboard generators, use these tips:

- If you are unsure about how to install something, call an ABYC electrical certified technician.

- Household wire is not suitable for boats, as houses are motionless and generally dry. Even marine-rated wire that is not supported along its length will break with constant motion stress.

- Do *not* use wire nuts or splice connectors! (Wire nuts are for solid conductor wire, which should never be on a boat, and splice connectors can cut wire strands.)

- Fuses are rated to protect the wire, not the stereo. If a fuse blows continuously, it should not be replaced with a larger one just to keep it from blowing again—something else is wrong.

- Have your boat's electrical system checked at least once a year, and also when something is added or removed from it.

Most wet environments are dangerous when it comes to electricity, but related drownings can be prevented by regularly inspecting for ground-fault failure and strictly enforcing the National Electrical Code through frequent pool, dock and boat inspections.





## Marathon Paddler:

Al Widing and Hailey McMahon as they near the finish of the 2012 Spike Challenge race.

Photo - Mark Sloan

## 'Amazing Al' is Ready to Go the Distance

**T**here is little to compare with the spectacle at the start of the annual AuSable River Canoe Marathon. Thousands of cheering fans line the river's banks in downtown Grayling. Their collective din reaches a crescendo when the start gun goes off as racers run to the river's edge carrying their canoes, primed for the 120-mile paddling adventure that finishes well after sunrise in Oscoda.

Al Widing has been among the toned, young athletes for 40 years, so he's the oldest paddler in pack. And when the 2013 AuSable River Canoe marathon begins July 27, the 88-year old Mio resident plans to be there again.

"I am looking forward to it. I'd just love to finish," says Widing in typical, understated fashion, conveying little sense of having become a legend in competitive paddling circles.

Widing's first AuSable marathon was in 1955, and he holds the record for being the oldest paddler to finish. His fastest race was in 1999 when at 74, along with Robert Bradford, of Lapeer, he set the senior division record finishing in 15 hours, 21 minutes and 22 seconds.

Widing and Oscoda paddler, Bob Gillings, also won back-to-back first-place finishes in the 1964 and 1965 Texas Water Safari, a punishing 260-mile marathon billed as "The World's Toughest Canoe Race."

"He's definitely a humble guy," says Ryan

Matthews, of Oscoda, the marathon statistician. "We call him 'Amazing Al', but he hasn't embraced the nickname. He always said he is just an average guy who likes to paddle. But, there is no denying that what he does at this age is amazing."

Widing likes the challenge. The race requires extreme endurance, the ability to sit for hours paddling at a rapid pace, trying to edge out over 70 teams of top professional paddlers from around North America.

The course winds downstream for 120 miles. The race goes on no matter what weather. Paddlers in the money keep a grueling pace of 60 to 75 paddle strokes per minute. They have to navigate in the dark and negotiate the river's natural obstructions along with portaging around dams.

"The toughest part of the race is when I have quit because (my paddling partner) is hurt," Widing says while sitting in the comfort of his den in the home he built along the AuSable River. Widing lives there with his wife, Dorothy, his 12th grade sweetheart and mother of their six children.

Strangely, Widing doesn't consider himself tough. He smiles and says: "Tough' is meat you can't chew. I do it because I like the challenge."

But Hailey McMahon knows another Al Widing. She is the 21-year-old nursing student from Grayling who teamed up with

him for the 2012 AuSable Canoe Marathon.

"Anyone who paddles with Al will tell you he is hard to train with. He pounds out every mile on six-hour training paddles," McMahon explains. "He is an amazing guy and super nice. He has a hard exterior, but if you can get him to laugh, he melts."

A lifelong vegetarian who grew up on a Holly farm and later became a carpenter, Widing remembers his first canoe. It was a beat-up wooden vessel that cost \$25. He and his brother Roy entered the 1955 AuSable Marathon with it, a pair of homemade paddles, and a pocketful of hopes. But their aspirations were dampened just 14 miles downstream.

"We didn't finish," Widing says softly. "We had put a good hole in the bottom. There was water all around our feet."

"It's always fun and funny racing with Al," says Lynne Witte, of Mt. Clemens. Witte is president of the Michigan Canoe Racing Association (MCRA), an organization founded in 1956 and built by Widing and others. "He's headstrong but not hard to get along with. I've paddled in the bow with him.

"Michigan has always been a huge canoe-racing state, and Al brought more than I could ever say to MCRA and the sport of professional paddling. None of us made any real money in canoe racing, but he's won the Texas Safari and that was a big deal."

See [ausablecanoeamarathon.org](http://ausablecanoeamarathon.org) or call 989-348-4425 for details about the canoe marathon.

# Independence



The boy stood on second base waiting for the next batter to get to the plate. He looked towards the outfield and saw a bunch of boys slow their bikes, watching the game from the sidewalk that circled the ball field. Then the chatter started. “Hey batter, batter, batter. Can’t hit, batter, batter, can’t hit, batter, batter.”

There were 14 boys on the field, each team playing without a shortstop and with only two outfielders. The boys, mainly 5th and 6th graders, played baseball every day, all summer long, from morning to night, in this neighborhood park within a few blocks of their homes.

This game was stretching into twilight, with the sun pushing long shadows from the stately elms and maples out past the pitcher’s mound and second base and into center field. There were no lights for the field and it was getting hard to see the ball, no longer white from all the dirt rubbed in it. This would probably be the last inning.

The boy edged off second and joined his teammates in calling for the batter to get a hit. “Watch the ball, watch the ball, get a hit, c’mon, get a hit.”

The volume picked up as both sides kept up the chatter. Then it dropped. Slowed. Stopped. The boy on second base turned around to see that the boys with the bikes were riding right through the outfield, toward the diamond and toward him.

These were the boys from Jesseville, older, bigger and tougher. They had a reputation. It wasn’t good. The boy didn’t move, while the rest of the players gathered in a clump around third base. “What are you guys up to?” asked the tallest interloper.

“What does it look like?” answered the boy.

“Oh, a smartass. Just how smart do you think you are?” asked the tough kid with his shirt collar up as he pushed into the boy’s chest, knocking him to the ground. He straddled the boy’s chest and pinned his arms with his knees, then grabbed a handful of dirt from the base path and rubbed it in his face. “That’ll teach you,” he said.

The boy heard his tormentor’s four friends chanting obscenities above him, but heard nothing from his friends, the other players.

When he was finally let up, the Jesseville boys, outnumbered but unchallenged, taunted the remaining players still huddled around third base and then found their bikes and rode off.

It was near dark. The players walked over to see if the boy was okay. He pushed through them and went to find his glove. The game was over and he wanted to go home. One of the players came to him.

“I tried to get the rest of them to help,” he said, “but couldn’t get them to.”

This wouldn’t have happened in daytime, the boy thought. His grandfather was filling out the last years of his work life as the park’s caretaker, so he quietly watched over the boy, who spent almost every waking moment of many summers in the park, where there were often city-

sponsored activities for kids. The boy was always aware of his grandfather (who never interfered with what the boy did) but didn’t pay much attention to him. He was known as “Parkman” to the kids who lived near close by (something the boy didn’t know until years later). He was a thin, kind man who took care of this block of green as if he were tending his own garden. (In the boy’s earliest memory he is kneeling in a strawberry patch, picking and eating the red fruit while the old man tilled with a hoe the large garden around him.)

In the evenings, though, he was on his own, left to fend for himself like all of the other kids always were.

He found his old Schwinn, hung his glove on the handle bar, and rode through the dark out of the park and then four blocks home.

Later, as he was lying on the living room floor playing a dice baseball game he had created with friends, his mother asked him what happened at the park.

“I got in a fight,” he said.

“Did you get hurt?” she asked.

“I’m okay,” he sobbed.

Then, life changed when Little League came to town. The summer days of care-free wandering, pickup games and learning the ways of the world on your own turned into structure, uniforms and adult supervision. We gave up the freedom to grow for the safety of organization.

*Mike Buda is editor emeritus of Country Lines. Email him at [mike.f.buda@gmail.com](mailto:mike.f.buda@gmail.com) or comment on his columns at [countrylines.com/ramblings](http://countrylines.com/ramblings)*







# Designer METAL ROOFING!

## SHOWCASE HOMES Wanted!

\*We would like to use your home to showcase a beautiful American Metal Roof. Qualified homes can earn big discounts off the price of an American. Call today to see if your home qualifies. Call Jenn at:

**1-888-221-1869**

Note: Not all homes will qualify.

Place your  
home here!

**Senior  
& Veterans** Discounts  
Available!

Rustic in Forest Green

Get Special  
Offers at

See our Photo Gallery and Join our **SWEEPSTAKES** at  
**[www.AmericanMetalRoofs.com](http://www.AmericanMetalRoofs.com)**

Visit the American Metal Roofs Showrooms at

6140 Taylor Dr, Flint, MI 48507 and 1875 Lansing Rd, Charlotte, MI 48813



**888-221-1869**



Find us on Facebook  
[fb.me/AMRmichigan](https://fb.me/AMRmichigan)



## IS METAL ROOFING THE BEST OPTION FOR YOUR CHURCH?

ONE OF OUR CHURCHES PROVED IT!

*Dozens of Michigan churches have found that installing an American Metal Roof can save thousands of dollars in future roofing related expenses. One church we worked with conducted their own independent 50 Year Cost Analysis. The result? Proof positive of the long term savings offered by an American Metal Roof. Contact us today about a church roof and we'll give you a copy of their 50 Year Cost Analysis to study and compare with your church's situation. We believe you'll see what they saw; investing now for long-term savings is a wise use of precious resources. Whatever it takes, American Metal Roofs will design a program to fit the needs of your church. We Promise.*





Ontonagon County Rural  
Electrification Association

## How a Co-op Works For You.



## We Get Our Power From You.

Your electric cooperative is a special organization. Instead of out-of-town stockholders, we're owned by the people we serve. Instead of sending money out of town, we give back to the communities we serve. Most important, our consumers are our source of power and direction. You see, we're not just your electric service. We're your friends and neighbors. From the lineworkers to the board of directors. That's why all of us here at your electric co-op work so hard to deliver the best and most affordable electric service possible. We know that we can't deliver electricity without getting the power from you.

**ONTONAGON COUNTY REA**

*We Get Our Power From You.*