

# Michigan

## COUNTRY LINES



*Readers' Recipes*

## Holiday Desserts

**3** Volunteers Needed  
For New Committee!

**6** How To Save Energy  
During The Holidays

**7** Long-Time Employees  
Have Interesting Stories



# FURNACE ENVY

Today's fossil fuel furnaces and air conditioners simply can't "measure up" to a 7 Series geothermal comfort system from WaterFurnace. The 7 Series 700A11 is the **first variable capacity geothermal system available to homeowners and sets a new standard for performance, surpassing both the 41 EER and 5.3 COP efficiency barriers.** A WaterFurnace system taps into the **free, renewable supply of energy** found in your own backyard to provide superior heating and cooling comfort and **savings up to 70% in energy costs.** With added benefits like safe, clean, quiet, reliable operation, it's plain to see that a 7 Series makes **ordinary units seem small by comparison.** For more information, contact your local WaterFurnace dealer today. Also, ask about an equipment upgrade with the 7 Series Performance Monitoring Package, with future Wi-Fi communication connection.

## YOUR LOCAL WATERFURNACE DEALERS

**Bad Axe**  
B & D Htg  
(989) 269-5280

**Berrien Springs**  
WaterFurnace  
Michiana  
(269) 473-5667

**Big Rapids**  
Stratz Htg & Clg  
(231) 796-3717

**Caro**  
AllTemp Comfort, Inc.  
(866) 844-HEAT (4328)

**Carsonville**  
Certified Temperature  
Innovations  
(810) 300-7748

**Charlotte**  
Applegate Home  
Comfort  
(517) 541-8013

**Clifford**  
Orton Refrig & Htg  
(989) 761-7691

**DeWitt**  
S & J Htg & Clg  
(517) 669-3705

**Elk Rapids**  
K & K Htg & Clg  
(231) 264-8323

**Gaylord**  
Family Htg & Clg  
(989) 732-8099

**Grand Rapids**  
Montgomery Htg & Clg  
(616) 459-0261

**Grand Rapids**  
Total Comfort  
Resource, LLC  
(616) 406-3182

**Hart/Ludington**  
Adams Htg & Clg  
(231) 873-2665

**Ionia**  
Home Experts  
(800) 457-4554

**Jackson**  
Comfort 1 Htg/  
Lenawee Htg  
(517) 764-1500

**Kalkaska**  
Kalkaska Plmb & Htg  
(231) 258-3588

**Lapeer**  
Porter & Heckman  
(800) 445-4328

**Manistique**  
Hoholik Enterprises  
(906) 341-5065

**Marquette**  
Swick Plmb & Htg  
(906) 228-3400

**Mount Pleasant**  
Walton's Htg & Clg  
(989) 772-4822

**Muskegon**  
Adams Htg & Clg  
(231) 873-2665

**Onaway**  
Standard Htg  
(989) 733-8309

**Palms**  
Lakeshore  
Improvements  
(989) 864-3833

**Sault Ste Marie/  
Kinross**  
Great Lakes  
Services Inc.  
(906) 632-5543

**Traverse City**  
Geofurnace Htg  
& Clg  
(231) 943-1000

**Traverse City**  
D&W Mechanical  
(231) 941-1215

**Webberville**  
Applegate Home  
Comfort  
(800) 377-2272



visit us at [waterfurnace.com](http://waterfurnace.com)



Executive Editor  
Casey Clark

Editor  
Gail Knudtson

Design Editor  
Cindy Zuker

Publisher  
Michigan Electric  
Cooperative  
Association



8



10



12

## DEPARTMENTS

**4 Readers' Pages**  
Letters, mystery photo,  
phone scams, and  
more!

**16 Home Cooking**  
Holiday desserts  
*Christin McKamey &  
Our readers*

**20 Wolverine Power\***  
MDEQ issues draft air  
quality permit  
*Nancy Tanner*

**22 Safety**  
Safety tips for using  
portable generators

## COLUMNS

**10 Our Energy**  
Generation series:  
Biomass fuels  
*Scott Gates*

**11 Gardening**  
Plants for a cause  
*Neil Moran*

**14 Family**  
Teaching kids gratitude  
*Linda Wacyk*

**21 House & Home**  
Sizing up storm doors  
*James Dulle*

**24 Ramblings**  
Friendly skies  
*Mike Buda*

## FEATURES

**8 Our Energy**  
Home energy efficiency  
makeover  
*Magen Howard*

**12 Michigan-Made**  
Croff Craft custom  
driftboats  
*Howard Meyerson*

**15 Winter Wise**  
Home heating  
assistance programs

Michigan Country Lines, USPS-591-710, is published monthly, except August and December, with periodicals postage paid at Okemos, MI, and additional offices. It is the official publication of the Michigan Electric Cooperative Association, 2859 W. Jolly Rd., Okemos, MI 48864.

Subscriptions are authorized for members of Alger Delta, Cherryland, Cloverland, Great Lakes, HomeWorks Tri-County, Midwest Energy, Ontonagon, Presque Isle, and Thumb electric cooperatives by their boards of directors. Subscriptions for nonmembers are \$6 per year.

POSTMASTER: SEND ALL UAA TO CFS.

Letters to the editor should be sent to Country Lines, 2859 W. Jolly Rd., Okemos, MI 48864. Phone 517-913-3531. Email: [gknudtson@meca.coop](mailto:gknudtson@meca.coop).

Association officers are **Ken Swope**, Midwest Energy, chairman; **Robert Schallip**, Cloverland, 1st vice chairman; **Jon Zickert**, Cherryland, 2nd vice chairman; **Eric Baker**, Wolverine Power, secretary-treasurer; and **Tony Anderson**, Cherryland, past chairman. **Craig Borr** is president and CEO.

Unsolicited letters, photos and manuscripts are welcome. *Country Lines*, however, will not be responsible for their safe keeping or return.

The appearance of advertising does not constitute an endorsement of the products or services advertised.

Change of Address: Please notify your electric cooperative. See page 2 for contact information.

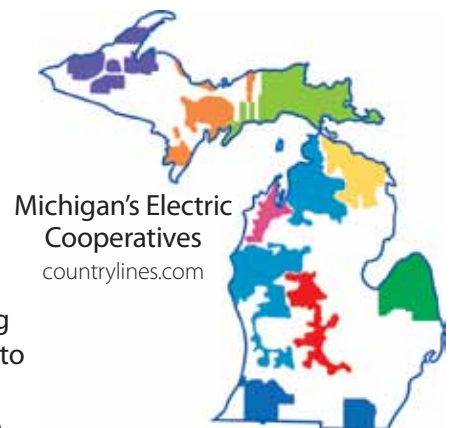
## YOUR CO-OP

Pages specific to your electric cooperative:  
cover, 2-3, 6-7, 18-19,  
22-23, back  
\*Not in all editions

## On the Cover\*

Cook up some holiday fun with your family by trying some dessert recipes sent in by our readers. Thanks to all who sent in recipes in 2013!

Photo – Robert Bruce Photography/[robertbrucephotography.com](http://robertbrucephotography.com)





## BOARD OF DIRECTORS

### Mike Nason, Big Bay

District # 1 - Big Bay

906-360-1477 • [mnason9993@charter.net](mailto:mnason9993@charter.net)

### Sam Simonetta, Deerton

District # 2 - Harvey-Deerton

906-892-8504 • [lcellc@hotmail.com](mailto:lcellc@hotmail.com)

### Nancy Gardner-Platt, Grand Marais

District #3 - Grand Marais

906-494-2772 • [rlnkgard@jamadots.com](mailto:rlnkgard@jamadots.com)

### Bessie Anderson, Menominee

District # 4 - Palestine

906-864-1468 • [bessomay@gmail.com](mailto:bessomay@gmail.com)

### Kevin Webber, Wilson

District #5 - Gourley, Labranche & Cornell

906-639-2937

[kevinwebber.2937@gmail.com](mailto:kevinwebber.2937@gmail.com)

### Paul Sederquist, Daggett

District #6 - Nathan, White Rapids

906-753-4484 • [seder@dreamscp.com](mailto:seder@dreamscp.com)

### Gail Petersen, Rapid River

District #7 - Stonington

906-474-6572 • [gjspetersen@gmail.com](mailto:gjspetersen@gmail.com)

### Nick Denessen, Rapid River

District #8 - Isabella

906-644-7171 • [nden@bbbmi.com](mailto:nden@bbbmi.com)

### Ron Oberg, Manistique

District #9 - Hiawatha & Maple Ridge

906-573-2551

[director9-algerdelta@jamadots.com](mailto:director9-algerdelta@jamadots.com)

### Tom Harrell, General Manager

[tharrell@algerdelta.com](mailto:tharrell@algerdelta.com)

### Office Headquarters:

426 North 9th St., Gladstone, MI 49837

### Office Hours/Phone:

M-F, 7:30 a.m. – 4 p.m. EST

906-428-4141 • 1-800-562-0950

FAX: (906) 428-3840 • [algerdelta.com](http://algerdelta.com)

[algerdelta.com](http://algerdelta.com)

## MANAGER'S MESSAGE

# Energy Theft — That's No Way to Save

**E**nergy is in the news every day. You can't pick up a newspaper or watch TV for very long without hearing an energy-related story. Everyone is more energy conscious and aware of the costs of consuming energy. Whether you're talking about a household budget, a small business, or the corporate environment—everyone is trying to figure out how to be more energy efficient, reduce consumption, and cut the cost.

Reducing cost is an admirable pursuit and can be achieved by turning off lights, using timers and motion sensors, turning down the thermostat, upgrading to energy efficient devices, and many other actions. Everyone applauds these methods because they pay dividends to all electric co-op members.

And, while most people seek legitimate, technically sound ways to reduce their energy consumption, it isn't always like that. Sometimes, people resort to energy theft.

Energy theft is risky, unsafe and illegal. Besides, stealing energy produces exactly the opposite effect as conservation and efficiency. For example, some may think that if a person doesn't have to pay for it, they might as well use as much as they want—right? However, somebody does pay, and unfortunately, it is the honest members who end up paying.

Energy theft is no different than shoplifting. The cost of lost merchandise—in this case, electricity—is passed on to the rest of the consumers, who are also friends, families and neighbors in their community! By consuming more and not paying for what they use, energy thieves drive up the cost for all of the co-op's other members. The energy thief succeeds in undoing what the conscientious member is trying to accomplish.

### Risky Business!

Alger Delta Cooperative is also greatly concerned about the safety of our employ-

ees and the public at large. But people who steal electricity are not concerned with safety—either theirs or anyone else's.



**Tom Harrell**  
General Manager

Energy thieves often begin by breaking security devices in order to gain access to energized electrical equipment that is owned and operated by the co-op. The Occupational Safety and Health Administration (OSHA) requires utility personnel who install, operate or maintain electric distribution equipment to undergo specialized training to recognize work-related hazards.

These qualified personnel are also required to use special safety-related practices, tools and protective equipment when working on or near energized parts. These safety requirements are rigidly enforced by Alger Delta's management, OSHA, and other regulators.

Qualified employees routinely work on

***Energy theft is no different than shoplifting—the cost of lost merchandise is passed on to the rest of the consumers.***

or near lines and equipment that may be energized at voltages ranging from 120 to 69,000 volts. Many times, energy thieves are not even aware of the voltage to which they, and others, may be exposed due to their unsafe actions.

### Busted!

Energy thieves eventually get caught. Somebody—usually a co-op employee—notices something unusual about the meter or the billing, and the theft is revealed. When energy thieves are busted, they have to pay. Utilities have the legal right to collect for the stolen energy and time spent investigating and correcting the energy theft. There is no “getting away with it.”

Energy theft is not only risky, unsafe and illegal, it won't help “make ends meet” or reduce energy consumption. It is a bad plan with a bad ending, and that's no way to save.

## Notice of the formation of, and request for volunteers for Alger Delta Cooperative Electric Association's

# Advisory Committee on Efficiency, Renewables and the Environment

### CHARGE – The Committee Shall:

- Investigate opportunities for encouraging energy efficiency (EE), renewable energy (RE), and environmental responsibility among our member-owners, staff, and the cooperative entity.

- Make recommendations to the Board of Directors (BOD) and provide substantiation for those recommendations that will encourage their implementation.

- Propose other opportunities for monetary savings or increased revenue through efficient procedures and use of materials, including the concept of “Reduce, Reuse, Recycle.”

### FORMATION –

#### This VOLUNTARY Committee shall consist of the following members:

- One member of the Alger Delta Cooperative Electric Association (Alger Delta) BOD, who shall act as the Committee Chairperson (as designated by the BOD).

- Up to one member-owner in good financial standing from each district, including the Chair's district (up to 10 total committee members).

- ♦ If there is limited interest (four or fewer districts have interested members), seat(s) on the committee may be open to other Alger Delta members-at-large.
- ♦ Member-owner does not have to be net-metered or co-generate, though knowledge of and/or interest in RE co-generation or energy efficiency is preferred.

Responses of interest should be sent by email to [admin@algerdelta.com](mailto:admin@algerdelta.com). Please write ADVISORY COMMITTEE in the subject line. Alternatively, you may mail a letter of interest to Advisory Committee c/o Alger Delta Cooperative, 426 N. 9th St., Gladstone, MI 49837. Include your name, phone number, and district name or number. All notices of interest must be received by 12/13/13.

If there is interest by more than one member of a district, that district's seat on the committee will be chosen by random drawing at the December BOD meeting.

Questions about the committee, its purpose, formation, etc., can be addressed to the committee Chair, Sam Simonetta, by phone at 892-8504 or by email to [lcellc@hotmail.com](mailto:lcellc@hotmail.com). Please write ADVISORY COMMITTEE in the subject line. Committee members will be notified by the committee Chair before 12/21/13 by phone.

### Committee Organization and Guidelines:

- **Chair:** Chosen by BOD.
- **Vice-Chair:** Volunteer elected by the committee members after formation.
- **Term:** One year, after which member-owners of a district may re-volunteer. Notice of the opportunity to volunteer shall be made through Country Lines magazine and one bill insert every year the committee is

active. New volunteers will be chosen at random when there is interest from multiple member-owners in the same district.

- **Meeting Location:** Alger Delta Headquarters, Gladstone, MI, or a business location chosen by popular vote of committee members.

- **Frequency:** Quarterly meeting, with date/time set by popular vote. First meeting to be held on 1/8/14 at 6:30 p.m., or at a time convenient for the majority of members.

- **Attendance:** Physical attendance is preferred, but audio/video conferencing will be allowed to the extent available at Alger Delta headquarters. Members are allowed to miss two meetings per year, after which that district's seat on the committee will be opened to a new member from that district.

- **Compensation:** This is a VOLUNTARY position. Travel only (from the address of the member's Alger Delta electric service); reimbursed at standard federal mileage reimbursement rate.

## Your Co-op Seeks Committee Members

Co-op creates new Advisory Committee on Efficiency, Renewables and the Environment.

Alger Delta Cooperative was formed in 1937 by woodsmen and farmers—the Upper Peninsula's original environmentalists. And, your cooperative's current management and board of directors believes it's important to *stay* connected to our history while exercising environmental stewardship that addresses today's concerns.



That's why we are seeking co-op member volunteers to serve on a new committee that will focus on energy efficiency, renewable energy, and environmental issues. The committee will meet quarterly beginning in 2014, and its purpose will be to help your electric co-op identify and take advantage of existing and emerging opportunities to promote energy efficiency and environmental responsibility.

For complete details on this exciting opportunity, see the official call for volunteers and committee guidelines on this page.

## Letters & More

Reader letters, Mystery Photo, phone scams and more. It's all here on your Readers' Pages.



### Crisp Point Light

The [Sept. mystery] photo is Crisp Point Lighthouse, located on Lake Superior, 14 miles west of Whitefish Point. By car, it's accessible by following County Road 412 "forever" (about 18 miles off the main road). Our last visit was for our 45th anniversary in June 2012. Just after the Duck Lake fire in Luce County that threatened the whole area, CR 412 was the fire break line.

Built in 1904 as part of the U.S. Life Saving Station (USLS), it was part of a building complex established in 1878. The Light was automated in 1947. It is now manned by volunteer keepers. In 1965, all the USLS buildings and keepers' quarters were razed by the Coast Guard. Only the lighthouse and a reconstructed fog-signal building remain today. The light was deactivated in 1989, but is being restored and maintained by volunteers. Threatened by shoreline

erosion, it was once listed as the most endangered lighthouse on the Great Lakes. Much effort was put forth by the "Save Crisp Point Lighthouse" group, for a job well-done. Thanks for featuring one of the most remote land lights in Michigan.

– *Mary Ellen Krieg, Big Bay Alger Delta Cooperative*

This little light has come a long way. Not that long ago, I stood with my dad at the base of it, thinking Lake Superior only needed a few more feet and that tower would be hers. I spent many free weekends, as did my siblings, dad and many more volunteers keeping Lake Superior at bay. Thanks to many, this light is now much more accessible than it was the day I stood at Crisp's tower watching the waves lash her base.

– *Dianna Koteskey, Boyne City Great Lakes Energy*

Crisp Point Light is a favorite place that we visit at least once a year. They have raised enough money to build a gift shop with bathrooms (all solar powered) and they just installed the light and stones on the eastern shore to help stop erosion. It is a great place!

– *Cindy Miller, Ravenna Great Lakes Energy*

### Getting Green...Again

While reading your September recycling issue, I was inspired to try, try again. My first attempt to get "green" was in the late '80s. I thought I could

simply be a good example to my children by making it fun and educational, as my sixth grade teacher had at the beginning of my conservation era. Those concepts were similar to what my father ingrained in us at home. We were expected to make sure we left a room better than we found it, and no shirking. Unfortunately, what worked for our family's version of conservation probably wouldn't have worked for society.

To error on the fun side, we set up bins in the garage. As our children grew into teen-hood, crushing cans was a good vent for them. Then the novelty wore off and we moved, and my plans were lost amidst packing. Excited to get my act together, I called our disposal company and asked how to get rid of batteries (I collected a milk gallon full) only to be told it was best to just put a few in our garbage can per week. The not-so-merry-go-round of recycling fizzled again. If only there was a "Crash My Bin" series for us recycling wanna-be's.

Now our kids are on their own, and hopefully recycling. I thought recycling would be easier as empty nesters. Not! We've made our last move, edging toward retirement. Yet, here I am back at the starting line reading an article that encourages me to try again. I read it several times and decided that instead of trying to race with what seems like Olympic conservationists, I will be content to be my own shade of "green." I may not

be the deep-green oxygen-rich "rally the community with style" type, nor will I be the barely-green slug that snarls at any form of segregated refuse. I will inch my way into leaving things better than I find them and fight against becoming a shirker, 'cause that would be, you know, yellow.

– *Sylvia Zion-Harris Midwest Energy*

### Shale Gas Story

Your "Shale Shock" article [October] failed to mention the costs that are not yet being met by the fractioning drillers. Below-ground fresh water consumption by the fractioning process threatens, in some cases, the ground water supply for neighboring homes and farms. Contamination of surface water sources by undefined effluent is real and very serious and damaging to human beings and other animals for great distances downstream. These costs MUST be borne by the drilling companies, and the ultimate cost will be passed on to individual and corporate consumers. Please publish!

– *Rev. William Fleener Sr., New Era, Great Lakes Energy*

I was disappointed in the way your article 'glossed' over the impact of hydro-fracking in the quest for natural gas. I recently read these statistics:

Hydro fracking is responsible for the following: 450,000 tons of air pollution produced in one year; 250 billion gallons of fresh water used since 2005; 360,000 acres of land degraded



### ◀ DO YOU KNOW WHERE THIS IS?

Every co-op member who identifies the correct location of the photo at left by **Dec. 10** will be entered in a drawing for a \$50 credit for electricity from their electric cooperative.

**We do not accept Mystery Photo guesses by phone!** Email [mysteryphoto@countrylines.com](mailto:mysteryphoto@countrylines.com); enter your guess at [countrylines.com](http://countrylines.com); or send by mail to *Country Lines Mystery Photo*, 2859 W. Jolly Rd., Okemos, 48864. Include your name, address, phone number and name of your co-op. Only those sending complete information will be entered in the drawing. The winner will be announced in the Jan. 2014 issue.

The September contest winner is Mary Lapinski of Mason, who correctly identified the photo as Crisp Point Lighthouse in Luce County on Lake Superior.



Photo - Jayne Graham

September photo

since 2005; 100 million metric tons of global warming pollution since 2005.

Those 250 billion gallons of fresh water are contaminated and lost to our use forever. Can we afford that? I think you owe it to your readers to disclose ALL the facts, not just the ones that support your argument.

– Duane De Vries, Newaygo Great Lakes Energy

*concerns about the environment. Our main objective is providing you with safe, affordable, dependable electricity in the most environmentally-sound manner possible.*

*In its fact sheet, “Questions and answers about hydraulic fracturing in Michigan” ([tinyurl.com/o2yfr8j](http://tinyurl.com/o2yfr8j) or call 800-662-9278), the Michigan Department of Environmental Quality (MDEQ) provides answers to the concerns noted in your letter(s). One section notes that, “Many people are surprised to learn that 99.5 percent of ‘fracking fluid’ is water and sand.” Chemicals comprising the other .5 percent are also listed.*

*Michigan has some of the nation’s most protective regulations governing oil and gas development, and are updated regularly. New rules, developed with public input, were released just this week that strengthen regulation and provide some answers to citizen concerns.*

*The MDEQ also notes that fracking has been used on over 12,000 wells here for over 50 years “without any consequence to the environment or public health.”*

**Editor’s Note:** Thank you for taking time to write. The natural gas article wasn’t intended to have a pro/con focus. Rather, it’s part of a series on how various fuels (including coal, nuclear, wind and other renewables) are used to generate electricity. It also shares the fact that natural gas use is increasing and predicted to majorly impact America’s energy future. Particularly, due to new emissions standards, power plants are moving away from burning coal and towards gas because most newer gas facilities produce emissions within range of the law limits.

Based on scientific research and facts, electric co-ops support natural gas exploration, but also recognize co-op member

## Scams Targeting Consumers Increase

The number of phone scams trying to get money and personal information from unsuspecting victims is increasing, reports the Better Business Bureau (BBB). Callers pose as representatives of utilities, Medicare, law offices, charities and even the BBB. Some scammers have even shown up at homes, demanding payments.



Electric co-ops are also being warned of increasing scams that target both the utility and their members, reports Timothy Johnson, deputy chief member counsel for the National Rural Electric Cooperative Association (NRECA).

The newest is a text message telling a co-op member their electric account has been hacked and asks them to text back “send now” to reactivate it. Immediately delete this type of text without replying, and call the co-op (preferably on a different phone). Texting back could completely compromise personal identification information.

Another scare-tactic is a call claiming your power will be cut off if you don’t immediately pay the bill over the phone with a credit card. Utilities nationwide are reporting similar scams. Sometimes they instead ask you to make a payment through a third-party pay system or by getting a prepaid debit card. Others may say you have an unpaid credit card or traffic ticket and threaten legal action if you don’t pay immediately.

In almost every situation, fraud experts say you should always be the one to initiate a call where you need to give personal information. It’s your money and your identity, so ask questions and stay alert.

If it’s utility-related, also contact your local electric co-op or other provider to report the incident. By calling directly, you can talk to a service representative who will confirm your bill and let you know of any problems with your account.

Your electric co-op will not call or email for your account number or password. Also, don’t trust caller ID to show a location because scammers use internet calling technology that may not reflect where they really are.

### Here are other tips from the Better Business Bureau:

- Always confirm that you are speaking to a legitimate company representative. If there’s doubt, hang up and call the company back by using the phone number on your bill (not a number the scammer may have provided).
- Be wary of demands for immediate payment or in forms that are hard to trace, such as Western Union or MoneyGram.
- Never give your credit card, debit card, Social Security, ATM, checking or savings account numbers to anyone who comes to your home or asks for information by phone, text, or email. You should always be the one to initiate such transactions.
- Never allow anyone claiming to be a utility service person into your home unless you made an appointment and they show proper identification. Contact police if you become concerned for your safety.

If you have any concerns about calls or visits from utility representatives, please call your local electric co-op at the number on your bill immediately.



### Energy Efficiency

#### Tip of the Month

Consider using solar lights for outdoor lighting. Solar cells convert sunlight into electricity that can be stored in a battery and tapped at night to make light. Check manufacturers’ instructions to make sure your solar lights are situated to receive sufficient sunlight to recharge each day.

– Source: U.S. Department of Energy

**HOW TO SEND A LETTER** Readers are encouraged to submit thoughtful, courteously-worded letters, and we print as many as possible in the space and time allowed.

Country Lines reserves the right to print letters at the publisher’s discretion, based on length, space and content, and to edit slightly for space and facts. Please limit comments to 240 words or less. Submit by posting online at [countrylines.com](http://countrylines.com), email [gknudtson@meca.coop](mailto:gknudtson@meca.coop), or mail to: Editor, Country Lines, 2859 W. Jolly Rd., Okemos, MI 48864.

#### HOW TO CHANGE YOUR MAILING ADDRESS

Please call or mail information to your electric co-op, as they maintain the mailing list. See page 2 for your co-op’s contact information.

# Save Energy While Enjoying the Holidays!

Chances are you're already planning your festivities and pondering that gift list. But there is one thing you may not have thought about yet—your energy use. The holidays are one of the most energy-intensive times of year, but making even small adjustments can turn into big savings! Read below to find out how Alger Delta's Energy Optimization program can help.

**1. Deck the halls with LED lights.** Light-emitting diode (LED) holiday lights are a hot item for many reasons. They use up to 90 percent less electricity and last up to 10 times longer than standard bulbs, produce almost no heat, and are nearly impossible to break.

**2. Be smart about lights.** Wait until it gets dark to turn on your holiday lights and turn them off before going to bed. Or, put them on a timer to automatically save energy and money.

**3. Choose energy-efficient electronics.** Any equipment with a plug comprises, on average, up to 15 percent of your electricity use. When buying electronics this holiday (plan on surprising your spouse with a new



water heater?) or anytime, shop the ENERGY STAR® label. You'll get all the same features plus proven, long-term energy savings.

**4. Become an efficient chef.** No, we're not talking about cranking out 50 pounds of peanut brittle in an hour. It's easy to become an energy-efficient cook! First, preheat your oven as late as possible—there's no sense in wasting heat while you gather ingredients. Second, don't open the oven door to check on your treats—use the oven light instead. Opening the oven door lowers the temperature by as much as 25 degrees, increasing cooking time and wasting energy.

**5. Turn down the thermostat when you have guests.** With extra warm bodies in the house, you won't need to crank the heat. Save energy and keep your guests comfortable by turning down the thermostat. Also, remember to lower the thermostat when you're asleep or away. **BONUS:** Get an Energy Optimization rebate with a programmable thermostat.

**6. Give your appliances a vacation.** Before heading off to grandma's house,

unplug as many appliances as possible because many of them continue using energy even when they are turned off. You can also safely lower your thermostat to 55 degrees and turn your water heater to the lowest setting.

**7. Take advantage of rebates.** Before ringing in the New Year, take advantage of 2013 Energy Optimization rebates and tax credits! There are many options available for residents, businesses and farms.

Rewards are available on countless energy-efficient products, including:

- Lightbulbs
- Furnaces
- Water heaters
- Refrigerators
- Washing machines
- Clothes dryers
- Commercial equipment
- Farm systems
- Smart power strips



Visit [michigan-energy.org](http://michigan-energy.org) to view current incentives or call 877-296-4319 for details.



## Claim your rewards before 2013 is GONE!

Looking for ways to save money this holiday season and beyond? Alger Delta Electric's Energy Optimization program offers rebates on LED holiday lights, ENERGY STAR® appliances, smart power strips and more. **Take advantage of holiday sales AND Energy Optimization rebates** to save now and into the New Year.

**ENERGY TIP: Make your energy efficiency purchases by December 31, 2013, before rebates run out and tax credits expire.**

ONLINE: [michigan-energy.org](http://michigan-energy.org) PHONE: 877.296.4319



Energy Optimization programs and incentives are applicable to Michigan service locations only. Other restrictions may apply. For a complete list of participating utilities, visit [michigan-energy.org](http://michigan-energy.org).





From left:  
Shannon  
Bruce, Terry  
Barron, Pat  
Godfrey and  
Rich Grzyb.

## Long-time Co-op Employees Have 108 Years of Experience, Many Stories

“It’s a good place to work,” says Rich Grzyb. And he should know. The lead lineman/meter technician has worked for Alger Delta Cooperative for 41 years. He and three other employees were recently recognized for long-time service and dedication to the cooperative. Rich, along with Terry Barron, a journeyman lineman/staker; Pat Godfrey, lead lineman; and Shannon Bruce, stock/work order clerk, offer a combined 108 years of knowledge and experience.

A lot has changed since the linemen were first hired. Rich recalls the days when they had to set poles by hand. “We did a lot of blasting with dynamite,” he adds. It’s dangerous work, and not for the faint-of-heart. He notes the time he lit a short fuse and turned around to see his partner high-tailing it down the road.

“Everything was a lot more labor intensive,” Terry agrees. “The equipment has improved a lot and safety has really, really improved.” For example, overhead lines were the norm in the past, and “Now there are more underground lines being installed. That cuts down on outages.”

Asked about her most crowning moment, Shannon recalls, “how excited I was when I passed my Class A CDL [commercial driver’s license].” Terry remembers the first pole he ever climbed. And, while Pat keeps the details of his most memora-

ble episode to himself, you might want to ask him when he’s in your neighborhood.

All four employees appreciate the benefit of working outdoors and “meeting different people every day,” Terry explains.

Shannon loves “being outside on the forklift.”

“I get my own truck,” Pat adds.

And, Rich likes “seeing how happy people are when the lights come back on. We get cookies!” he says, noting that chocolate chip is his favorite.

What’s brought the members of this hard-working crew the greatest satisfaction? “Running our outpost in Christmas, Michigan, for 10 years,” Pat says.

“It’s neat to see some of the jobs you designed,” Terry adds. Rich agrees, citing Alger Delta’s AMR (automatic meter reading system). “I designed and built it,” he adds. Shannon also lent a hand with that project, as well as “setting our system up so we can accept members’ credit card payments automatically.”

They’ve each gone above-and-beyond the call of duty. Rich and Terry provided first aid and directed traffic after witnessing a serious accident. Rich recalls a severe winter storm when an elderly couple were stuck in the middle of the road. “I pulled them out and made sure they got home safe. They were so appreciative.”

Pat has helped more than his share

of members out of ditches. And, Shannon remembers the time a major outage frightened an elderly woman. “The girls in the office and I stayed on the phone with her and called 911 to make sure someone came to her assistance.”

When he’s not working, Rich enjoys “going to camp, hunting, and playing with my backhoe.” The latter hobby prompted Pat to boast, “I’ve got more equipment than you do. We’ll have to bring our toys to the same pit sometime.” Terry, on the other hand, likes “radio-controlled airplanes, restoring old cars, and following my daughter in basketball at Lakeland College.”

And Shannon is a “big time soccer and wrestling mom” to seven—count ‘em, seven!—kids who could form their own team. Her only “me” time consists of a Thursday night billiards league.

How have their jobs changed them? “I aged 40 years!” Rich jokes. On a more serious note, Shannon replies, “It’s made me have a lot more respect for linemen’s jobs and just the power of electricity.”

After listening to these four individuals share their Alger Delta memories, it’s clear they’re not just nameless employees. They’re good folks to know.

*Lois Corcoran is a long-time freelance writer for the Daily Press and serves as secretary to the Alger Delta Cooperative Board of Directors.*

# Extreme Efficiency Makeover

## Wrap your home in savings.

**E**xtrême home makeovers can update your living space, but an energy efficiency makeover will ensure your home performs at its peak. Everything from “low-hanging fruit,” like swapping out lightbulbs, to “bigger ticket” items such as replacing appliances with newer, energy-saving models is fair game.

### Finding ‘Energy Hogs’

If you’re ready to take on a home efficiency makeover, the first step is to call your local electric co-op about an energy audit.

Your electric co-op or a qualified, licensed contractor can conduct blower-door tests or even imaging tests with an infrared camera.

less energy than a traditional incandescent bulb, lasts up to 10 times longer, and can save about \$40 in energy costs over its lifetime. Light-emitting diodes (LEDs) can last even longer, but costs are still high although they keep dropping as the technology becomes less expensive to produce.

A word of warning when purchasing new types of bulbs: You generally get what you pay for.

“Some manufacturers exaggerate claims of energy savings and lifespans, and cheaper models probably won’t last as long as higher-quality bulbs,” says Brian Sloboda, senior program manager for the Cooperative Research Network, an arm of the Arlington, Va.-based

dryer vents, and fans, and weather strip around doors.

There are also some not-so-obvious places for air to flow in and out of your home, notably outlets and behind switch plates. To see if you have air flowing through your outlets or switch plates, light a stick of incense, hold it in front, and watch for the smoke to be disrupted. You can find special sealing kits for outlets and switch plates at home improvement stores.

And don’t forget about applying weather stripping around your attic hatch or pull-down stairs. You may also want to install an insulator box to place over the opening. A kit costs around \$40.



Source – Polk Burnett Electric Cooperative

Infrared cameras can help energy auditors pinpoint areas of air loss.



Source – Boone Electric Cooperative

Sealing up cracks and joists in your attic will help your insulation do its job. Additional or a different type of attic insulation might also be necessary for the roof.



Sealing leaky ductwork will go a long way to improving your home’s energy efficiency.

Blower-door tests find out how much air your home loses every hour, while infrared cameras can more accurately pinpoint where your home loses air. Common culprits include windows, doors and roofs, but air loss can occur in small and innocuous places, such as recessed canister lights and outlets, too.

Next, evaluate your appliances, HVAC (heating, ventilation and cooling) system, and even landscaping for more opportunities.

### Lighting

An ENERGY STAR®-qualified compact fluorescent lightbulb uses about 75 percent

National Rural Electric Cooperative Association. “If you look for the ENERGY STAR label, that means the bulb exceeds minimum efficiency standards as tested by the federal government.”

He adds: “The best way to benefit is to purchase a more energy-efficient lightbulb the next time you need one.”

Visit [energysavers.gov/lighting](http://energysavers.gov/lighting) to learn about other lighting options.

### Seal Air Leaks

A tube of caulk and a roll of weather stripping can go a long way toward saving money on your electricity bill. Caulk around windows,

Sealing up cracks and joists in your attic will help your insulation do its job. But if an infrared scan reveals heat loss through the roof, additional or a different type of attic insulation might be necessary. Use the U.S. Department of Energy (DOE) calculator to see how much is recommended for your climate: [tinyurl.com/nbtmt5y](http://tinyurl.com/nbtmt5y).

### Programmable Thermostats

A programmable model could help you save big bucks if it fits your lifestyle. This device will turn your temperature up automatically during times of the day you specify. But if you purchase one, it’s important to take

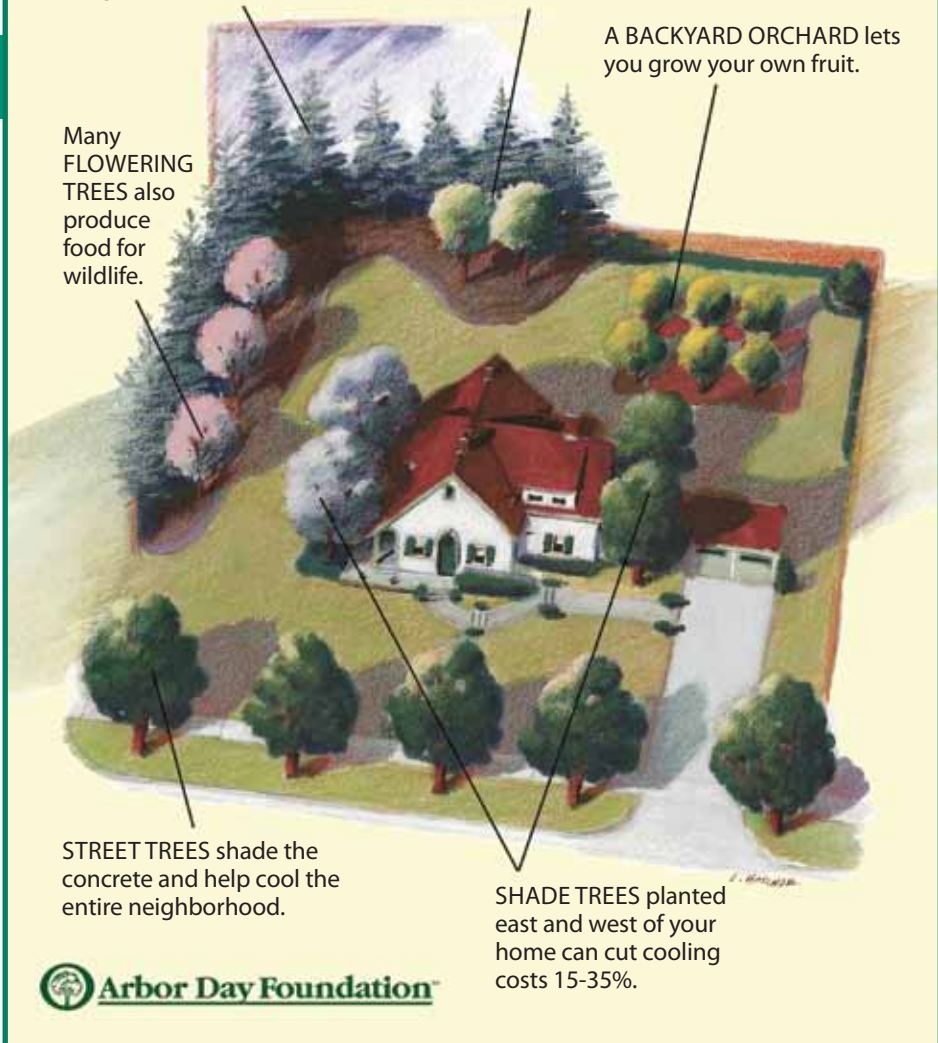
TREES around your home can increase its value up to 15% or more. The trees you plant remove CO<sub>2</sub> from the air, produce oxygen and give songbirds a home. Trees provide many other benefits:

A WINDBREAK can lower heating bills 10-20%.

NUT TREES can be incorporated into windbreaks or serve as shade trees.

A BACKYARD ORCHARD lets you grow your own fruit.

Many FLOWERING TREES also produce food for wildlife.



STREET TREES shade the concrete and help cool the entire neighborhood.

SHADE TREES planted east and west of your home can cut cooling costs 15-35%.



the next step and program it—a step many people fail to take.

“A programmable thermostat is an excellent tool to improve your home’s energy efficiency, but you have to actually program it, and then you have to leave it alone,” Sloboda explains. “Fiddling with the settings won’t help—but getting the settings to where you’re comfortable when you’re home and then forgetting about it will really help with energy savings.”

Programmable thermostats are best for people who regularly leave their homes (without pets inside) for at least eight hours at a time.

### Sealing Ductwork

Ductwork could be the most important piece of equipment to seal. If it’s exposed, you can do this yourself with a paintbrush and mastic, which you can purchase at any home improvement store. If not, hire a professional HVAC contractor.

Leaky ductwork will make your HVAC system work a lot harder than it should have to, which drives up your electric bills and wears out HVAC equipment more quickly.

“Ductwork is one of the first places you should look if you’re trying to lower your energy costs,” stresses Art Thayer, energy efficiency programs director for the Michigan Electric Cooperative Association. “Sometimes, ducts aren’t even properly joined at all. That wastes a huge amount of energy. Sealing them up goes a long way to improving your home’s energy efficiency.”

### Landscaping

Planting a tree or climbing vine not only adds flavor to your home’s landscape; it can also cool down your house when the sun beats down. Trees in the right spot can decrease your home’s energy use by up to 25 percent, according to DOE.

Plant deciduous trees—those that lose their leaves every year—to the south and west of your home, and you’ll gain shade in the summer and sunshine in the winter. According to DOE, a 6-foot, 8-inch deciduous tree will

begin providing shade the first year. And it only gets cooler after that, reaching your roof line in five to 10 years.

If you want shade all the time or need to block wind, choose evergreens. But when you’re preparing to choose your greenery, keep in mind that trees should never be planted underneath a power line. Call your electric co-op to find out how far from lines you should plant, and visit [ArborDay.org](http://ArborDay.org) to learn about the types of trees that are best for your home’s landscape.

### Appliances

Appliances more than 10 years old don’t work as efficiently as newer ENERGY STAR-rated models. ENERGY STAR-qualified refrigerators are 15 percent more efficient than non-qualified models and are 20 percent

more efficient than models that simply meet the federal minimum standard for energy efficiency.

Clothes washers manufactured before 1998 are significantly less efficient than newer models; ENERGY STAR-certified washers use about 20 percent less energy and 35 percent less water than regular washers.

[ENERGYSTAR.gov](http://ENERGYSTAR.gov) lists dozens of appliances and electronics that exceed efficiency standards; check there for more information.

*Magen Howard writes on consumer and cooperative affairs for the National Rural Electric Cooperative Association, the Arlington, Va.-based service arm of the nation’s 900-plus consumer-owned, not-for-profit electric co-ops.*

# Biomass Fuels Renewable Energy

This is fifth in a series on how electricity is generated. The others covered clean-coal technology, nuclear, wind power and natural gas. Watch future issues for stories about other fuel sources.

**B**iomass” consists of any biological material that can be burned as fuel to produce electricity, and it’s everywhere. A quick drive down a country road provides a virtual tour of this renewable energy resource: trees, grasses, crops, livestock waste, and even landfill gas. Recent advances in technology have made it possible to use tried-and-true biomass in more efficient ways.

Today, the U.S. has over 13,000 megawatts (MW) of biomass generating capacity, making it the third-largest source of renewable energy behind hydropower and wind.

## How It Works

The basic premise behind this power source is simple: Burning actual biomass feedstock or methane gases produced by decomposition of organic material—in whatever form—creates steam, which then spins a turbine and generates electricity.

Given the wide variety of biomass resources available, questions on what to burn and in what manner can be answered in a number of ways:

▲ **Direct-fired systems:** This remains the most straight-forward, time-tested means of producing electricity with biomass. Quite simply, material (like wood “slash” from timbering operations) is shoveled into a boiler to produce heat and steam. Residual heat from the process can be piped off to heat buildings or re-used in other ways, increasing plant efficiencies.

▲ **Co-fired systems:** This method adds biomass to existing fossil fuel-fired plants, mixing wood chips with coal, for example. In this way, fossil fuel plants can lower emissions of certain pollutants while maintaining the same electrical output.

▲ **Gasification:** Slightly more complex, this process converts biomass to a gas through superheating. The resulting synthetic gas (syngas) can be burned in a conventional boiler or used as a substitute for natural gas.

▲ **Pyrolysis:** This technical term describes changing solid biomass into a different form. If biomass is superheated in an area void of oxygen, it will not catch fire but instead will liquefy. The resulting oil can be burned to generate electricity or used in making plastics,

adhesives and other products.

▲ **Anaerobic digestion:** Instead of burning biomass as fuel, this method amounts to piling up waste and waiting. As the name implies, bacteria (anaerobes) literally digest molecules in waste—be it livestock manure or garbage—and produce methane as a byproduct. The gas is then captured and burned to make electricity. Leftover material, in many cases, can be used as compost.

## The Future of Biomass

Biomass has come a long way from putting a log on a fire. Applications continue to develop, many of which involve converting biomass to other forms to supplement petroleum use.

New sources of electricity and fuel production are researched every day, and soon, waste such as corn stover (stalks, leaves and husks) and wheat straw will be added to the mix. Non-food crops such as trees and grasses are also being researched for their energy-producing potential, especially in liquid form.

*Scott Gates writes on consumer and cooperative affairs for the National Rural Electric Cooperative Association.*

*Sources: U.S. Department of Energy, U.S. Energy Information Administration*



Burning actual biomass feedstock or methane gases produced by decomposition of organic material—in whatever form—creates steam, which then spins a turbine and generates electricity.

# Plants for a Cause

**T**is' the season for giving, as is apparent by the pleas that appear in our mailboxes from worthwhile charities this time of year. Gardeners can get in on the giving in their own special way by purchasing plants that support a cause.

There have been some very successful campaigns to raise money for different causes by selling plants that are appealing to gardeners and carry a message of hope and inspiration.

## Remember Your Loved Ones

'Hosta Remember Me' is a plant that was bred as "June" for Walters Gardens of Zeeland, MI. They renamed it in honor of one of their co-workers, Sandy de Boer, who succumbed to breast cancer in 2001. The folks at Walters Gardens have since raised over \$60,000 to give to the Grand Rapids affiliate of the Susan G. Komen for the Cure organization by donating a portion of the sales of this beautiful plant.

"We are proud to support this cause in the name of Sandy and countless others whose lives have been affected by breast cancer," says Susan Martin, director of Marketing communications at Walters Gardens, Inc.

If a plant could talk, I think 'Hosta Remember Me' would speak of hope and inspiration. The spring leaves emerge in a bright yellow with a narrow, dusty-green edge. By summer they turn a pure white, signaling peace and hope. Like most hostas, this variety is hardy throughout the state. To find it at a garden center near you, visit [perennialresource.com](http://perennialresource.com) and enter the plant name into their plant locator.

Susan G. Komen For The Cure (visit [komen.org](http://komen.org)) was founded in 1982 by Nancy Brinker in honor of her sister, who died of breast cancer at the age of 36.

## Pink in the Garden

If you're a hockey fan you may have heard of "Pink in the Rink," a hockey fundraiser for



Invincibelle® Spirit Smooth Hydrangea



Hosta Remember Me



Hosta American Hero

cancer research and awareness. There's also "Pink in the Garden," thanks to the Proven Winners company and their introduction of Invincibelle® Spirit Smooth Hydrangea. Sales of the Invincibelle Spirit has not only raised cancer awareness, but over \$645,500. Of each plant sold, \$1 is donated to the Breast Cancer Research Foundation. Sales of this popular plant and the corresponding Pink Day Fundraisers hosted at garden centers across North America, have helped Proven Winners raise 65 percent of their goal of \$1 million for cancer research.

This is the first pink hydrangea of its kind, according to Proven Winners. It will start flowering in early summer and continue blooming into fall. Like 'Remember Me Hosta,' Invincibelle Spirit is not only beautiful, but hardy even in the Upper Peninsula, which is better known for snowmobiling than lovely gardens!

## Honor Our Heroes

Another fundraising campaign initiated by Walters Gardens benefits the troops that so courageously defend our country. For each

Hosta "American Hero" sold, the company donates 25 cents to Project EverGreen, a national nonprofit organization and creator of the GreenCare for Troops program. To date, Walters Gardens has donated over \$4,500 to the program, and the fundraising continues.

The GreenCare for Troops program (visit [projectevergreen.org](http://projectevergreen.org)) offers military families assistance in sprucing up their yards by providing landscaping services while their loved ones are off serving their country. Thus far, over 9,000 military families have been connected with over 2,400 volunteers.

Like the heroes they honor, hostas are tough hombres, and the 'American Hero' variety is no exception. This particular hosta has bold variegation that will light up your garden and thick, durable foliage that looks great all summer while you honor the people that serve our country.

Perhaps this holiday season you can buy a gift card to a garden center near you that carries these beautiful plants, or keep them in mind when you're planning ahead for the next growing season.



## *Croff Craft Custom Driftboats*



# Small Boats With Big Attitude

**P**hil Croff wasn't planning to start a boat-building business when he constructed his first driftboat in 2006, using Michigan cedar and walnut. He was looking for a safe way to fish rivers at night—a time when big brown trout come out to feed and anglers wade cautiously to avoid stumbling in the dark.

Croff had worked in the construction trade for years as a finish carpenter. He envisioned a small-but-wide and very stable craft, just perfect for the “tip of the mitt” rivers he likes to fish. When others saw what he built, he began getting orders from anglers who wanted one. And so, a new Michigan business was born: Croff Craft Custom Drift Boats. Its catchy slogan is: “Small Boats with Big Attitude.”

Now, seven years later, Croff's boats are being showcased by Orvis Co., the Vermont-based fly-fishing giant, known for its discerning client base. The company's website features a special 12-foot Orvis Edition Croff Craft that sells for \$10,000.

“I had discovered night fishing for big

brown trout,” explains Croff, the 43-year-old master wood craftsman from Alanson. “It's very addicting, but I hated wading at night. So I got online, trying to figure out how to get on the water to do it. The rivers up here are small. There were 12-foot boats out there, but I couldn't find one stable enough.

“So, I told my wife, ‘I am going to build a boat.’ And her response was: ‘But you don't build boats.’”

Trude Bigelow Croff, his wife of 16 years, laughs about the story. She loves floating on rivers with her husband. Wooden boats have “atmosphere,” she notes, more so than fiberglass, the typical construction material. She's noticed that heads turn when people see a Croff Craft boat go by.

“When Phil told me ‘I am going to build a boat,’ I said ‘you've got to be kidding,’ Trude says wryly. “But Phil is that kind of guy, even in our house. He can't go out and buy something. He has to make it.

“He drew that design on a napkin and I'll be darned if he didn't do it.”

Croff Craft driftboats are handcrafted, one

at a time, to customer specifications. Croff builds them from 12 to 15 feet long. Their deck layouts can be customized, and each offers seating, dry storage, rod storage, an anchor system, and casting braces.

Building a driftboat requires 350-plus hours of labor, Croff explains. The hull is coated with epoxy and fiberglass and then sprayed with a Kevlar-enhanced polyurethane product. All of the other woods get two coats of epoxy and seven coats of clear varnish for a brilliant sheen. His custom oars are built from Douglas fir and clear cedar. Each boat is delivered on a trailer for \$14,000.

“Upper Peninsula cedar is the most outdoorsy wood there is,” adds Croff, a Petoskey native and Great Lakes Energy Cooperative member. “It is the lightest and most weather-worthy wood I can use to build these.”

Croff grew up fishing northern Michigan's small, spirited streams, so he knew a wide, stable hull was in order—one that draws just a few inches of water.

The Croff Craft driftboat is the product of an inspired moment in 2005 when Croff was sitting in a local pub with a buddy. They were comparing notes about boat design, so he grabbed a napkin and began sketching lines. The result became his signature design.

“He's gotten a lot of attention for it,” adds Trude, an artist and the owner of Beveled Edges, a Harbor Springs custom frame shop. “He built that first one for himself, but people keep asking him to build one.

“We still have that napkin. I am going to frame it someday.”

**croffcraft.com**



**Page 12: Top** – A Croff Craft three-seat driftboat model called “Traditional,” is the type Phil Croff uses to guide clients in his fishing guide business. A magazine for engaged couples, called “Destination I Do” (spring 2012), also featured his guided fly-fishing trips as an idea for a customized bachelor party. **Left** – Phil Croff gears up for some river fishing on one of his favorite northern streams. **Right** – To find out more about these handcrafted boats call 231-330-5762, visit [croffcraft.com](http://croffcraft.com) or join a blog about them at <http://tinyurl.com/k9tsnsr>.

**Page 13:** Phil Croff displays a beautiful 19-inch rainbow trout that he caught on an egg-fly while fishing the Pere Marquette River.

# Give Thanks!

Kids who practice gratitude grow in health, happiness and learning.

**M**y grandson D.J. performs a trick these days that makes us all melt. His dad calls out, “D.J., you’re welcome.” To which D.J. chirps, “Thank-you!” in his not-quite-2-year-old dialect.

He also says “thank you” when you hand him something he loves—say a blueberry, a ball, or his own special blankie.

Some experts would say that D.J. is too young to understand the concept of gratitude—that he’s just learning by rote what might better be taught later on. I’m not worried. His older sisters learned the habit of gratitude early and, wow, has it caught on.

Last November, the girls created a yards-long paper chain in preparation for Thanksgiving. On every link is written something they expressed thanks for. The attitude stuck, and over the past year they’ve initiated a “Thankful Christmas Tree” and a “Thankful Birthday Countdown” poster.

Now, here’s what’s great: this attitude of gratitude is propelling D.J. and his sisters toward health and happiness, and there is hard science to prove it.

Robert Emmons, a PhD, psychology professor at UC Davis, and arguably the world’s leading expert on the science of gratitude, has compiled the work of dozens of scientists and philosophers in his book, “Thanks!: How the New Science of Gratitude Can Make You Happier” (Houghton Mifflin Harcourt, 2007).

Emmons reports that in contrast to people who listed their hassles, people who wrote down blessings they were thankful for slept better, had more energy, suffered less illness, exercised more, were more optimistic about their future, and felt better about their lives.

And here’s a really surprising part: It turns out that the simple act of giving thanks can even affect how much our kids learn.

The best part is, modeling and teaching gratitude doesn’t cost a dime. It doesn’t take special training, and no special equipment is needed.

Ann Voskamp, author of the best-selling

book, “One Thousand Gifts,” posted a blog describing “15 Happy Ways to Grateful, Joyfilled Kids.” Here is just a sampling of her ideas:

▲ Post a sticky note on the mirror that asks, “*What are you grateful for right now?*”

▲ Make space for thanks. Fill a window or wall with sticky notes of thanks. Hang a paper banner or “Grateful Tree” at the back door and invite the whole family (guests, too) to grab a pencil and writing down one or two gifts every time they come in or out the door.

▲ Leave out a basket of thank-you notes, an invitation to always give thanks to someone.

▲ Leave a “Family Gratitude Journal” permanently open on the counter.

▲ Tuck a note into a lunchbox or a coat pocket inviting kids to focus on what’s good, and write it down. Share their finds every night at dinner.

▲ Take the “no complaining” challenge. Dare to go all day with no complaining. Slip a rubber band or bracelet on your wrist and every time you complain, move it to the other wrist. Celebrate with a special treat when the whole family can go the whole day without moving their bands.

▲ Model gratitude yourself. More is caught than taught. Intentionally live wholesale gratitude. *Let your family see your joy!*

Whatever you decide to do, establish your own daily ritual of sharing thanksgiving...not just in November, but all year long. Chances are, you’ll experience a happier, healthier family.

**NOTE:** You can read Anne Voskamp’s entire blog post at [aholyexperience.com/2012/03/how-to-help-raise-grateful-kids/](http://aholyexperience.com/2012/03/how-to-help-raise-grateful-kids/)

Not your style? Check out the PBS Parents article, “10 Ways to Raise a Grateful Kid” at [pbs.org/parents/special/article-ten-ways-raise-grateful-kid.html](http://pbs.org/parents/special/article-ten-ways-raise-grateful-kid.html)

## Call 2-1-1 For Heating, Human Services Help

**T**hanks to 2-1-1, a free community health and human services information and referral service, help is available to people in need.

By simply dialing 211, available 24 /7, callers will be connected with a trained, caring professional who will confidentially assess their situation, identify their needs and refer them to local resources for help.

The 2-1-1 program provides information and referral for:

● **Basic Human Needs:** food, clothing, shelter, utility assistance, etc.

● **Physical and Mental Health:** medical information, crisis intervention services, support groups and counseling, etc.

● **Support for Older Americans and People with Disabilities:** home health care, adult day care, independent living, workforce training, Meals on Wheels, etc.

● **Support for Children, Youth and Families:** quality childcare, early childhood programs, after-school programs, summer camps, mentoring, tutoring, etc.

● **Crisis Calls:** suicidal thoughts, domestic violence, Public Health Emergencies, etc.

The implementation of 2-1-1 is spearheaded nationwide by United Way and information and referral agencies in states and local communities.

Individuals who need information on how to volunteer or have items to donate to their community can also connect by calling 211.

For more information about services in Michigan, visit [uwmich.org/2-1-1](http://uwmich.org/2-1-1); nationwide, visit [211us.org](http://211us.org); or, simply dial 211.

### Michigan 2-1-1 Service Areas By Regional Call Center

(as of March 2013)





# Home Heating Assistance Programs • 2013–2014 Season

## Program: Winter Protection Plan

Contact: Your Local Utility Company

# in Household	150% Poverty Guide Maximum Income
1	\$17,235
2	23,265
3	29,295
4	35,325
5	41,355
6	47,385
7	53,415
8	59,445

Add \$6,030 for each additional member.

**Note: All customers 65+ are eligible regardless of income. Customers are responsible for all electricity and natural gas used. At the end of the protection period, participants in the plan must make arrangements with their utility company to pay off any money owed before the next heating season.**

The **Winter Protection Plan** protects eligible senior and low-income customers from service shut-offs and high utility bill payments during the winter months (Nov. 1–March 31). You may enroll between Nov. 1 and March 31. If you are an eligible low-income customer, your utility service will remain on from Nov. 1 through March 31, if you:

- pay at least 7% of your estimated annual bill each month, **and**
- make equal monthly payments of 1/12 of any past due bills.

When the protection period ends (March 31), from April 1 through Oct. 31, you must begin to pay the full monthly bill, plus part of the amount you owe from the winter months when you did not pay the full bill. **Participation does not relieve customers from the responsibility of paying for electricity and natural gas usage, but does prevent shut-off during winter months.**

You qualify for the plan if you meet at least one of the following requirements:

- you are age 65 or older,
- you receive Department of Human Services cash assistance, including SSI,
- you receive Food Stamps,
- you receive Medicaid, or
- your household income is at or below the 150% of poverty level shown in the Income Guidelines chart at left.

Senior citizen customers (65 or older) who participate in the Winter Protection Plan are not required to make specific payments to ensure that their service will not be shut off between Nov. 1 and March 31. However, seniors are encouraged to pay whatever they can during the winter so they will not have large, unmanageable bills when the protection ends.

## Program: Home Heating Credit

Contact: Mich. Dept. of Treasury

# Exemp.	Max. Income	# Exemp.	Max. Income
1	\$12,642	4	25,929
2	17,071	5	30,328
3	21,500	6	34,757

Add \$4,429 for each additional member.

You can apply for a **Home Heating Credit** for the 2013 tax year if you meet the income guidelines listed at left, or you qualify based on alternate guidelines including household income, exemptions, and heating costs. Additional exemptions are available for seniors, disabled claimants, or claimants with 5% or more of their income from unemployment compensation.

If you qualify, you may receive assistance to help pay for your winter heating bills. Forms are available mid- to late-January wherever tax forms are provided, or from the Michigan Dept. of Treasury (517-636-4486, or [michigan.gov/treasury](http://michigan.gov/treasury)). The Home Heating Credit claim form must be filed with the Michigan Dept. of Treasury **before Sept. 30, 2014**.

## Program: Earned Income Credit

Contact: U.S. Treasury Dept.,  
Internal Revenue Service  
[irs.gov/EITC](http://irs.gov/EITC)

Michigan Dept. of Treasury  
[michigan.gov/treasury](http://michigan.gov/treasury)

The **Earned Income Credit (EIC)** is a refundable federal income tax credit for low-income working individuals and families who meet certain requirements and file a tax return. Those who qualify will owe less in taxes and may get a refund. Even a person who does not generally owe income tax may qualify for the EIC, but must file a tax return to do so. If married, you must file jointly to qualify. File Form 1040 or 1040A and attach the EIC.

You may claim a **Michigan earned income tax credit** for tax year 2013 equal to a percentage of the federal earned income tax credit for which you are eligible. Visit the website or see the 2013 MI tax booklet for additional information.

## Program: Crisis Assistance Program

Contact: Local Michigan Department  
of Human Services (DHS)  
[michigan.gov/mdhs](http://michigan.gov/mdhs)

**State Emergency Relief Program (SER):** You do not have to be a DHS client to apply. All energy-related SER requests, including furnace repairs, heat and electricity services must fall within the crisis season, which now runs from Nov. 1 through May 31 each year. Program is subject to funds availability to assist low-income households, and other requirements. However, if you receive a DHS cash grant, you may vendor part of it towards heat and electric bills. Contact your local DHS or call the Home Heating Hotline, 855-275-6424.

## Program: Low-Income Home Weatherization

Contact: Local Community Action Agency

You may be able to receive help with weatherizing your home to reduce energy use if you meet low-income eligibility guidelines (150% of poverty guidelines shown above) and funding is available. **Weatherization** may include caulking, weatherstripping, and insulating. Contact your local Community Action Agency for more information. Visit [mcaaa.org](http://mcaaa.org) to find one in your area.

## Program: United Way

Contact: Call 2-1-1 or [UWmich.org/2-1-1](http://UWmich.org/2-1-1)

2-1-1 is a free phone service operating 24 hours per day providing callers information about resources that may be available in their particular area to help with utilities and other needs. Learn more at [UWmich.org/2-1-1](http://UWmich.org/2-1-1).

## Program: Medical Emergency Protection

Contact: Local Utility Company

You are protected from service shut-off for nonpayment of your natural gas and/or electric bill for up to 21 days, possibly extended to 63 days, if you have a proven **medical emergency**. You must provide written proof from a doctor, public health or social services official that a medical emergency exists. Contact your gas or electric utility for more information.

## Program: Shut-off Protection for Military Active Duty

Contact: Local Utility Company

If you or your spouse has been called into **active military duty** you may apply for shut-off protection from your electric or natural gas service for up to 90 days. You may request extensions. You will still be required to pay, but your utility company will help you set up a payment plan. Contact your utility service provider.

## Program: MI Energy Assistance Program

Contact: Utility or 2-1-1 in late November

Agency assistance through MEAP, which includes funds from the Low Income Energy Assistance Fund (LIEAF), will be available Dec. 1. Visit [Michigan.gov/mpsc](http://Michigan.gov/mpsc) for details about organizations that have received MEAP grants. Shut-off protection is provided Nov. 1-April 15 for all residential customers (regardless of income) of any Michigan electric that has chosen not to collect 99 cents monthly from its customers for the LIEAF fund.

See story on p. 14 or dial 211 for more information on heating and other human services programs and help.

# HOLIDAY DESSERTS



Red Velvet–Raspberry Tiramisù Trifle

Holidays are a wonderful time to spend with family and friends, but don't forget about the great food! These festive dessert recipes will bring holiday cheer in every bite.

## Red Velvet–Raspberry Tiramisù Trifle

- 1 c. seedless raspberry jam
- 1/4 c. black raspberry liqueur
- 1/4 c. fresh orange juice
- 2 8-oz. containers mascarpone cheese
- 2 c. heavy cream
- 1/3 c. sugar
- 1 t. vanilla extract

Red velvet cake, broken in pieces

3 6-oz. containers fresh raspberries

Whisk together first three ingredients in a small bowl. Stir together mascarpone cheese in a large bowl. In another bowl, beat heavy cream at high speed with an electric mixer until foamy; gradually add sugar and vanilla, beating until soft peaks form. Stir one-fourth of whipped cream into mascarpone using a rubber spatula; fold in remaining whipped cream. Arrange one-third of Red Velvet cake pieces in a 3-quart trifle dish, drizzle with one-third of jam mixture, top with one

container of raspberries, and dollop with one-third of mascarpone mixture. Repeat layers twice. Cover and chill 4 to 24 hours before serving. Make snowflake garnishes by tracing snowflake templates on wax or parchment paper with royal icing. Let them dry at room temperature; peel off and place on top.

Amy Breimayer, Westphalia

## Chocolate–Cherry Bars

- 2 c. all-purpose flour
- 2 c. quick-cooking oats
- 1 1/2 c. sugar
- 1 1/4 c. butter, softened
- 1 21-oz. can cherry pie filling
- 1 t. almond extract
- 1/4 c. semi-sweet chocolate chips
- 3/4 t. shortening

In a mixing bowl, combine flour, oats, sugar and butter until crumbly. Set aside 1 1/2 cups for topping. Press remaining crumb mixture into an ungreased 9x13-inch baking dish.

Bake at 350° for 15 to 18 minutes or until edges begin to brown. In a bowl, combine pie filling and extract; carefully spread over crust. Sprinkle with reserved crumb mixture. Bake 20 to 25 minutes more or until topping is lightly browned. Melt chocolate chips with shortening in microwave; stir until smooth. Drizzle over warm bars. Makes three dozen. These bars are not only delicious but very festive-looking.

Bonnie Gauld, Fife Lake

## Cranberry Pudding

- 1/2 c. boiling water
- 2 t. baking soda
- 1/2 c. dark molasses
- 1 1/3 c. flour
- 1 t. baking powder
- 1 c. whole, raw cranberries

### Sauce:

- 1/2 c. sugar
- 1/2 c. whipping cream
- 1/4 c. butter

Mix water, soda and molasses. Add flour and baking powder. It will foam and look terrible. Add cranberries. Pour into a quart-size greased, steamed pudding mold or coffee can. Cover tightly. Place in a steamer or large pan with about 2 inches of water. Cover tightly and steam gently for two hours or until center is set. When ready to serve, unmold and slice or scoop out of steamer into individual bowls. For sauce, mix ingredients together. Heat over low heat until butter melts and mixture is hot, but not boiling. Pour sauce over pudding while sauce is still hot. This is my grandmother's recipe, and I've never seen one quite like it.

Chris McAfee, Pointe Aux Pins

## Double Chocolate Bread Pudding

- 2 packages (4-serving size) chocolate cook & serve pudding and pie filling
- 5 c. milk
- 5 c. french bread cubes
- 4-oz. package Baker's German Sweet Chocolate, chopped

In a large bowl, stir pudding mixes into milk with wire whisk for 1 minute or until well blended. Stir in bread. Pour pudding mixture into 9x13-inch baking dish. Sprinkle evenly with chopped chocolate. Bake at 350° for 40 minutes or until pudding just comes to a boil in the center. Remove from oven and let stand for 10 minutes before serving. Serve warm. Store leftovers in fridge.

Marcia Scully, Atlanta

Photography by: 831 Creative



Pretzel Treats

## Pretzel Treats

- 1 bag small round pretzels (or waffle-style)
- 1 bag M&M's®
- 1 bag Hershey's Kisses®

Put small round pretzels on cookie sheet and place an unwrapped Hershey's Kiss® on top of each pretzel. Put in 200° oven for 5 minutes. Take out and add an M&M to each top.

*Caroline Dinse, Idlewild*

## Layered Christmas Jello

- 1 small package lime jello
- 1 c. pineapple tidbits, drained
- 1/3 c. drained pineapple juice
- 1 c. boiling water
- 1 package unflavored gelatin
- 2 T. cold water
- 8-oz. package cream cheese (softened)
- 1/4 c. milk
- 1 large package strawberry jello
- 2 c. boiling water
- 1 can whole cranberries

Dissolve jello in boiling water. Add pineapple and juice. Chill in a glass serving bowl. Sprinkle gelatin over cold water to soften. Add cream cheese softened with milk. Mix well and spread over firm lime layer. Dissolve strawberry jello in hot water. Add cranberries; cool. Pour over cheese layer. Chill until firm. This dessert is prettiest when served in a trifle-shaped bowl, but any container works.

*Jan Seidel, Gaylord*

## Oatmeal Cake

- 1 1/4 c. boiling water
- 1 c. quick oatmeal
- 1/2 c. shortening
- 1 c. brown sugar
- 1 c. white sugar
- 2 eggs
- 1 1/3 c. flour
- 1/2 t. salt
- 1/2 t. nutmeg
- 1 t. baking soda
- 1 t. cinnamon
- 1 1/2 c. raisins (optional)
- 1 c. walnut pieces (optional)

Pour boiling water over the oatmeal and let stand for 20 minutes. Cream shortening and

sugars, then add softened oatmeal and rest of ingredients; raisins and walnuts last. Pour into greased and floured 9x13-inch cake pan. Bake at 325° for 40 to 45 minutes or until toothpick comes out clean. This cake does not need icing, as it is moist and tastes just as good without it.

*Jean Onsted, Adrian*

## Cinnamon Cream Cheese Delight

- 2 containers crescent rolls
- 2 8-oz packages cream cheese (softened)
- 1 1/2 c. cinnamon sugar
- 1 stick of butter

Spray a 9x11-inch pan with non-stick cooking spray. Place one layer of the rolls on bottom. Mix cream cheese with 1 cup cinnamon sugar until smooth. Smooth mixture over first layer of rolls. Layer another set of rolls. Melt butter and pour over second layer. Sprinkle top with remaining cinnamon sugar. Bake at 350° for 30 to 35 minutes. To make it as a holiday dessert, sprinkle top with colored sugar. Enjoy!

*Deborah Wright-Finedell, Kalamazoo*

## Christmas Coconut Cake

- 1 1/2 sticks unsalted butter, softened
- 2 c. sugar
- 6 egg whites
- 2 1/4 c. cake flour
- 2 t. baking powder
- 1/2 t. salt
- 1 t. coconut flavor
- 1 c. unsweetened coconut milk
- 1 c. flaked coconut
- garnish: 2 1/2 to 3 c. flaked coconut*

### Icing:

- 2 sticks butter
- 1/4 c. shortening
- 1 1/2 lbs. confectioner's sugar (3/4 of 32-oz. bag)
- 1 t. coconut flavor
- 4-5 T. unsweetened coconut milk (shake can well)
- 1 1/2 c. flaked coconut

Preheat oven to 350°. Butter and flour two round 9-inch cake pans. With electric mixer, beat butter with sugar for 3 minutes, until light and fluffy. Slowly add egg whites until blended. In a large bowl, sift together the cake flour, baking powder and salt. Add flour mixture to butter mixture until blended; don't overmix. Divide batter evenly between the cake pans. Bake for 30 to 35 minutes, until lightly golden and firm to touch. Completely cool in pans on wire rack, then carefully unmold. Using a serrated knife, cut each cake horizontally into 2 equal layers (creating a total of 4 layers).

For icing, cream butter, shortening and confectioner's sugar in a stand mixer until light and fluffy. In another bowl, combine coconut flavoring and coconut milk; add 1 cup flaked coconut. Beat coconut mixture into fluffy icing. Remove 2 cups of the whipped icing and stir 1 1/2 cups flaked coconut into it; set aside.

When ready to ice cake, place first cake layer on serving dish. Dollop one-third of frosting with coconut flakes and spread evenly; continue for each layer. With the remaining frosting, frost the top and sides of cake. Finish by gently pressing the remaining 2 1/2 to 3 cups flaked coconut on frosted cake. Serve on elegant glass cake stand.

*Karen Belinger, Rothbury*

## Pecan Derby Pie

- 1 9-inch pie crust
- 3 eggs
- 4 T. butter, melted
- 1/2 c. granulated sugar
- 1/4 c. brown sugar
- 3/4 c. corn syrup
- 2 T. flour
- 1 t. vanilla
- 1 T. bourbon (optional)

3/4 c. chopped pecans  
1/2 c. chocolate chips  
Prick piecrust with fork; set aside. In blender, beat eggs, butter, sugars, corn syrup, flour, vanilla, bourbon and pecans. Blend until combined. Spread chocolate chips on bottom of crust. Pour egg mixture over chocolate and bake at 350° for 45 minutes.

*Jennifer Sylvester, Sand Lake*

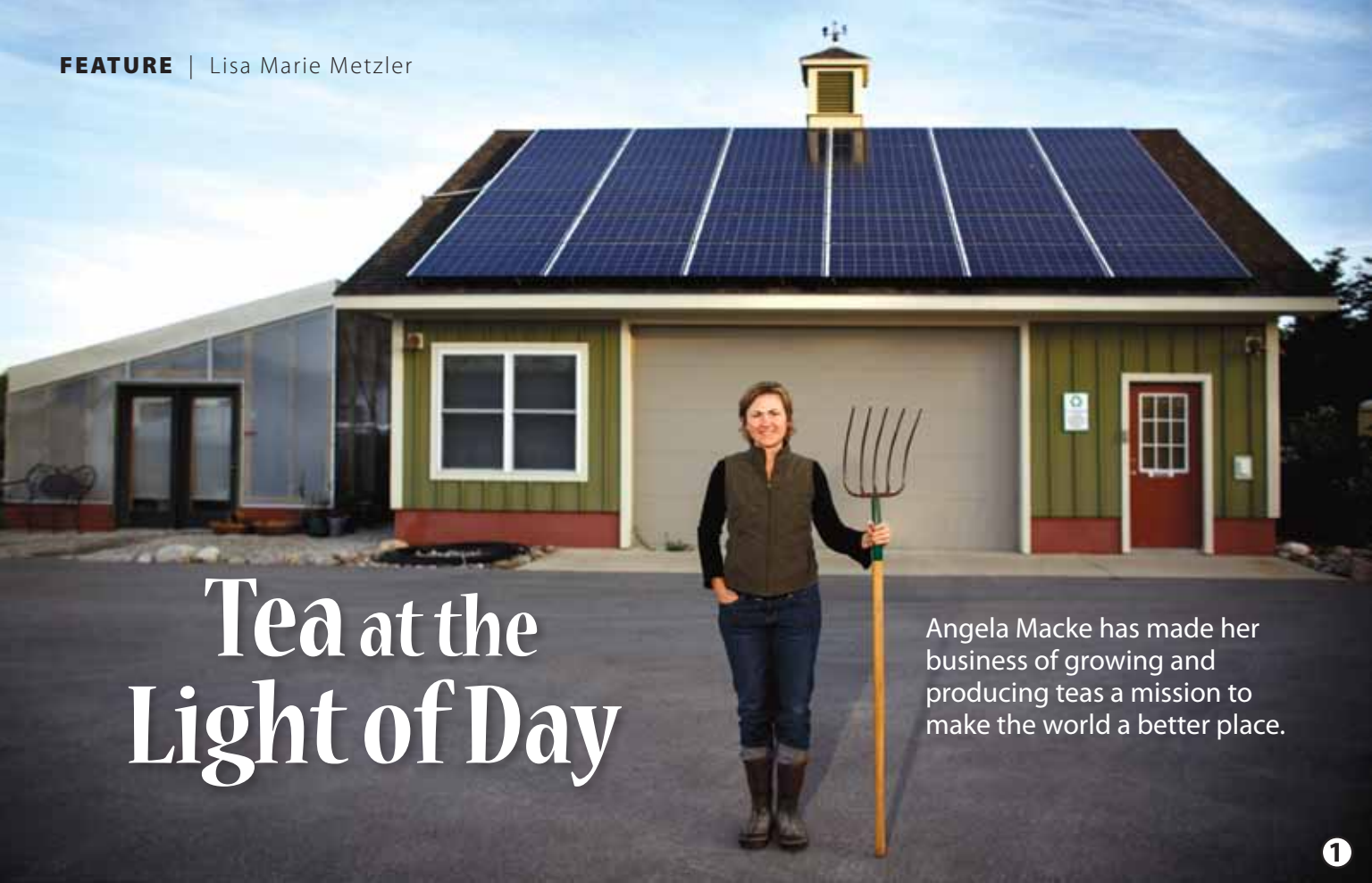
**Submit your recipe!** Contributors whose recipes we printed in 2013 have been entered in a drawing: *Country Lines* will pay the winner's January 2014 electric bill (up to \$200)! The winner will be announced in the January 2014 issue. A new contest will begin with the January issue.

Thanks to all who send in recipes! Please send in your favorite "**Cooking For One**" recipes by **Dec. 10** and "**Easter**" recipes by **Jan. 10**.

Mail (handwritten or typed on one side) to: *Country Lines Recipes*, 2859 W. Jolly Rd., Okemos, MI 48864; or email [recipes@countrylines.com](mailto:recipes@countrylines.com).



Visit recipe editor Christin McKamey's website, [veggiechick.com](http://veggiechick.com), for healthy, vegetarian recipes and info!



# Tea at the Light of Day

Angela Macke has made her business of growing and producing teas a mission to make the world a better place.

1

**W**hen we think of tea, it is often in reference to afternoon tea, or a soothing drink to sip on a chilly day. Usually, it's just dropping a tea bag into boiling water and maybe adding a little milk or honey. At the Light of Day Organic Farm and Tea Shop in Leelanau County, it is so much more. They embrace the whole tea culture, including everything from the seeds to preparing and brewing "the perfect cup."

Angela Macke, an RN and mother of two, started Light of Day Organics because of her own personal experience with tea. "I love tea, and have experienced healing from this miracle of agriculture that decreases inflammation, and am continually intrigued by the people and culture that surround the practice of tea worldwide."

In fact, Macke has successfully managed

her own Crohn's disease, rheumatoid arthritis and lupus by incorporating tea into her daily life. She says even the name for the business she created came from a spiritual place for her, as "All good things good are from the light."

## Leaves of Wellness

Plenty of good things are definitely growing and brewing in the light at this impeccably maintained, 25-acre farm located just 8 miles west of Traverse City. Step inside the charming, cozy tea shop, and immediately you are met with wonderful aromas and a warm atmosphere. This is a no-pressure place.

Of course, they are in the business of selling tea, but Macke's mission is more about nurturing the body and soul and helping customers find the tea that not only suits their taste buds but helps bring wellness and balance to the body. "Every day I get emails

of testimonials on how tea has improved the quality of someone's life," she adds.

According to Macke, it's a four-day labor of love for each pound of tea. "Full-leaf tea is harvested by hand to ensure a high-quality, full leaf," she says. "It takes 70,000 tea leaves, chamomile blossoms, rose hips, clover tops, lavender, and others petals for one finished pound of tea."

While "true" tea is made with *Camellia sinensis* leaf, the tisanes Light of Day offers are made from blending components such as herbs, spices, seeds, bark, fruit and other ingredients. Tisane teas are caffeine-free.

## Balance and Harmony With The Earth

Light of Day isn't your ordinary farm in other ways, too. It is a Green America partner, which means they strive to be as paperless as



2

3



Photos — Beth Price Photography

possible, use only environmentally-friendly inks, and recycle everything they can.

Another exemplary attribute is they are Michigan's only Demeter-certified biodynamic farm. "These farms, including ours, abide by standards that exceed that of the National Organic Program and produce some of the most tasty, nutrient-dense food possible," Macke explains. The criteria for this international certification aren't easily met, but that didn't sway her from pursuing it. "It is a preventative approach and I believe it to be the kindest, most holistic practice that one can do for our planet."

The farm first had to be certified organic with the National Organic Program for three years. This involves following a Lunar calendar for growing, harvesting and seed collection, providing on-farm fertility, and using homeopathic remedies throughout the



### Light of Day Organic Farm & Tea Shop

**Website:** [LightOfDayOrganics.com](http://LightOfDayOrganics.com)

**Email:** [Orders@LightOfDayOrganics.com](mailto:Orders@LightOfDayOrganics.com)

**Phone:** 231-228-7234

**Tea Shop:** 3502 E. Traverse Hwy., Traverse City; Noon – 5 p.m.

- (1) Angela Macke, an electric co-op member, owns and operates the Light of Day Organic Farm and Tea Shop.
- (2) Light of Day Organics is a honey bee sanctuary and has four thriving hives.
- (3) *Camellia sinensis* tea leaves. Tea is the most labor intensive crop. 70,000 buds picked locally by hand are used for 1 pound of tea at Light of Day Organics.
- (4) Harvesting herbs—lemon balm, feverfew, echinacea, lavender.
- (5) Ceremonial grade matcha green tea is enjoyed in smoothie form.
- (6) Employee Susie McConnell packages the loose leaf teas.

growing season to support the plants' growth and development.

In keeping with her philosophy of balance and harmony with the earth, solar panels are used to help lower their electric bills, as the irrigation system and food dryers use a lot of energy. Plans for 2014 include expanding their solar array and adding an architecturally-designed functional stand to hold the panels and create a shaded area that visitors can sit under and enjoy their teas during a visit.

### Fruits of Labor

Managing a farm, employees and family is no easy task, but Macke's family pitches in

when they can. Her 12 and 14-year-old boys have been helping since they were toddlers. "They are excellent botanical harvesters, planters, preparation helpers, weeders, and assist with mowing, apple coring, packaging up bags and labeling tins. They have done it all," she says proudly.

About her role on the farm, Macke says, "This is the most meaningful and hardest work I've ever done."

*Lisa Marie Metzler is a certified trainer and freelance writer specializing in health and fitness. Her articles have appeared in magazines such as Healthy & Fit, IDEA Fitness Journal, Positive Thinking, Hope for Women, and more.*

# Cooking Efficiently

Cooking accounts for 4 percent of total home energy use, according to U.S. Department of Energy estimates, and this figure doesn't include the energy costs associated with refrigeration, hot water heating, and dishwashing.

As holiday parties gear up, keep these tips in mind to control energy costs:

■ **Don't peek.** Every time the oven door is opened, the temperature inside is reduced by as much as 25 degrees, forcing it to use more energy to get back to the proper cooking temperature.

■ **Turn it down or turn it off.** For regular cooking, it's probably not necessary to have your oven on as long—or set as high—as the recipe calls for. For recipes that need to bake for longer than an hour, pre-heating the oven isn't necessary. And residual heat on an electric oven or stovetop will finish the last 5 to 10 minutes of baking time. Just remember to keep the oven door closed or the lid on until time is up. Alternately, if you're baking in a ceramic or glass dish, you can typi-

cally set your oven for 25 degrees less than the recipe calls for. Because ceramic and glass hold heat better than metal pans, your dish will cook just as well at a lower temperature.

■ **Give your burners a break.**

For your stovetop to function effectively, it's important that the metal reflectors under your electric stove burners stay free of dirt and grime.

■ **Don't neglect your slowcooker.**

Or your microwave, toaster oven, or warming plate. For example, the average toaster oven can use up to one-half the energy of the average electric stove over the same cooking time. Information to help you estimate how much energy your own appliances use is available on [EnergySavers.gov](http://EnergySavers.gov).

■ **Give your furnace the day off.** If your



Source: GE Appliances

**Make good use of your slowcooker, microwave, or toaster oven to save energy.**

next party involves a lot of work for your stove, think about turning your furnace down to compensate. The oven's heat and all those guests will keep the temperature comfortable.

■ **Make contact.** Electric stovetops can only transmit heat to pans they are in direct contact with; the less contact your pan has with the burner, the more energy the stovetop will have to expend to heat the pan. If cooking with your warped pan is taking longer than it should, it may be time for a flat-bottomed update.

## Protect Electronics, Prevent Hazards

Big-ticket electronics, such as TVs, computers and gaming consoles, are at the top of many holiday wish lists—but safety may not be. Buying, installing and operating these items safely protects not only the expensive equipment, but also your entire home. The Electrical Safety Foundation International (ESFI) offers these tips, and for more information, visit [holidaysafety.org](http://holidaysafety.org).

### Safety Tips

- Buy electrical devices from a reputable retailer. Be wary when buying online.
- Check that all electrical items are certified by a national testing laboratory, such as Underwriters Laboratories (UL) or Canadian Standards Association (CSA).
- Read and follow the manufacturer's instructions before use.
- Send warranty and product registration forms for new items to manufacturers in order to be notified about product recalls. Recall information is also available on the U.S. Consumer Product Safety Commission website ([www.cpsc.gov](http://www.cpsc.gov)).
- Never install an exterior TV or radio antenna close enough to contact power lines if it falls.

- Never remove the ground pin (the third prong) to make a three-prong plug fit into a two-prong outlet.

- All appliances and cords should be kept in good condition. Examine them regularly and repair or dispose of damaged items.

- Keep cords out of reach of children and pets.

- Make sure entertainment centers and computer workstations have enough space around them for ventilation of electronic equipment.

- Keep liquids, including drinks, away from electrical devices. Spills can result in dangerous shocks or fires.

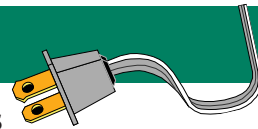
- Unplug equipment when not in use to save energy and reduce the risks for shocks or fires. Power strips or surge protectors make a good central turn-off point.

- Always unplug items by grasping the plug firmly rather than pulling on the cord.

- If you receive any kind of shock from a large appliance or any electrical device, stop using it until an electrician has checked it.

- If an appliance smokes or sparks, or if you feel a tingle or light shock when it's on, stop using it. Discard and replace it or have it repaired by an authorized service provider.

### Extension Cords



- Extension cords are meant to provide a temporary solution, not as a long-term or permanent electrical circuit.

- Never use a cord that feels hot or is damaged. Touching even a single exposed strand can result in an electric shock or burn.

- Outside, use only weather-resistant, heavy gauge extension cords marked "For Outdoor Use."

- Keep all outdoor extension cords clear of snow and standing water.

- Do not place power cords or extension cords in high traffic areas or under carpets, rugs or furniture (to avoid overheating and tripping hazards), and never nail or staple them to the wall or baseboard.

### Surge Protector or Power Strip?

While surge protectors and power strips both allow you to plug several devices in one location, it is important to understand that they are not interchangeable. A true surge protector includes internal components that divert or suppress the extra current from surges, protecting your valuable electronics from electrical spikes, but a power strip simply provides more outlets for a circuit.

# Sizing Up Storm Doors

A variety of options can fit any efficiency need or budget.

**Q:** *I feel air leaks around my doors, so I'm thinking about adding storm doors. I want ones that also have screens, but my budget is limited. Is it worth-while adding storm doors, and what should I look for?*

**A:** Even though it is a relatively small area compared to the entire wall of a house, just one door can lose a significant amount of energy. Even insulated doors typically have some glass, which have lower insulation value, and inadequate weather stripping will allow air to leak through.

Before buying anything new, make sure your primary doors are as airtight as possible. Adding storm doors can certainly improve the energy efficiency of almost any house, but they are not designed to correct efficiency problems of an old, warped primary door.

If possible, buy replacement weather stripping for your existing doors from the original manufacturer. If you can't find it, most home improvement stores sell many generic types that should fit. Pry off the old door molding, fill any gaps around the framing with non-expanding foam insulation, and caulk around the door frame.

The quality of the storm door construction is important for a nice appearance, long life, and security. It must withstand a lot of abuse, so it's best not to pick the cheapest one. From an energy efficiency standpoint, however, the most important factors are the dead air space between the storm and primary doors and how well it blocks the wind.

Buying an aluminum storm door and installing it yourself is the typical low-cost option. They're very lightweight and made to fit standard-size openings, so installing one is a simple do-it-yourself project.

When you see the door on display attached to a wooden frame at the store, the aluminum frame will feel very strong. When you open the box at home, you may find the unattached aluminum frame strips are somewhat flexible. Be careful not to kink them during handling. Apply a generous bead of caulk on the back of the aluminum frame when screwing it to

the door frame.

If you plan to use natural ventilation in the summer, a self-storing triple-track storm/screen door is your most convenient option. The screen panel has its own vertical track in the door, so it never has to be removed. At the end of winter, just slide one of the glass panels down and slide the screen panel up for ventilation.

A fairly new design of storm/screen door uses a spring-mounted roll-up retractable screen that is built into the door. When you're ready for ventilation, just lower the glass and pull the screen down as far as you wish. This design is attractive because the screen is hidden away during winter without having to remove and store the screen panels.

If your budget allows, some very attractive all-wood framestorm/screen doors (made with mortise and tenon joints) are available. These are strong and secure, but do require some regular maintenance-similar to any wood door. For added security, ornate wrought iron storm doors are available with actual deadbolts and very tough, break-in resistant stainless steel screens.

If your budget is really tight, consider making your own storm door. It is easy to mount hinges in the existing door opening for the storm door. Make a simple wooden frame with only the top half open and a plywood lower panel. This panel improves rigidity

## The following companies offer storm/screen doors:

- **Cumberland Woodcraft**  
800-367-1884  
cumberlandwoodcraft.com
- **Emco Specialties**  
800-933-3626, emcodors.com
- **Homeguard Industries**  
800-525-1885  
home-guard.net
- **Pella**  
800-374-4758, pella.com
- **ProVia Door**  
877-389-0835, proviador.com.



It is easy to install a storm door. With pre-assembled parts, no cutting is required, and pre-drilled installation and assembly holes eliminate any guesswork.

for a more airtight seal and better durability.

Most home improvement stores carry sheets of clear acrylic plastic to mount in the frame. Make another narrow wooden frame slightly larger than the open half and mount the acrylic sheet in it. Screw it over the storm door opening. Make a similar frame with screening in it for summer use. If you prefer more durability and efficiency, and a perfectly clear view outdoors is not critical, select double-walled polycarbonate instead of acrylic. You can barely break the polycarbonate, even with a big hammer.

Nail spring-steel weather stripping in the door opening on the latch side, and top and bottom. This type of weather stripping is very durable where there is sliding friction. Adhesive-backed foam weather stripping is effective in compression on the hinge side.

*Send inquiries to James Dulley, Michigan Country Lines, 6906 Royalgreen Dr., Cincinnati, OH 45244 or visit [dulley.com](http://dulley.com).*

*James Dulley is a nationally recognized mechanical engineer writing about home energy issues for the National Rural Electric Cooperative Association.*



# Safety Tips for Portable, Standby Generators

**W**hen Superstorm Sandy knocked out power to millions on the East Coast last fall, many of those affected turned to portable, standby generators to help keep food safe, lights on, and safety and medical equipment operating. The growing popularity of emergency generators has resulted in several million being placed in homes and small businesses across the nation.

However, only a small percentage are hooked up or used correctly, so it's important for consumers to understand proper generator safety steps.

"Generators can be a lifesaver for some and can improve the quality of life after a natural disaster such as a hurricane, tornado or earthquake," explains Molly Hall, executive director of the Safe Electricity program. "However, it's critical that proper safety precautions be taken to prevent accidents that could affect you, a family member, neighbor or utility lineworker."

Generators can be installed temporarily or permanently. A permanent generator is wired into a house by a qualified electrician using a transfer switch. This protects you, your neighbors, and repair crews from electricity backfeeding onto power lines. This can seriously injure anyone near those lines, especially co-op crews working to restore power. A temporary generator fired by gas or diesel fuel should not be attached to a circuit breaker, fuse or outlet.

Improper use of a standby generator can lead to injury or death, so please follow these usage tips to keep you and your family safe:

- ▶ Read and follow all manufacturer operating instructions to properly ground the generator. Be sure you understand them before starting it up.

- ▶ Standby generators should have a transfer safety switch installed by a professional. Portable generators should never be plugged directly into a home outlet or electrical system—use an extension cord to plug appliances into an outlet on the generator.

- ▶ Never operate a generator in a confined area, such as a garage. Generators produce gases, including deadly carbon monoxide. They require proper ventilation.

- ▶ When venturing outside after a severe storm, stay away from downed power lines and be alert to the possibility that tree limbs or debris may hide an electrical hazard.

**Portable generators are helpful during an extended power outage, but they can be extremely dangerous if not used properly.**

Assume that any downed or dangling wires you encounter are electrical, and treat them as if they are energized. Warn others to stay away, and then contact the electric utility.

- ▶ Generators pose electrical risks, especially when operated in wet conditions. Use a generator only when necessary when the weather creates wet or moist conditions. Protect the generator by operating it under an open, canopy-like structure on a dry surface where water cannot form puddles or drain

under it. Make sure your hands are dry before touching a generator.

- ▶ When refueling a generator, make sure the engine is cool to prevent a fire, should the tank overflow.

- ▶ Make sure nothing is plugged into a generator when you turn it on. This prevents a surge from damaging your generator and appliances.

- ▶ Keep children and pets away from the generator, which could burn them.

*Safe Electricity is the safety outreach program of the Energy Education Council, a nonprofit organization with over 400 electric co-op members and many others who share the mission of educating the public about electrical safety and energy efficiency.*

For more safety information on the use of portable and standby generators and safety after a storm, go to [SafeElectricity.org](http://SafeElectricity.org).





## Alger Delta Offers Many No-Fee Payment Options

**B**ecause we want it to be secure, easy and convenient for you, Alger Delta offers many ways to pay your electric bill.

■ **Pay in Person:** Alger Delta's office in Gladstone (across from the SuperValu) is open to accept payments from 8 a.m. to 4 p.m. each weekday (excluding holidays). Our friendly member service reps are always ready to answer your questions and help you keep your account current. If you happen to be at the office after regular hours, there is a drop box by the front door.

■ **Pay Online:** Members can go to the Alger Delta website ([algerdelta.com](http://algerdelta.com)) and click on "Pay Your Bill" in the upper right hand corner. From there, just follow the prompts. Online payments may come from a checking or savings account, or be charged to a credit card. Alger Delta does not charge a fee for using the secure online payment service.

■ **Pay by Phone:** In addition to paying online, members can pay over the phone by calling (toll-free) 888-469-8739 anytime, day or night.



■ **Recurring Payments:** For the greatest convenience, you can set up recurring payments so your bill is paid automatically from an account of your choosing. For security reasons, you must contact a Member Service Representative to set up recurring payments.

Alger Delta accepts VISA, MasterCard and Discover; checks, cash, and can set up recurring automatic electronic funds transfer (EFT) from a checking or savings account, or automatic credit card payments. Of course, members can still pay by mailing a check or money order. Never send cash in the mail.

Even with all these options, Alger Delta's customer service representatives are available at the hours noted above to assist you with paying your bill and can help determine which plan works best for you. Call us at 906-428-4141.

## Information About Your Co-op Is Available Online

Alger Delta Cooperative Electric Association maintains certain information online for access by its members, at their convenience.

Visit [algerdelta.com](http://algerdelta.com) to find this information, including your co-op's annual report, board meeting minutes from the preceding 12-month period, bylaws, and a Return of Organization Exempt from Income Tax (Form 990).

Members will be provided with a copy of the foregoing documents upon request and for a nominal fee to cover reproduction and mailing costs.

Call Alger Delta at 906-428-4141 to request a copy and get details on reproduction and mailing costs.



## Schools to Serve Michigan Fruit

**S**tarting this fall, public school students in 114 districts will enjoy Michigan-grown fruit, thanks to a partnership with growers, Cherry Capital Foods, and Chartwells School Dining Services.

"This may be the largest farm-to-school project to date in the country," says Kelly Lively, special projects and school liaison for Cherry Capital Foods.

The Traverse City food distributor will gather, store and coordinate the transportation of apples to districts statewide, including parts of the Upper Peninsula. Growers such as Friske Orchards, a Great Lakes Energy Co-op member in Antrim County, Gavin Orchards in Coopersville, and dozens of other farms, will provide many varieties throughout the year, in different sizes specialized to the ages of students in each school. Educators at MSU Extension and other regional experts expect a bumper crop this year.

"Through our partnership, we're able to provide fresh, local foods that are at the height of their nutritional value to Michigan students," explains Brain Casey, Chartwells' regional vice president. Because supplies allow it this year, peaches and possibly pears will also be available to schools.

For more information, visit [cherrycapitalfoods.com](http://cherrycapitalfoods.com) or call Kelly Lively at 231-943-5010.

—Kendra Wills



Find an Extension expert in your area by calling 888-MSUE4MI (888-678-3464) or visit [expert.msue.msu.edu](http://expert.msue.msu.edu)

# Friendly Skies

If you're flying somewhere this Thanksgiving, good luck. Not only will you be joining millions of other passengers in the friendly skies on one of our busiest travel weekends, but you'll be on planes that have become more like cattle cars than the civilized cabins they once were. (Thanksgiving is our biggest travel weekend, but not the biggest for air travel. Those largely fall in the summer, travel experts say.)

Flying isn't what it used to be. No longer can we run into an airport terminal and book a same-day flight without a satchel of credentials, a body search and myriad questions from security personnel. Seats sure seems smaller, too (even as we get bigger). We have to pay extra for luggage, drinks (even water, on some airlines) and snacks. We can carry-on our own food if we don't wish to subsist on peanuts (also missing on some airlines). Some of this inconvenience is the result of security needs, but others are profit-driven, thanks to fewer airlines with fewer seats to sell.

We can still call a travel agent or airline to book flights, but it's often faster and cheaper to go online and do it yourself. That's intimidating, too. An internet search can reveal a squadron of possibilities, ranked by cost and date; organized by airline. Do you fly out in the morning or on the red-eye? Direct flight or connecting? Carry-on luggage or checked? By the time you're done making decisions, you're worn out and don't even want to think about packing.

My wife Barbara and I have family scattered around the country, so flying is sometimes the only smart option. Still, we try to avoid it—mostly because it's often more trouble than it's worth. Flying is easy from gate-to-gate, but home-to-home can be a different calculation. We figure that the hours waiting in airport lines and sitting on the tarmac might be worse than driving or even staying over-

night on the way, if the scenery is decent and interesting, the traffic is acceptable and we can visit friends along the way.

Then there are the germs. Is there any better place to catch an illness (other than a hospital)? That closed cabin with hundreds of people inside is the perfect place to latch onto a tricky virus just waiting for a host. Almost every trip we've taken recently has ended with one or both of us sick. When I see an airplane now, I think of it as a ferry for viruses spreading from one part of the country to another.

But serendipity does happen on planes sometimes.

A month ago we went to Arizona, where we visited Barb's brothers, drove a restored 1960 MGA into the mountains, participated in an old car show, and got sunburned.

We got there in five hours' flying time, but it took us all day with a plane change in Denver, and we never caught up on the sleep we missed until days after we got back home. We had a great time, but we don't travel as well as we once did.

The trip back from Phoenix was uneventful until we changed planes in Denver. We had only 36 minutes between planes. I asked the flight attendant if we would have a problem making our connection. "You'll have the same problem everybody else will have," she said. Like that really answered my question. It occurred to me that the airline would like to charge extra for information, too.

We made our flight, but sat apart because adjoining seats weren't available when I booked it. I sat next to a mother and her young son, Jayce. He was a handful, as all 22-month-olds are bound to be on a long flight. (I remember those days with our boys.) They were on their way to visit his grandfather in Macomb County. Jayce had trouble sitting on his mother's lap. He squirmed and jostled, ate snacks and drank milk, kicked the seat in front of him, tried coloring and watching a



"Cars" video, played with a "Cars" metal replica, and started dropping it in hard-to-reach places. His mother tried reading to him. He wasn't having it.

I found a card of oxygen mask instructions in the seat pocket, folded it to make a tunnel, put it on the tray and showed Jayce how to push the car through. It intrigued him for several minutes. Then he started calling me "daddy."

He finally settled down, with about a half-hour left in our flight, as his mother had predicted. He grabbed one of my fingers in his small hand and pulled it to him. He fell asleep in his mother's lap, holding my hand in his lap. There is nothing quite like the human connection of a child's grasp.

So, sometimes flying is worth it.

But it's always good to be back home, in Michigan, with reasonable temperatures, four seasons, real trees, snow, lakes, and your own bed.

Happy Thanksgiving.

*Mike Buda is editor emeritus of Country Lines. Email him at [mike.f.buda@gmail.com](mailto:mike.f.buda@gmail.com) or comment on his columns at [countrylines.com/ramblings](http://countrylines.com/ramblings)*





# Designer METAL ROOFING!

**Senior  
& Veterans** Discounts Available!

Is your Home Ready for

**WINTER?**

**Showcase  
Homes Wanted!  
Call Now!**

Oxford Shingle in Shake Grey

See our Photo Gallery and Join our **SWEEPSTAKES** at  
**[www.AmericanMetalRoofs.com](http://www.AmericanMetalRoofs.com)**

Visit the American Metal Roofs Showrooms at  
6140 Taylor Dr, Flint, MI 48507 and 1875 Lansing Rd, Charlotte, MI 48813

**888-221-1869**



Find us on Facebook  
[fb.me/AMRmichigan](https://fb.me/AMRmichigan)



## IS METAL ROOFING THE BEST OPTION FOR YOUR CHURCH?

ONE OF OUR CHURCHES PROVED IT!

*Dozens of Michigan churches have found that installing an American Metal Roof can save thousands of dollars in future roofing related expenses. One church we worked with conducted their own independent 50 Year Cost Analysis. The result? Proof positive of the long term savings offered by an American Metal Roof. Contact us today about a church roof and we'll give you a copy of their 50 Year Cost Analysis to study and compare with your church's situation. We believe you'll see what they saw; investing now for long-term savings is a wise use of precious resources. Whatever it takes, American Metal Roofs will design a program to fit the needs of your church. We Promise.*



# heatUp

## Need a new furnace? Get a \$150 Rebate!

Expect the unexpected. Your older furnace, thermostat or water heater could fail at any time. Alger Delta Electric helps you plan for the unexpected with Energy Optimization rebates on qualified energy efficient heating and cooling equipment.



**ENERGY TIP: Heating and cooling accounts for 70% of your home's energy use. Be sure to choose energy efficient equipment.**

[michigan-energy.org](http://michigan-energy.org) 877.296.4319