

A Service of **Cherryland Electric Cooperative**

November/December 2013

Michigan COUNTRY LINES



75 Years and Counting

2 Temporary Rate Reduction!

6 Pets Can Teach Us A Lesson

19 Dianne Avery: It Was A Wonderful Life



FURNACE ENVY

Today's fossil fuel furnaces and air conditioners simply can't "measure up" to a 7 Series geothermal comfort system from WaterFurnace. The 7 Series 700A11 is the **first variable capacity geothermal system available to homeowners and sets a new standard for performance, surpassing both the 41 EER and 5.3 COP efficiency barriers.** A WaterFurnace system taps into the **free, renewable supply of energy** found in your own backyard to provide superior heating and cooling comfort and **savings up to 70% in energy costs.** With added benefits like safe, clean, quiet, reliable operation, it's plain to see that a 7 Series makes **ordinary units seem small by comparison.** For more information, contact your local WaterFurnace dealer today. Also, ask about an equipment upgrade with the 7 Series Performance Monitoring Package, with future Wi-Fi communication connection.

YOUR LOCAL WATERFURNACE DEALERS

Bad Axe
B & D Htg
(989) 269-5280

Berrien Springs
WaterFurnace
Michiana
(269) 473-5667

Big Rapids
Stratz Htg & Clg
(231) 796-3717

Caro
AllTemp Comfort, Inc.
(866) 844-HEAT (4328)

Carsonville
Certified Temperature
Innovations
(810) 300-7748

Charlotte
Applegate Home
Comfort
(517) 541-8013

Clifford
Orton Refrig & Htg
(989) 761-7691

DeWitt
S & J Htg & Clg
(517) 669-3705

Elk Rapids
K & K Htg & Clg
(231) 264-8323

Gaylord
Family Htg & Clg
(989) 732-8099

Grand Rapids
Montgomery Htg & Clg
(616) 459-0261

Grand Rapids
Total Comfort
Resource, LLC
(616) 406-3182

Hart/Ludington
Adams Htg & Clg
(231) 873-2665

Ionia
Home Experts
(800) 457-4554

Jackson
Comfort 1 Htg/
Lenawee Htg
(517) 764-1500

Kalkaska
Kalkaska Plmb & Htg
(231) 258-3588

Lapeer
Porter & Heckman
(800) 445-4328

Manistique
Hoholik Enterprises
(906) 341-5065

Marquette
Swick Plmb & Htg
(906) 228-3400

Mount Pleasant
Walton's Htg & Clg
(989) 772-4822

Muskegon
Adams Htg & Clg
(231) 873-2665

Onaway
Standard Htg
(989) 733-8309

Palms
Lakeshore
Improvements
(989) 864-3833

**Sault Ste Marie/
Kinross**
Great Lakes
Services Inc.
(906) 632-5543

Traverse City
Geofurnace Htg
& Clg
(231) 943-1000

Traverse City
D&W Mechanical
(231) 941-1215

Webberville
Applegate Home
Comfort
(800) 377-2272



visit us at waterfurnace.com



Executive Editor
Casey Clark

Editor
Gail Knudtson

Design Editor
Cindy Zuker

Publisher
**Michigan Electric
Cooperative
Association**



8



10



12

DEPARTMENTS

4 Readers' Pages
Letters, mystery photo,
phone scams, and
more!

16 Home Cooking
Holiday desserts
*Christin McKamey &
Our readers*

20 Wolverine Power*
MDEQ issues draft air
quality permit
Nancy Tanner

22 Safety
Safety tips for using
portable generators

COLUMNS

10 Our Energy
Generation series:
Biomass fuels
Scott Gates

11 Gardening
Plants for a cause
Neil Moran

14 Family
Teaching kids gratitude
Linda Wacyk

21 House & Home
Sizing up storm doors
James Dulley

24 Ramblings
Friendly skies
Mike Buda

FEATURES

8 Our Energy
Home energy efficiency
makeover
Magen Howard

12 Michigan-Made
Croff Craft custom
driftboats
Howard Meyerson

15 Winter Wise
Home heating
assistance programs

Michigan Country Lines, USPS-591-710, is published monthly, except August and December, with periodicals postage paid at Okemos, MI, and additional offices. It is the official publication of the Michigan Electric Cooperative Association, 2859 W. Jolly Rd., Okemos, MI 48864.

Subscriptions are authorized for members of Alger Delta, Cherryland, Cloverland, Great Lakes, HomeWorks Tri-County, Midwest Energy, Ontonagon, Presque Isle, and Thumb electric cooperatives by their boards of directors. Subscriptions for nonmembers are \$6 per year.

POSTMASTER: SEND ALL UAA TO CFS.

Letters to the editor should be sent to Country Lines, 2859 W. Jolly Rd., Okemos, MI 48864. Phone 517-913-3531. Email: gknudtson@meca.coop.

Association officers are **Ken Swope**, Midwest Energy, chairman; **Robert Schallip**, Cloverland, 1st vice chairman; **Jon Zickert**, Cherryland, 2nd vice chairman; **Eric Baker**, Wolverine Power, secretary-treasurer; and **Tony Anderson**, Cherryland, past chairman. **Craig Borr** is president and CEO.

Unsolicited letters, photos and manuscripts are welcome. *Country Lines*, however, will not be responsible for their safe keeping or return.

The appearance of advertising does not constitute an endorsement of the products or services advertised.

Change of Address: Please notify your electric cooperative. See page 2 for contact information.

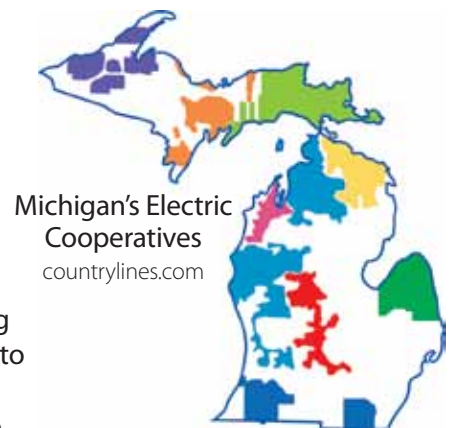
YOUR CO-OP

Pages specific to your electric cooperative:
cover, 2-3, 6-7, 18-19,
22-23, back
*Not in all editions

On the Cover*

Cook up some holiday fun with your family by trying some dessert recipes sent in by our readers. Thanks to all who sent in recipes in 2013!

Photo – Robert Bruce Photography/robertbrucephotography.com





BOARD OF DIRECTORS

TOM VAN PELT

President

386-5234 • tvanpelt@cecelec.com

TERRY LAUTNER

Senior Vice President

946-4623 • tlautner@cecelec.com

MELINDA LAUTNER

Secretary

947-2509 • mlautner@cecelec.com

RICK DENEWETH

Treasurer

929-4526 • rdeneweth@cecelec.com

BETTY MACIEJEWSKI

Director

947-0463 • bmaciejewski@cecelec.com

JOHN OLSON

Director

938-1228 • jolson@cecelec.com

JON ZICKERT

Director

631-1337 • jzickert@cecelec.com

GENERAL MANAGER

Tony Anderson

CO-OP EDITOR

Nick Edson

OFFICE HOURS

Monday-Friday 7:30 a.m.– 4 p.m.

TELEPHONE NUMBERS

231-486-9200 or 1-800-442-8616 (MI)

ADDRESS

P.O. Box 298, Grawn, MI 49637

WEBSITE

cherrylandelectric.com

PAY STATION

Cherryland Electric office
5930 U.S. 31 South, Grawn

MANAGER'S MESSAGE

Temporary Rate Reduction

You may have noticed already but in case you haven't, check your latest electric bill. The PSCR (power supply cost recovery) line item is there but nothing is being charged. This is not an accident or billing error.

As you may know from a previous column or two, the PSCR mechanism helps us balance our budgeted power costs with actual costs on a regular basis.

With power costs in the 70-80 cent range of every expense dollar going out at Cherryland Electric Cooperative (CEC), this mechanism helps preserve the remaining 20-30 cents for transportation, wages, maintenance, construction/re-building of power lines, depreciation, interest, taxes, etc.—essentially every expense or capital outlay other than wholesale power costs.

So, why has the PSCR charge disappeared? CEC operates on a not-for-profit basis. Your cooperative needs enough margins/profits to meet cash flow needs and bank mortgage requirements.

After that, excess margins go into each individual's capital credit account and create a liability that one day has to be returned to each member.

The CEC board of directors has determined that we have sufficient margins in 2013 to meet all our financial requirements. The quickest and easiest way to reduce margins in a current year is to put the PSCR charge to zero—**temporarily**. (Because we can't predict the future for the entire 12 months of 2014, the PSCR charge will return at some level in January.)

This means CEC will NOT collect approximately \$1 million in PSCR charges in the last quarter of 2013. The average residential member will see a reduction of approximately \$5.50 each month.

While maintaining an acceptable equity position and meeting our financial obligations, this will lower our equity position as it reduces our 2013 year-end

margins. In turn, CEC will have less 2013 capital credits to retire in 20 some years. Essentially, I look at this temporary reduction as a present year retirement of capital credits to all members who are using electricity in the last three months of the year.



Tony Anderson
General Manager

Why not lower rates permanently? Our last rate increase was 2011. The rate increase before that was 2009. Your board and management team are reluctant to take a permanent drop in rates

because we don't want to have to turn around and raise them back up again in one to two years.

We are in this enviable position today because we have seen a little growth in energy sales, wholesale power prices have been stable, and employees are doing a good job of keeping a lid on expenses. One winter storm, dip in the economy or change in the market could have a major impact on our future costs.

With a future that will always be hard to predict and some distance from our last rate increase, board and management agreed that keeping rates stable was the most important thing to do. If 2014 proves to be another great year, we always have the option to lower the PSCR charge again for whatever length of time is necessary.

Going forward, we are working on a cost-of-service study and a financial forecast. These are in-depth financial studies of what it costs to serve each rate class and our best estimate of future trends. When these studies are completed in 2014, we will make a determination on what, if anything, needs to be done with our standard rate structure.

In summary, your cooperative is in a positive financial position to give everyone a temporary "break" in 2013 from a small piece of the monthly bill. While we **do** see the PSCR returning in January, we do **not** see a general rate increase on the horizon in 2014.



75 Years and Counting

Cherryland wraps up its memorable landmark year.

By Nick Edson

Our 75th year at Cherryland Electric Cooperative is almost in the books.

When we opened the doors for business in 1938, our small group of farmers and businessmen wanted only one thing: to bring electricity to the rural areas of northern Michigan.

They succeeded beautifully.

There were bumps and bruises along the way—literally and figuratively—but we grew from a few dozen members at the start to more than 34,000 members in six counties today.

So, to celebrate our 75 years in business we have spent the year telling you about our history through our series of stories in *Country Lines* magazine, our best-selling book “Lighting the Way,” and with radio, newspaper and TV interviews.

The best part about this year? Our business model is working better than ever. We returned a record \$3 million in patronage capital to our members in October. We slashed our PSCR another \$1 million through the end of the year, giving our members back a total of \$4 million.

In this day and age of government shut-downs and dwindling budgets, we take great pride in taking care of our members. After all, they are our bosses.

But we didn’t get to this point in our history without hard work, hardships and headache. It all comes with the territory when you’re building a business.

In spite of great challenges, great people formed our team at Cherryland over the years. In the process of writing the book about Cherryland’s history, we came upon some memorable quotes. Some of these you may have read before, but here are some of the best quotes from the employees who helped get us to our 75 years.

Lineman Dick Carmien: “I loved being outdoors and, believe it or not, I loved climb-



Cherryland’s first linemen didn’t start off wearing hard hats. This picture is from 1942.

ing poles. It was a great job with a great bunch of people. We were like family.”

Line superintendent Lyle Johnson on life as a lineman in the 1940s: “We didn’t have any safety plan until one day when we had two linemen up working on a pole. I was the spotter on the ground and I wasn’t wearing a helmet, of course. So one lineman dropped his hammer and it hit me in the head and knocked me out. They voted 2-0 right then to start a safety program. Of course, being unconscious, I was the last to know.”

Chief financial officer Don Pahl: “All of my efforts, starting in 1972, were geared toward making Cherryland a better organization. . . and right at the top of that list was our members.”

Lucille Lambert, wife of former lineman and later general manager Bob Lambert: “Back in the old days, before the days of even two-way radios, we handled outages by telephone. Our members would call either me or Ginny Johnson (wife of line superintendent

Lyle Johnson). We would write down the address of the outage. When our husbands would finish a job, they’d find the nearest phone to call us and see where the next outage was. They didn’t have any backups, so they had to keep working until everyone had power again.”

Lineman Bob Harvey: “About 30 years ago I was in a Detroit airport and I struck up a conversation with a guy as I was waiting to board my plane. He asked me what I did for a living and I told him I was a lineman. He looked me up and down, must have figured I was a lineman for the Detroit Lions, and replied, “Well, do you play offense or defense?”

Member Alice Falck, recalling when the lights first came on in her Interlochen cottage as a little girl: “When it came time to flip the switch for our lights, you could hear the sound of them coming to life; then the light just sprayed across the room. It was so wonderful, so life changing.”

Letters & More

Reader letters, Mystery Photo, phone scams and more. It's all here on your Readers' Pages.



Crisp Point Light

The [Sept. mystery] photo is Crisp Point Lighthouse, located on Lake Superior, 14 miles west of Whitefish Point. By car, it's accessible by following County Road 412 "forever" (about 18 miles off the main road). Our last visit was for our 45th anniversary in June 2012. Just after the Duck Lake fire in Luce County that threatened the whole area, CR 412 was the fire break line.

Built in 1904 as part of the U.S. Life Saving Station (USLS), it was part of a building complex established in 1878. The Light was automated in 1947. It is now manned by volunteer keepers. In 1965, all the USLS buildings and keepers' quarters were razed by the Coast Guard. Only the lighthouse and a reconstructed fog-signal building remain today. The light was deactivated in 1989, but is being restored and maintained by volunteers. Threatened by shoreline

erosion, it was once listed as the most endangered lighthouse on the Great Lakes. Much effort was put forth by the "Save Crisp Point Lighthouse" group, for a job well-done. Thanks for featuring one of the most remote land lights in Michigan.

– *Mary Ellen Krieg, Big Bay Alger Delta Cooperative*

This little light has come a long way. Not that long ago, I stood with my dad at the base of it, thinking Lake Superior only needed a few more feet and that tower would be hers. I spent many free weekends, as did my siblings, dad and many more volunteers keeping Lake Superior at bay. Thanks to many, this light is now much more accessible than it was the day I stood at Crisp's tower watching the waves lash her base.

– *Dianna Koteskey, Boyne City Great Lakes Energy*

Crisp Point Light is a favorite place that we visit at least once a year. They have raised enough money to build a gift shop with bathrooms (all solar powered) and they just installed the light and stones on the eastern shore to help stop erosion. It is a great place!

– *Cindy Miller, Ravenna Great Lakes Energy*

Getting Green...Again

While reading your September recycling issue, I was inspired to try, try again. My first attempt to get "green" was in the late '80s. I thought I could

simply be a good example to my children by making it fun and educational, as my sixth grade teacher had at the beginning of my conservation era. Those concepts were similar to what my father ingrained in us at home. We were expected to make sure we left a room better than we found it, and no shirking. Unfortunately, what worked for our family's version of conservation probably wouldn't have worked for society.

To error on the fun side, we set up bins in the garage. As our children grew into teen-hood, crushing cans was a good vent for them. Then the novelty wore off and we moved, and my plans were lost amidst packing. Excited to get my act together, I called our disposal company and asked how to get rid of batteries (I collected a milk gallon full) only to be told it was best to just put a few in our garbage can per week. The not-so-merry-go-round of recycling fizzled again. If only there was a "Crash My Bin" series for us recycling wanna-be's.

Now our kids are on their own, and hopefully recycling. I thought recycling would be easier as empty nesters. Not! We've made our last move, edging toward retirement. Yet, here I am back at the starting line reading an article that encourages me to try again. I read it several times and decided that instead of trying to race with what seems like Olympic conservationists, I will be content to be my own shade of "green." I may not

be the deep-green oxygen-rich "rally the community with style" type, nor will I be the barely-green slug that snarls at any form of segregated refuse. I will inch my way into leaving things better than I find them and fight against becoming a shirker, 'cause that would be, you know, yellow.

– *Sylvia Zion-Harris Midwest Energy*

Shale Gas Story

Your "Shale Shock" article [October] failed to mention the costs that are not yet being met by the fractioning drillers. Below-ground fresh water consumption by the fractioning process threatens, in some cases, the ground water supply for neighboring homes and farms. Contamination of surface water sources by undefined effluent is real and very serious and damaging to human beings and other animals for great distances downstream. These costs MUST be borne by the drilling companies, and the ultimate cost will be passed on to individual and corporate consumers. Please publish!

– *Rev. William Fleener Sr., New Era, Great Lakes Energy*

I was disappointed in the way your article 'glossed' over the impact of hydro-fracking in the quest for natural gas. I recently read these statistics:

Hydro fracking is responsible for the following: 450,000 tons of air pollution produced in one year; 250 billion gallons of fresh water used since 2005; 360,000 acres of land degraded



◀ DO YOU KNOW WHERE THIS IS?

Every co-op member who identifies the correct location of the photo at left by **Dec. 10** will be entered in a drawing for a \$50 credit for electricity from their electric cooperative.

We do not accept Mystery Photo guesses by phone! Email mysteryphoto@countrylines.com; enter your guess at countrylines.com; or send by mail to *Country Lines Mystery Photo*, 2859 W. Jolly Rd., Okemos, 48864. Include your name, address, phone number and name of your co-op. Only those sending complete information will be entered in the drawing. The winner will be announced in the Jan. 2014 issue.

The September contest winner is Mary Lapinski of Mason, who correctly identified the photo as Crisp Point Lighthouse in Luce County on Lake Superior.



Photo - Jayne Graham

September photo

since 2005; 100 million metric tons of global warming pollution since 2005.

Those 250 billion gallons of fresh water are contaminated and lost to our use forever. Can we afford that? I think you owe it to your readers to disclose ALL the facts, not just the ones that support your argument.

– Duane De Vries, Newaygo Great Lakes Energy

concerns about the environment. Our main objective is providing you with safe, affordable, dependable electricity in the most environmentally-sound manner possible.

In its fact sheet, “Questions and answers about hydraulic fracturing in Michigan” (tinyurl.com/o2yfr8j or call 800-662-9278), the Michigan Department of Environmental Quality (MDEQ) provides answers to the concerns noted in your letter(s). One section notes that, “Many people are surprised to learn that 99.5 percent of ‘fracking fluid’ is water and sand.” Chemicals comprising the other .5 percent are also listed.

Michigan has some of the nation’s most protective regulations governing oil and gas development, and are updated regularly. New rules, developed with public input, were released just this week that strengthen regulation and provide some answers to citizen concerns.

The MDEQ also notes that fracking has been used on over 12,000 wells here for over 50 years “without any consequence to the environment or public health.”

Editor’s Note: Thank you for taking time to write. The natural gas article wasn’t intended to have a pro/con focus. Rather, it’s part of a series on how various fuels (including coal, nuclear, wind and other renewables) are used to generate electricity. It also shares the fact that natural gas use is increasing and predicted to majorly impact America’s energy future. Particularly, due to new emissions standards, power plants are moving away from burning coal and towards gas because most newer gas facilities produce emissions within range of the law limits.

Based on scientific research and facts, electric co-ops support natural gas exploration, but also recognize co-op member



Energy Efficiency

Tip of the Month

Consider using solar lights for outdoor lighting. Solar cells convert sunlight into electricity that can be stored in a battery and tapped at night to make light. Check manufacturers’ instructions to make sure your solar lights are situated to receive sufficient sunlight to recharge each day.

– Source: U.S. Department of Energy

HOW TO SEND A LETTER Readers are encouraged to submit thoughtful, courteously-worded letters, and we print as many as possible in the space and time allowed.

Country Lines reserves the right to print letters at the publisher’s discretion, based on length, space and content, and to edit slightly for space and facts. Please limit comments to 240 words or less. Submit by posting online at countrylines.com, email gknudtson@meca.coop, or mail to: Editor, Country Lines, 2859 W. Jolly Rd., Okemos, MI 48864.

HOW TO CHANGE YOUR MAILING ADDRESS

Please call or mail information to your electric co-op, as they maintain the mailing list. See page 2 for your co-op’s contact information.

Scams Targeting Consumers Increase

The number of phone scams trying to get money and personal information from unsuspecting victims is increasing, reports the Better Business Bureau (BBB). Callers pose as representatives of utilities, Medicare, law offices, charities and even the BBB. Some scammers have even shown up at homes, demanding payments.



Electric co-ops are also being warned of increasing scams that target both the utility and their members, reports Timothy Johnson, deputy chief member counsel for the National Rural Electric Cooperative Association (NRECA).

The newest is a text message telling a co-op member their electric account has been hacked and asks them to text back “send now” to reactivate it. Immediately delete this type of text without replying, and call the co-op (preferably on a different phone). Texting back could completely compromise personal identification information.

Another scare-tactic is a call claiming your power will be cut off if you don’t immediately pay the bill over the phone with a credit card. Utilities nationwide are reporting similar scams. Sometimes they instead ask you to make a payment through a third-party pay system or by getting a prepaid debit card. Others may say you have an unpaid credit card or traffic ticket and threaten legal action if you don’t pay immediately.

In almost every situation, fraud experts say you should always be the one to initiate a call where you need to give personal information. It’s your money and your identity, so ask questions and stay alert.

If it’s utility-related, also contact your local electric co-op or other provider to report the incident. By calling directly, you can talk to a service representative who will confirm your bill and let you know of any problems with your account.

Your electric co-op will not call or email for your account number or password. Also, don’t trust caller ID to show a location because scammers use internet calling technology that may not reflect where they really are.

Here are other tips from the Better Business Bureau:

- Always confirm that you are speaking to a legitimate company representative. If there’s doubt, hang up and call the company back by using the phone number on your bill (not a number the scammer may have provided).
- Be wary of demands for immediate payment or in forms that are hard to trace, such as Western Union or MoneyGram.
- Never give your credit card, debit card, Social Security, ATM, checking or savings account numbers to anyone who comes to your home or asks for information by phone, text, or email. You should always be the one to initiate such transactions.
- Never allow anyone claiming to be a utility service person into your home unless you made an appointment and they show proper identification. Contact police if you become concerned for your safety.

If you have any concerns about calls or visits from utility representatives, please call your local electric co-op at the number on your bill immediately.

Our Pets Can Teach Us a Lesson



Veterinary technician, Erin Cox, works with Suki in the underwater treadmill.

Pets provide us with unconditional love and entertainment. That's why it can be so hard when they are sick or injured.

Last year, my boxer, Suki, injured her knee. Following a knee reconstruction surgery, our veterinarian told us to prepare to be disappointed with our dog's recovery. She is only 4-years-old, but has severe degeneration and arthritis in her knees and hips. We were warned that she would never be able to run or play off-leash.

We felt helpless. Until we found Dr. LaCrosse and the Animal Rehabilitation Center of Northern Michigan.

Lisa LaCrosse, a Manton native, opened Long Lake Animal Hospital in 1998. As a veterinary general practice, LaCrosse and her staff perform as many as four surgeries per day.

Her commitment to the best possible outcome for her orthopedic surgery patients often led her to animal rehabilitation techniques that required specialized facilities unavailable in northern Michigan. So, she set out to fill that need for this area. Starting first with advanced training in Florida and Chicago, she became one of only five certified canine rehabilitation therapists in Michigan in 2010.

The next step was designing and opening the Animal Rehabilitation Center of Northern Michigan. Equipped with state

of the art facilities, the Center opened last year behind the existing Long Lake Animal Hospital building.

LaCrosse and her staff use everything from cold laser therapy to hydrotherapy to speed up and enhance recovery from injuries and degenerative conditions. They have treated pets with problems ranging from osteoarthritis to limb amputation.

"It's about quality of life for pets," LaCrosse says. "Our goal is always to help our patients get back the best function and mobility possible."

Of all the modes of therapy offered at the Center, hydrotherapy tends to be the most talked about. The underwater treadmill used for these patients dominates the therapy room.

Water cycles through the treadmill, providing pets with low-impact resistance. It helps patients quickly and safely increase muscle

mass and endurance.

"It can take dogs a few times to get the hang of the treadmill but most do really well with it," says veterinary technician, Erin Cox.

The success of the therapy depends on using multiple modalities and the owner's commitment to following the prescribed home care.

The pets, on the other hand, are easy to motivate. For most of them, physical therapy is fun.

"Unlike human patients who tend to view therapy as a chore, dogs don't complain," LaCrosse points out. Instead, "they have fun with it and that gives them better outcomes." While many of the rehabilitation techniques LaCrosse uses are adapted from human physical therapy, it would seem that human physical therapy could learn a thing or two from animal rehabilitation.

Suki gets excited for therapy and she loves Dr. LaCrosse and her staff. But, most importantly, we love that she can go for walks, play off-leash, and just be a dog. She isn't running yet, but we hope she will again soon.

It's all about attitude, after all.

Check Out This Success Story:

For a quick peek at an Animal Rehabilitation Center success story, check out Barney's story on Cherryland's YouTube Channel. Barney was rescued by a local family. Together with veterinarian Lisa LaCrosse at the Animal Rehabilitation Center, they helped Barney overcome his severe physical disabilities.

Rachel Johnson is the grassroots advocate at Cherryland Electric Cooperative.



Member Input Session in December

The next Cherryland Electric Cooperative quarterly member input session is planned for Monday, Dec. 16. Members can address the board at 9 a.m. at the start of the regular monthly meeting and are asked to keep their comments to less than 5 minutes.

After that, the next member input session is scheduled for March.

Cherryland Cares Seeks Grant Applications

Area nonprofit agencies that are seeking financial help can apply for a grant through Cherryland Cares.

Cherryland Cares has a five-member board, made up of Cherryland Electric Cooperative members, who distribute money from Operation Round Up to area nonprofits. The next quarterly meeting is Monday, Dec. 16; deadline for applications is Friday, Dec. 6.

Operation Round Up money comes from Cherryland members who elect to round up their bills to the nearest dollar every month. This amount averages \$6 per year.

To receive a Cherryland Cares grant application or to join Operation Round Up, contact Nick Edson at 231-486-9222 or email nicke@cecelec.com.

Cherryland Will Be Closed For Holidays

In observance of the Thanksgiving holiday, Cherryland Electric Cooperative's offices in Grawn will be closed on Thursday, Nov. 28, and Friday, Nov. 29. Cherryland will reopen for business on Monday, Dec. 2.

The cooperative will also be closed for Christmas on Tuesday, Dec. 24, and Wednesday, Dec. 25, and will reopen on Thursday, Dec. 26. It will also be closed for New Year's on Tuesday, Dec. 31, and Wednesday, Jan. 1, and reopen on Thursday, Jan. 2.

Christmas Tree Disposal At Cherryland

Cherryland members are reminded that Christmas trees can be discarded at the cooperative's office at 5930 U.S.-31 South in Grawn.

Trees can be dropped off on the right side of the Cherryland parking lot as you are driving in, just beyond where the two parking lots meet. This service is offered free to co-op members.

Pay Your Cherryland Electric Bill Online

Want to save money and pay your Cherryland Electric Cooperative bill online?

It's easy to do. You can set up your account to get only an e-mail bill—no more paper bills.


If you would like to do this, access your account on cherrylandelectric.com. It will prompt you immediately after you sign in to make a decision on whether or not you want the paper bill to continue; if you do, check the box. If not, simply press "update."

Questions about online payments can be answered by Cherryland's Member Service Department at 486-9200.

This **NOTICE OF ACCESS TO RULES AND RATES** is published pursuant to the rules established by the Michigan Public Service Commission as set forth in the "Consumer Standards and Billing Practices for Electric Residential Service, R460.2146 and 2149."

As a member-customer (member) of Cherryland Electric Cooperative, be advised that the following information is available to you from the cooperative upon request: **1)** Complete rate schedules; **2)** Clear and concise explanation of all rates that the member may be eligible to receive; **3)** Assistance from the cooperative in determining the most appropriate rate for a member when the member is eligible to receive service under more than one rate; **4)** Clear and concise explanation of the members' actual energy use for each billing period during the last 12 months.

Information For All Customers of Cherryland Electric Cooperative



Your cooperative offers a program called the Cherryland Cares Fund, which is funded through the voluntary rounding up of your monthly utility bill to the next whole dollar amount.

An all-volunteer board of directors appointed by the member-elected board of Cherryland Electric Cooperative is charged with distributing the funds throughout the cooperative's service area to support charitable efforts in and around the communities we serve. Money from the Cherryland Cares Fund has been distributed to educational programs, fire departments, medical emergency groups, recreational organizations serving both the young and old, senior organizations, local economic development initiatives, and numerous local charities.

Your participation in the Cherryland Cares Fund is voluntary. If at any time you wish to discontinue your participation, please let us know and we will remove your name. If you are participating, your monthly bill is rounded up to the next whole dollar amount.

For example, if your bill is \$58.42, it would be rounded up to \$59. The 58 cents is then contributed by Cherryland Electric Cooperative on your behalf to this Fund to be used as explained above. A customer's average annual contribution is approximately \$6. Your annual contribution to the Cherryland Cares Fund is tax deductible and is reported on your monthly statement at the end of the year.

For additional information regarding the Cherryland Cares Fund, contact the co-op office by mail (see page 4) or by calling 800-442-8616 (MI).



Like us on Facebook!
"Cherryland Electric Cooperative"

Extreme Efficiency Makeover

Wrap your home in savings.

Extrême home makeovers can update your living space, but an energy efficiency makeover will ensure your home performs at its peak. Everything from “low-hanging fruit,” like swapping out lightbulbs, to “bigger ticket” items such as replacing appliances with newer, energy-saving models is fair game.

Finding ‘Energy Hogs’

If you’re ready to take on a home efficiency makeover, the first step is to call your local electric co-op about an energy audit.

Your electric co-op or a qualified, licensed contractor can conduct blower-door tests or even imaging tests with an infrared camera.

less energy than a traditional incandescent bulb, lasts up to 10 times longer, and can save about \$40 in energy costs over its lifetime. Light-emitting diodes (LEDs) can last even longer, but costs are still high although they keep dropping as the technology becomes less expensive to produce.

A word of warning when purchasing new types of bulbs: You generally get what you pay for.

“Some manufacturers exaggerate claims of energy savings and lifespans, and cheaper models probably won’t last as long as higher-quality bulbs,” says Brian Sloboda, senior program manager for the Cooperative Research Network, an arm of the Arlington, Va.-based

dryer vents, and fans, and weather strip around doors.

There are also some not-so-obvious places for air to flow in and out of your home, notably outlets and behind switch plates. To see if you have air flowing through your outlets or switch plates, light a stick of incense, hold it in front, and watch for the smoke to be disrupted. You can find special sealing kits for outlets and switch plates at home improvement stores.

And don’t forget about applying weather stripping around your attic hatch or pull-down stairs. You may also want to install an insulator box to place over the opening. A kit costs around \$40.



Source—Polk Burnett Electric Cooperative

Infrared cameras can help energy auditors pinpoint areas of air loss.



Source—Boone Electric Cooperative

Sealing up cracks and joists in your attic will help your insulation do its job. Additional or a different type of attic insulation might also be necessary for the roof.



Sealing leaky ductwork will go a long way to improving your home’s energy efficiency.

Blower-door tests find out how much air your home loses every hour, while infrared cameras can more accurately pinpoint where your home loses air. Common culprits include windows, doors and roofs, but air loss can occur in small and innocuous places, such as recessed canister lights and outlets, too.

Next, evaluate your appliances, HVAC (heating, ventilation and cooling) system, and even landscaping for more opportunities.

Lighting

An ENERGY STAR®-qualified compact fluorescent lightbulb uses about 75 percent

National Rural Electric Cooperative Association. “If you look for the ENERGY STAR label, that means the bulb exceeds minimum efficiency standards as tested by the federal government.”

He adds: “The best way to benefit is to purchase a more energy-efficient lightbulb the next time you need one.”

Visit energysavers.gov/lighting to learn about other lighting options.

Seal Air Leaks

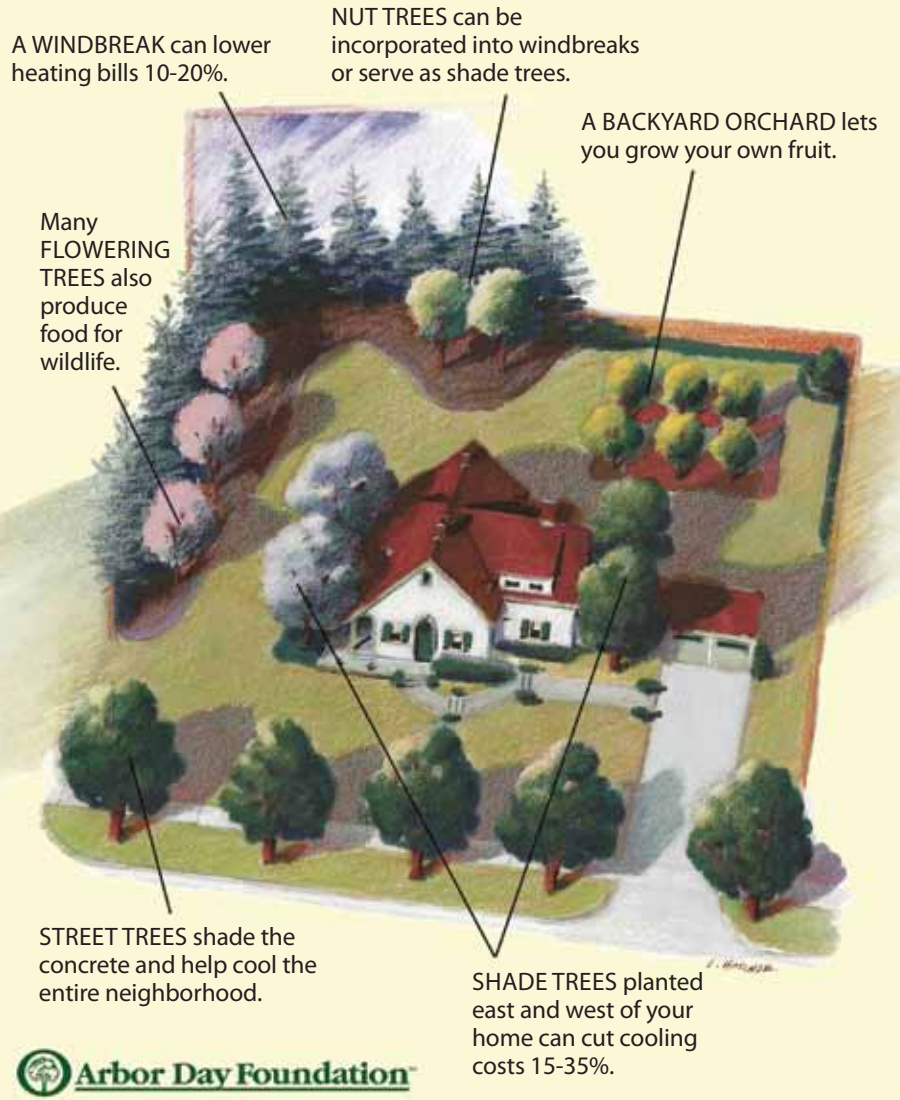
A tube of caulk and a roll of weather stripping can go a long way toward saving money on your electricity bill. Caulk around windows,

Sealing up cracks and joists in your attic will help your insulation do its job. But if an infrared scan reveals heat loss through the roof, additional or a different type of attic insulation might be necessary. Use the U.S. Department of Energy (DOE) calculator to see how much is recommended for your climate: tinyurl.com/nbtmt5y.

Programmable Thermostats

A programmable model could help you save big bucks if it fits your lifestyle. This device will turn your temperature up automatically during times of the day you specify. But if you purchase one, it’s important to take

TREES around your home can increase its value up to 15% or more. The trees you plant remove CO₂ from the air, produce oxygen and give songbirds a home. Trees provide many other benefits:



the next step and program it—a step many people fail to take.

“A programmable thermostat is an excellent tool to improve your home’s energy efficiency, but you have to actually program it, and then you have to leave it alone,” Sloboda explains. “Fiddling with the settings won’t help—but getting the settings to where you’re comfortable when you’re home and then forgetting about it will really help with energy savings.”

Programmable thermostats are best for people who regularly leave their homes (without pets inside) for at least eight hours at a time.

Sealing Ductwork

Ductwork could be the most important piece of equipment to seal. If it’s exposed, you can do this yourself with a paintbrush and mastic, which you can purchase at any home improvement store. If not, hire a professional HVAC contractor.

Leaky ductwork will make your HVAC system work a lot harder than it should have to, which drives up your electric bills and wears out HVAC equipment more quickly.

“Ductwork is one of the first places you should look if you’re trying to lower your energy costs,” stresses Art Thayer, energy efficiency programs director for the Michigan Electric Cooperative Association. “Sometimes, ducts aren’t even properly joined at all. That wastes a huge amount of energy. Sealing them up goes a long way to improving your home’s energy efficiency.”

Landscaping

Planting a tree or climbing vine not only adds flavor to your home’s landscape; it can also cool down your house when the sun beats down. Trees in the right spot can decrease your home’s energy use by up to 25 percent, according to DOE.

Plant deciduous trees—those that lose their leaves every year—to the south and west of your home, and you’ll gain shade in the summer and sunshine in the winter. According to DOE, a 6-foot, 8-inch deciduous tree will

begin providing shade the first year. And it only gets cooler after that, reaching your roof line in five to 10 years.

If you want shade all the time or need to block wind, choose evergreens. But when you’re preparing to choose your greenery, keep in mind that trees should never be planted underneath a power line. Call your electric co-op to find out how far from lines you should plant, and visit ArborDay.org to learn about the types of trees that are best for your home’s landscape.

Appliances

Appliances more than 10 years old don’t work as efficiently as newer ENERGY STAR-rated models. ENERGY STAR-qualified refrigerators are 15 percent more efficient than non-qualified models and are 20 percent

more efficient than models that simply meet the federal minimum standard for energy efficiency.

Clothes washers manufactured before 1998 are significantly less efficient than newer models; ENERGY STAR-certified washers use about 20 percent less energy and 35 percent less water than regular washers.

ENERGYSTAR.gov lists dozens of appliances and electronics that exceed efficiency standards; check there for more information.

Magen Howard writes on consumer and cooperative affairs for the National Rural Electric Cooperative Association, the Arlington, Va.-based service arm of the nation’s 900-plus consumer-owned, not-for-profit electric co-ops.

Biomass Fuels Renewable Energy

This is fifth in a series on how electricity is generated. The others covered clean-coal technology, nuclear, wind power and natural gas. Watch future issues for stories about other fuel sources.

Biomass” consists of any biological material that can be burned as fuel to produce electricity, and it’s everywhere. A quick drive down a country road provides a virtual tour of this renewable energy resource: trees, grasses, crops, livestock waste, and even landfill gas. Recent advances in technology have made it possible to use tried-and-true biomass in more efficient ways.

Today, the U.S. has over 13,000 megawatts (MW) of biomass generating capacity, making it the third-largest source of renewable energy behind hydropower and wind.

How It Works

The basic premise behind this power source is simple: Burning actual biomass feedstock or methane gases produced by decomposition of organic material—in whatever form—creates steam, which then spins a turbine and generates electricity.

Given the wide variety of biomass resources available, questions on what to burn and in what manner can be answered in a number of ways:

▲ **Direct-fired systems:** This remains the most straight-forward, time-tested means of producing electricity with biomass. Quite simply, material (like wood “slash” from timbering operations) is shoveled into a boiler to produce heat and steam. Residual heat from the process can be piped off to heat buildings or re-used in other ways, increasing plant efficiencies.

▲ **Co-fired systems:** This method adds biomass to existing fossil fuel-fired plants, mixing wood chips with coal, for example. In this way, fossil fuel plants can lower emissions of certain pollutants while maintaining the same electrical output.

▲ **Gasification:** Slightly more complex, this process converts biomass to a gas through superheating. The resulting synthetic gas (syngas) can be burned in a conventional boiler or used as a substitute for natural gas.

▲ **Pyrolysis:** This technical term describes changing solid biomass into a different form. If biomass is superheated in an area void of oxygen, it will not catch fire but instead will liquefy. The resulting oil can be burned to generate electricity or used in making plastics,

adhesives and other products.

▲ **Anaerobic digestion:** Instead of burning biomass as fuel, this method amounts to piling up waste and waiting. As the name implies, bacteria (anaerobes) literally digest molecules in waste—be it livestock manure or garbage—and produce methane as a byproduct. The gas is then captured and burned to make electricity. Leftover material, in many cases, can be used as compost.

The Future of Biomass

Biomass has come a long way from putting a log on a fire. Applications continue to develop, many of which involve converting biomass to other forms to supplement petroleum use.

New sources of electricity and fuel production are researched every day, and soon, waste such as corn stover (stalks, leaves and husks) and wheat straw will be added to the mix. Non-food crops such as trees and grasses are also being researched for their energy-producing potential, especially in liquid form.

Scott Gates writes on consumer and cooperative affairs for the National Rural Electric Cooperative Association.

Sources: U.S. Department of Energy, U.S. Energy Information Administration



Burning actual biomass feedstock or methane gases produced by decomposition of organic material—in whatever form—creates steam, which then spins a turbine and generates electricity.

Plants for a Cause

Tis' the season for giving, as is apparent by the pleas that appear in our mailboxes from worthwhile charities this time of year. Gardeners can get in on the giving in their own special way by purchasing plants that support a cause.

There have been some very successful campaigns to raise money for different causes by selling plants that are appealing to gardeners and carry a message of hope and inspiration.

Remember Your Loved Ones

'Hosta Remember Me' is a plant that was bred as "June" for Walters Gardens of Zeeland, MI. They renamed it in honor of one of their co-workers, Sandy de Boer, who succumbed to breast cancer in 2001. The folks at Walters Gardens have since raised over \$60,000 to give to the Grand Rapids affiliate of the Susan G. Komen for the Cure organization by donating a portion of the sales of this beautiful plant.

"We are proud to support this cause in the name of Sandy and countless others whose lives have been affected by breast cancer," says Susan Martin, director of Marketing communications at Walters Gardens, Inc.

If a plant could talk, I think 'Hosta Remember Me' would speak of hope and inspiration. The spring leaves emerge in a bright yellow with a narrow, dusty-green edge. By summer they turn a pure white, signaling peace and hope. Like most hostas, this variety is hardy throughout the state. To find it at a garden center near you, visit perennialresource.com and enter the plant name into their plant locator.

Susan G. Komen For The Cure (visit komen.org) was founded in 1982 by Nancy Brinker in honor of her sister, who died of breast cancer at the age of 36.

Pink in the Garden

If you're a hockey fan you may have heard of "Pink in the Rink," a hockey fundraiser for



Invincibelle® Spirit Smooth Hydrangea



Hosta Remember Me



Hosta American Hero

cancer research and awareness. There's also "Pink in the Garden," thanks to the Proven Winners company and their introduction of Invincibelle® Spirit Smooth Hydrangea. Sales of the Invincibelle Spirit has not only raised cancer awareness, but over \$645,500. Of each plant sold, \$1 is donated to the Breast Cancer Research Foundation. Sales of this popular plant and the corresponding Pink Day Fundraisers hosted at garden centers across North America, have helped Proven Winners raise 65 percent of their goal of \$1 million for cancer research.

This is the first pink hydrangea of its kind, according to Proven Winners. It will start flowering in early summer and continue blooming into fall. Like 'Remember Me Hosta,' Invincibelle Spirit is not only beautiful, but hardy even in the Upper Peninsula, which is better known for snowmobiling than lovely gardens!

Honor Our Heroes

Another fundraising campaign initiated by Walters Gardens benefits the troops that so courageously defend our country. For each

Hosta "American Hero" sold, the company donates 25 cents to Project EverGreen, a national nonprofit organization and creator of the GreenCare for Troops program. To date, Walters Gardens has donated over \$4,500 to the program, and the fundraising continues.

The GreenCare for Troops program (visit projectevergreen.org) offers military families assistance in sprucing up their yards by providing landscaping services while their loved ones are off serving their country. Thus far, over 9,000 military families have been connected with over 2,400 volunteers.

Like the heroes they honor, hostas are tough hombres, and the 'American Hero' variety is no exception. This particular hosta has bold variegation that will light up your garden and thick, durable foliage that looks great all summer while you honor the people that serve our country.

Perhaps this holiday season you can buy a gift card to a garden center near you that carries these beautiful plants, or keep them in mind when you're planning ahead for the next growing season.



Croff Craft Custom Driftboats



Small Boats With Big Attitude

Phil Croff wasn't planning to start a boat-building business when he constructed his first driftboat in 2006, using Michigan cedar and walnut. He was looking for a safe way to fish rivers at night—a time when big brown trout come out to feed and anglers wade cautiously to avoid stumbling in the dark.

Croff had worked in the construction trade for years as a finish carpenter. He envisioned a small-but-wide and very stable craft, just perfect for the “tip of the mitt” rivers he likes to fish. When others saw what he built, he began getting orders from anglers who wanted one. And so, a new Michigan business was born: Croff Craft Custom Drift Boats. Its catchy slogan is: “Small Boats with Big Attitude.”

Now, seven years later, Croff's boats are being showcased by Orvis Co., the Vermont-based fly-fishing giant, known for its discerning client base. The company's website features a special 12-foot Orvis Edition Croff Craft that sells for \$10,000.

“I had discovered night fishing for big

brown trout,” explains Croff, the 43-year-old master wood craftsman from Alanson. “It's very addicting, but I hated wading at night. So I got online, trying to figure out how to get on the water to do it. The rivers up here are small. There were 12-foot boats out there, but I couldn't find one stable enough.

“So, I told my wife, ‘I am going to build a boat.’ And her response was: ‘But you don't build boats.’”

Trude Bigelow Croff, his wife of 16 years, laughs about the story. She loves floating on rivers with her husband. Wooden boats have “atmosphere,” she notes, more so than fiberglass, the typical construction material. She's noticed that heads turn when people see a Croff Craft boat go by.

“When Phil told me ‘I am going to build a boat,’ I said ‘you've got to be kidding,’ Trude says wryly. “But Phil is that kind of guy, even in our house. He can't go out and buy something. He has to make it.

“He drew that design on a napkin and I'll be darned if he didn't do it.”

Croff Craft driftboats are handcrafted, one

at a time, to customer specifications. Croff builds them from 12 to 15 feet long. Their deck layouts can be customized, and each offers seating, dry storage, rod storage, an anchor system, and casting braces.

Building a driftboat requires 350-plus hours of labor, Croff explains. The hull is coated with epoxy and fiberglass and then sprayed with a Kevlar-enhanced polyurethane product. All of the other woods get two coats of epoxy and seven coats of clear varnish for a brilliant sheen. His custom oars are built from Douglas fir and clear cedar. Each boat is delivered on a trailer for \$14,000.

“Upper Peninsula cedar is the most outdoorsy wood there is,” adds Croff, a Petoskey native and Great Lakes Energy Cooperative member. “It is the lightest and most weather-worthy wood I can use to build these.”

Croff grew up fishing northern Michigan's small, spirited streams, so he knew a wide, stable hull was in order—one that draws just a few inches of water.

The Croff Craft driftboat is the product of an inspired moment in 2005 when Croff was sitting in a local pub with a buddy. They were comparing notes about boat design, so he grabbed a napkin and began sketching lines. The result became his signature design.

“He's gotten a lot of attention for it,” adds Trude, an artist and the owner of Beveled Edges, a Harbor Springs custom frame shop. “He built that first one for himself, but people keep asking him to build one.

“We still have that napkin. I am going to frame it someday.”

croffcraft.com



Page 12: Top – A Croff Craft three-seat driftboat model called “Traditional,” is the type Phil Croff uses to guide clients in his fishing guide business. A magazine for engaged couples, called “Destination I Do” (spring 2012), also featured his guided fly-fishing trips as an idea for a customized bachelor party. **Left** – Phil Croff gears up for some river fishing on one of his favorite northern streams. **Right** – To find out more about these handcrafted boats call 231-330-5762, visit croffcraft.com or join a blog about them at <http://tinyurl.com/k9tsnsr>.

Page 13: Phil Croff displays a beautiful 19-inch rainbow trout that he caught on an egg-fly while fishing the Pere Marquette River.

Give Thanks!

Kids who practice gratitude grow in health, happiness and learning.

My grandson D.J. performs a trick these days that makes us all melt. His dad calls out, “D.J., you’re welcome.” To which D.J. chirps, “Thank-you!” in his not-quite-2-year-old dialect.

He also says “thank you” when you hand him something he loves—say a blueberry, a ball, or his own special blankie.

Some experts would say that D.J. is too young to understand the concept of gratitude—that he’s just learning by rote what might better be taught later on. I’m not worried. His older sisters learned the habit of gratitude early and, wow, has it caught on.

Last November, the girls created a yards-long paper chain in preparation for Thanksgiving. On every link is written something they expressed thanks for. The attitude stuck, and over the past year they’ve initiated a “Thankful Christmas Tree” and a “Thankful Birthday Countdown” poster.

Now, here’s what’s great: this attitude of gratitude is propelling D.J. and his sisters toward health and happiness, and there is hard science to prove it.

Robert Emmons, a PhD, psychology professor at UC Davis, and arguably the world’s leading expert on the science of gratitude, has compiled the work of dozens of scientists and philosophers in his book, “Thanks!: How the New Science of Gratitude Can Make You Happier” (Houghton Mifflin Harcourt, 2007).

Emmons reports that in contrast to people who listed their hassles, people who wrote down blessings they were thankful for slept better, had more energy, suffered less illness, exercised more, were more optimistic about their future, and felt better about their lives.

And here’s a really surprising part: It turns out that the simple act of giving thanks can even affect how much our kids learn.

The best part is, modeling and teaching gratitude doesn’t cost a dime. It doesn’t take special training, and no special equipment is needed.

Ann Voskamp, author of the best-selling

book, “One Thousand Gifts,” posted a blog describing “15 Happy Ways to Grateful, Joyfilled Kids.” Here is just a sampling of her ideas:

▲ Post a sticky note on the mirror that asks, “*What are you grateful for right now?*”

▲ Make space for thanks. Fill a window or wall with sticky notes of thanks. Hang a paper banner or “Grateful Tree” at the back door and invite the whole family (guests, too) to grab a pencil and writing down one or two gifts every time they come in or out the door.

▲ Leave out a basket of thank-you notes, an invitation to always give thanks to someone.

▲ Leave a “Family Gratitude Journal” permanently open on the counter.

▲ Tuck a note into a lunchbox or a coat pocket inviting kids to focus on what’s good, and write it down. Share their finds every night at dinner.

▲ Take the “no complaining” challenge. Dare to go all day with no complaining. Slip a rubber band or bracelet on your wrist and every time you complain, move it to the other wrist. Celebrate with a special treat when the whole family can go the whole day without moving their bands.

▲ Model gratitude yourself. More is caught than taught. Intentionally live wholesale gratitude. *Let your family see your joy!*

Whatever you decide to do, establish your own daily ritual of sharing thanksgiving...not just in November, but all year long. Chances are, you’ll experience a happier, healthier family.

NOTE: You can read Anne Voskamp’s entire blog post at aholyexperience.com/2012/03/how-to-help-raise-grateful-kids/

Not your style? Check out the PBS Parents article, “10 Ways to Raise a Grateful Kid” at pbs.org/parents/special/article-ten-ways-raise-grateful-kid.html

Call 2-1-1 For Heating, Human Services Help

Thanks to 2-1-1, a free community health and human services information and referral service, help is available to people in need.

By simply dialing 211, available 24 /7, callers will be connected with a trained, caring professional who will confidentially assess their situation, identify their needs and refer them to local resources for help.

The 2-1-1 program provides information and referral for:

● **Basic Human Needs:** food, clothing, shelter, utility assistance, etc.

● **Physical and Mental Health:** medical information, crisis intervention services, support groups and counseling, etc.

● **Support for Older Americans and People with Disabilities:** home health care, adult day care, independent living, workforce training, Meals on Wheels, etc.

● **Support for Children, Youth and Families:** quality childcare, early childhood programs, after-school programs, summer camps, mentoring, tutoring, etc.

● **Crisis Calls:** suicidal thoughts, domestic violence, Public Health Emergencies, etc.

The implementation of 2-1-1 is spearheaded nationwide by United Way and information and referral agencies in states and local communities.

Individuals who need information on how to volunteer or have items to donate to their community can also connect by calling 211.

For more information about services in Michigan, visit uwmich.org/2-1-1; nationwide, visit 211us.org; or, simply dial 211.

Michigan 2-1-1 Service Areas By Regional Call Center

(as of March 2013)



Home Heating Assistance Programs • 2013–2014 Season

Program: Winter Protection Plan

Contact: Your Local Utility Company

Income Guidelines 2013–2014	
# in Household	150% Poverty Guide Maximum Income
1	\$17,235
2	23,265
3	29,295
4	35,325
5	41,355
6	47,385
7	53,415
8	59,445

Add \$6,030 for each additional member.

Note: All customers 65+ are eligible regardless of income. Customers are responsible for all electricity and natural gas used. At the end of the protection period, participants in the plan must make arrangements with their utility company to pay off any money owed before the next heating season.

The **Winter Protection Plan** protects eligible senior and low-income customers from service shut-offs and high utility bill payments during the winter months (Nov. 1–March 31). You may enroll between Nov. 1 and March 31. If you are an eligible low-income customer, your utility service will remain on from Nov. 1 through March 31, if you:

- pay at least 7% of your estimated annual bill each month, **and**
- make equal monthly payments of 1/12 of any past due bills.

When the protection period ends (March 31), from April 1 through Oct. 31, you must begin to pay the full monthly bill, plus part of the amount you owe from the winter months when you did not pay the full bill. **Participation does not relieve customers from the responsibility of paying for electricity and natural gas usage, but does prevent shut-off during winter months.**

You qualify for the plan if you meet at least one of the following requirements:

- you are age 65 or older,
- you receive Department of Human Services cash assistance, including SSI,
- you receive Food Stamps,
- you receive Medicaid, or
- your household income is at or below the 150% of poverty level shown in the Income Guidelines chart at left.

Senior citizen customers (65 or older) who participate in the Winter Protection Plan are not required to make specific payments to ensure that their service will not be shut off between Nov. 1 and March 31. However, seniors are encouraged to pay whatever they can during the winter so they will not have large, unmanageable bills when the protection ends.

Program: Home Heating Credit

Contact: Mich. Dept. of Treasury

# Exemp.	Max. Income	# Exemp.	Max. Income
1	\$12,642	4	25,929
2	17,071	5	30,328
3	21,500	6	34,757

Add \$4,429 for each additional member.

You can apply for a **Home Heating Credit** for the 2013 tax year if you meet the income guidelines listed at left, or you qualify based on alternate guidelines including household income, exemptions, and heating costs. Additional exemptions are available for seniors, disabled claimants, or claimants with 5% or more of their income from unemployment compensation.

If you qualify, you may receive assistance to help pay for your winter heating bills. Forms are available mid- to late-January wherever tax forms are provided, or from the Michigan Dept. of Treasury (517-636-4486, or michigan.gov/treasury). The Home Heating Credit claim form must be filed with the Michigan Dept. of Treasury **before Sept. 30, 2014**.

Program: Earned Income Credit

Contact: U.S. Treasury Dept.,
Internal Revenue Service
irs.gov/EITC

Michigan Dept. of Treasury
michigan.gov/treasury

The **Earned Income Credit (EIC)** is a refundable federal income tax credit for low-income working individuals and families who meet certain requirements and file a tax return. Those who qualify will owe less in taxes and may get a refund. Even a person who does not generally owe income tax may qualify for the EIC, but must file a tax return to do so. If married, you must file jointly to qualify. File Form 1040 or 1040A and attach the EIC.

You may claim a **Michigan earned income tax credit** for tax year 2013 equal to a percentage of the federal earned income tax credit for which you are eligible. Visit the website or see the 2013 MI tax booklet for additional information.

Program: Crisis Assistance Program

Contact: Local Michigan Department
of Human Services (DHS)
michigan.gov/mdhs

State Emergency Relief Program (SER): You do not have to be a DHS client to apply. All energy-related SER requests, including furnace repairs, heat and electricity services must fall within the crisis season, which now runs from Nov. 1 through May 31 each year. Program is subject to funds availability to assist low-income households, and other requirements. However, if you receive a DHS cash grant, you may vendor part of it towards heat and electric bills. Contact your local DHS or call the Home Heating Hotline, 855-275-6424.

Program: Low-Income Home Weatherization

Contact: Local Community Action Agency

You may be able to receive help with weatherizing your home to reduce energy use if you meet low-income eligibility guidelines (150% of poverty guidelines shown above) and funding is available. **Weatherization** may include caulking, weatherstripping, and insulating. Contact your local Community Action Agency for more information. Visit mcaaa.org to find one in your area.

Program: United Way

Contact: Call 2-1-1 or UWmich.org/2-1-1

2-1-1 is a free phone service operating 24 hours per day providing callers information about resources that may be available in their particular area to help with utilities and other needs. Learn more at UWmich.org/2-1-1.

Program: Medical Emergency Protection

Contact: Local Utility Company

You are protected from service shut-off for nonpayment of your natural gas and/or electric bill for up to 21 days, possibly extended to 63 days, if you have a proven **medical emergency**. You must provide written proof from a doctor, public health or social services official that a medical emergency exists. Contact your gas or electric utility for more information.

Program: Shut-off Protection for Military Active Duty

Contact: Local Utility Company

If you or your spouse has been called into **active military duty** you may apply for shut-off protection from your electric or natural gas service for up to 90 days. You may request extensions. You will still be required to pay, but your utility company will help you set up a payment plan. Contact your utility service provider.

Program: MI Energy Assistance Program

Contact: Utility or 2-1-1 in late November

Agency assistance through MEAP, which includes funds from the Low Income Energy Assistance Fund (LIEAF), will be available Dec. 1. Visit Michigan.gov/mpsc for details about organizations that have received MEAP grants. Shut-off protection is provided Nov. 1-April 15 for all residential customers (regardless of income) of any Michigan electric that has chosen not to collect 99 cents monthly from its customers for the LIEAF fund.

See story on p. 14 or dial 211 for more information on heating and other human services programs and help.

HOLIDAY DESSERTS



Red Velvet–Raspberry
Tiramisù Trifle

Holidays are a wonderful time to spend with family and friends, but don't forget about the great food! These festive dessert recipes will bring holiday cheer in every bite.

Red Velvet–Raspberry Tiramisù Trifle

1 c. seedless raspberry jam
1/4 c. black raspberry liqueur
1/4 c. fresh orange juice
2 8-oz. containers mascarpone cheese
2 c. heavy cream
1/3 c. sugar
1 t. vanilla extract

Red velvet cake, broken in pieces
3 6-oz. containers fresh raspberries

Whisk together first three ingredients in a small bowl. Stir together mascarpone cheese in a large bowl. In another bowl, beat heavy cream at high speed with an electric mixer until foamy; gradually add sugar and vanilla, beating until soft peaks form. Stir one-fourth of whipped cream into mascarpone using a rubber spatula; fold in remaining whipped cream. Arrange one-third of Red Velvet cake pieces in a 3-quart trifle dish, drizzle with one-third of jam mixture, top with one

container of raspberries, and dollop with one-third of mascarpone mixture. Repeat layers twice. Cover and chill 4 to 24 hours before serving. Make snowflake garnishes by tracing snowflake templates on wax or parchment paper with royal icing. Let them dry at room temperature; peel off and place on top.

Amy Breimayer, Westphalia

Chocolate–Cherry Bars

2 c. all-purpose flour
2 c. quick-cooking oats
1 1/2 c. sugar
1 1/4 c. butter, softened
1 21-oz. can cherry pie filling
1 t. almond extract
1/4 c. semi-sweet chocolate chips
3/4 t. shortening

In a mixing bowl, combine flour, oats, sugar and butter until crumbly. Set aside 1 1/2 cups for topping. Press remaining crumb mixture into an ungreased 9x13-inch baking dish.

Bake at 350° for 15 to 18 minutes or until edges begin to brown. In a bowl, combine pie filling and extract; carefully spread over crust. Sprinkle with reserved crumb mixture. Bake 20 to 25 minutes more or until topping is lightly browned. Melt chocolate chips with shortening in microwave; stir until smooth. Drizzle over warm bars. Makes three dozen. These bars are not only delicious but very festive-looking.

Bonnie Gauld, Fife Lake

Cranberry Pudding

1/2 c. boiling water
2 t. baking soda
1/2 c. dark molasses
1 1/3 c. flour
1 t. baking powder
1 c. whole, raw cranberries

Sauce:

1/2 c. sugar
1/2 c. whipping cream
1/4 c. butter

Mix water, soda and molasses. Add flour and baking powder. It will foam and look terrible. Add cranberries. Pour into a quart-size greased, steamed pudding mold or coffee can. Cover tightly. Place in a steamer or large pan with about 2 inches of water. Cover tightly and steam gently for two hours or until center is set. When ready to serve, unmold and slice or scoop out of steamer into individual bowls. For sauce, mix ingredients together. Heat over low heat until butter melts and mixture is hot, but not boiling. Pour sauce over pudding while sauce is still hot. This is my grandmother's recipe, and I've never seen one quite like it.

Chris McAfee, Pointe Aux Pins

Double Chocolate Bread Pudding

2 packages (4-serving size) chocolate cook & serve pudding and pie filling
5 c. milk
5 c. french bread cubes
4-oz. package Baker's German Sweet Chocolate, chopped

In a large bowl, stir pudding mixes into milk with wire whisk for 1 minute or until well blended. Stir in bread. Pour pudding mixture into 9x13-inch baking dish. Sprinkle evenly with chopped chocolate. Bake at 350° for 40 minutes or until pudding just comes to a boil in the center. Remove from oven and let stand for 10 minutes before serving. Serve warm. Store leftovers in fridge.

Marcia Scully, Atlanta

Photography by: 831 Creative



Pretzel Treats

Pretzel Treats

- 1 bag small round pretzels (or waffle-style)
- 1 bag M&M's®
- 1 bag Hershey's Kisses®

Put small round pretzels on cookie sheet and place an unwrapped Hershey's Kiss® on top of each pretzel. Put in 200° oven for 5 minutes. Take out and add an M&M to each top.

Caroline Dinse, Idlewild

Layered Christmas Jello

- 1 small package lime jello
- 1 c. pineapple tidbits, drained
- 1/3 c. drained pineapple juice
- 1 c. boiling water
- 1 package unflavored gelatin
- 2 T. cold water
- 8-oz. package cream cheese (softened)
- 1/4 c. milk
- 1 large package strawberry jello
- 2 c. boiling water
- 1 can whole cranberries

Dissolve jello in boiling water. Add pineapple and juice. Chill in a glass serving bowl. Sprinkle gelatin over cold water to soften. Add cream cheese softened with milk. Mix well and spread over firm lime layer. Dissolve strawberry jello in hot water. Add cranberries; cool. Pour over cheese layer. Chill until firm. This dessert is prettiest when served in a trifle-shaped bowl, but any container works.

Jan Seidel, Gaylord

Oatmeal Cake

- 1 1/4 c. boiling water
- 1 c. quick oatmeal
- 1/2 c. shortening
- 1 c. brown sugar
- 1 c. white sugar
- 2 eggs
- 1 1/3 c. flour
- 1/2 t. salt
- 1/2 t. nutmeg
- 1 t. baking soda
- 1 t. cinnamon
- 1 1/2 c. raisins (optional)
- 1 c. walnut pieces (optional)

Pour boiling water over the oatmeal and let stand for 20 minutes. Cream shortening and

sugars, then add softened oatmeal and rest of ingredients; raisins and walnuts last. Pour into greased and floured 9x13-inch cake pan. Bake at 325° for 40 to 45 minutes or until toothpick comes out clean. This cake does not need icing, as it is moist and tastes just as good without it.

Jean Onsted, Adrian

Cinnamon Cream Cheese Delight

- 2 containers crescent rolls
- 2 8-oz packages cream cheese (softened)
- 1 1/2 c. cinnamon sugar
- 1 stick of butter

Spray a 9x11-inch pan with non-stick cooking spray. Place one layer of the rolls on bottom. Mix cream cheese with 1 cup cinnamon sugar until smooth. Smooth mixture over first layer of rolls. Layer another set of rolls. Melt butter and pour over second layer. Sprinkle top with remaining cinnamon sugar. Bake at 350° for 30 to 35 minutes. To make it as a holiday dessert, sprinkle top with colored sugar. Enjoy!

Deborah Wright-Finedell, Kalamazoo

Christmas Coconut Cake

- 1 1/2 sticks unsalted butter, softened
- 2 c. sugar
- 6 egg whites
- 2 1/4 c. cake flour
- 2 t. baking powder
- 1/2 t. salt
- 1 t. coconut flavor
- 1 c. unsweetened coconut milk
- 1 c. flaked coconut
- garnish: 2 1/2 to 3 c. flaked coconut*

Icing:

- 2 sticks butter
- 1/4 c. shortening
- 1 1/2 lbs. confectioner's sugar (3/4 of 32-oz. bag)
- 1 t. coconut flavor
- 4-5 T. unsweetened coconut milk (shake can well)
- 1 1/2 c. flaked coconut

Preheat oven to 350°. Butter and flour two round 9-inch cake pans. With electric mixer, beat butter with sugar for 3 minutes, until light and fluffy. Slowly add egg whites until blended. In a large bowl, sift together the cake flour, baking powder and salt. Add flour mixture to butter mixture until blended; don't overmix. Divide batter evenly between the cake pans. Bake for 30 to 35 minutes, until lightly golden and firm to touch. Completely cool in pans on wire rack, then carefully unmold. Using a serrated knife, cut each cake horizontally into 2 equal layers (creating a total of 4 layers).

For icing, cream butter, shortening and confectioner's sugar in a stand mixer until light and fluffy. In another bowl, combine coconut flavoring and coconut milk; add 1 cup flaked coconut. Beat coconut mixture into fluffy icing. Remove 2 cups of the whipped icing and stir 1 1/2 cups flaked coconut into it; set aside.

When ready to ice cake, place first cake layer on serving dish. Dollop one-third of frosting with coconut flakes and spread evenly; continue for each layer. With the remaining frosting, frost the top and sides of cake. Finish by gently pressing the remaining 2 1/2 to 3 cups flaked coconut on frosted cake. Serve on elegant glass cake stand.

Karen Belinger, Rothbury

Pecan Derby Pie

- 1 9-inch pie crust
- 3 eggs
- 4 T. butter, melted
- 1/2 c. granulated sugar
- 1/4 c. brown sugar
- 3/4 c. corn syrup
- 2 T. flour
- 1 t. vanilla
- 1 T. bourbon (optional)

- 3/4 c. chopped pecans
- 1/2 c. chocolate chips

Prick piecrust with fork; set aside. In blender, beat eggs, butter, sugars, corn syrup, flour, vanilla, bourbon and pecans. Blend until combined. Spread chocolate chips on bottom of crust. Pour egg mixture over chocolate and bake at 350° for 45 minutes.

Jennifer Sylvester, Sand Lake

Submit your recipe! Contributors whose recipes we printed in 2013 have been entered in a drawing: *Country Lines* will pay the winner's January 2014 electric bill (up to \$200)! The winner will be announced in the January 2014 issue. A new contest will begin with the January issue.

Thanks to all who send in recipes! Please send in your favorite "Cooking For One" recipes by **Dec. 10** and "Easter" recipes by **Jan. 10**.

Mail (handwritten or typed on one side) to: *Country Lines* Recipes, 2859 W. Jolly Rd., Okemos, MI 48864; or email recipes@countrylines.com.



Visit recipe editor Christin McKamey's website, veggiechick.com, for healthy, vegetarian recipes and info!

Here's What About

50¢

Will Get You...



About 50¢ a Month Makes a Difference to Your Northern Michigan Neighbors in Need.

So far, 4,000 of you have signed up for Operation Round Up, rounding your electric bill up to the next dollar. That generosity provided much-needed funding to dozens of local organizations in the last year. Plus, just for signing up you'll be entered to win \$50!

♥ Share the Love and Win \$50

Sign up at: facebook.com/cherrylandelectriccoop or on our website at: cherrylandelectric.com/cherrylandcares.



Cherryland Electric Cooperative



It Was a Wonderful Life

She was a ground-breaking singer in northern Michigan. Later, she was an accomplished artist known throughout the Midwest.

This was her favorite time of the year—Thanksgiving and Christmas—but Dianne Avery passed away at the age of 61 in late September.

Dianne was the best friend my wife Lois and I ever had and she touched the lives of many people around the Grand Traverse area.

I first saw her in 1974 when she was part of the ground-breaking singing and dancing group of college kids called The Schussycats at Schuss Mountain Resort near Mancelona. Her husband Larry was a guitar player and singer with the group.

My friends and I were waiters at nearby Shanty Creek and we had heard about the Schussycats, who sang, danced, played instruments and came from Ball State University in Muncie, IN.

After they finished their first set that night, I said to my friends at the table: "Some people have everything. That blond-haired girl is the best looking girl in the room, the best singer in the room and the best dancer."

I thought for a few minutes more and said, "But I'll bet she's really stuck up."

A few seconds went by and one of my friends at the table said, "Actually, I've spent time with them after the show and she's probably the nicest person in the room, too!"

Fast forward 15 years and my wife Lois and I are raising our three kids and the Avery family moves into our subdivision. Our boys are the same age. We share rides. We become best friends for decades.

Turns out, my friend at the table that night was right. Both Larry and Dianne were the best people my wife Lois and I ever knew. They co-owned Dill's in downtown Traverse City and hosted the Golden Garter Revue every summer, made up of college kids from around the Midwest.

They were all about music and laughter

and friendship. Their oldest son Justin writes and performs music in Los Angeles and also tours with the singer Meatloaf and his group. Their youngest son Kyle plays drums locally and works in Traverse City.

Dianne, who toured with Larry nationally after the Schussycats in a group called The Park Avenue Kids, turned to another artistic endeavor after she retired as a performer. She became an artist and was known throughout the Midwest for her paintings on driftwood of St. Nicklaus.

But the best thing about her was her heart. She was a joy to be around. Her favorite song was "It's A Beautiful Morning," and her favorite movie was "It's A Won-



Nick Edson

Dianne was one of those people who—as the James Taylor song goes—"showered the people she loved with love."

derful Life" with Jimmy Stewart. Every year around Christmas we'd head to the State Theatre to watch it.

She had three bouts with cancer and the third one claimed her life in September.

If there's any solace in her passing it's that she's spending time now with the beloved grandma she lost and the father she adored and lost... in a place where she can never lose them again.

But there are so many great memories of those social nights we had at the Avery house and at Dill's restaurant and bar when our kids were young.

One day we got a call from an elementary school teacher at Willow Hill, where our kids went to school. There was a short diary item from our youngest daughter Kelli. We had gone to Sleder's instead of Dill's one night for dinner. Her entry that the teacher loved was, "My folks took us kids to a new bar last night." Dianne laughed so hard at that.



Dianne Avery

Come to think of it, she laughed at many things. That's what made her a joy to be around.

She loved delivering Meals on Wheels to seniors, which she did for more than 20 years, and she worked part-time at Orchard Creek Assisted Living. She was a great listener and she was fascinated by the stories the seniors told.

Dianne was one of those people who, as the James Taylor song goes, "showered the people she loved with love."

She was a difference maker in a world that needs them desperately. She was one of those special people who didn't need money to make a difference. She did it with her God-given gifts—singing, dancing, painting, listening and laughing.

And she did all those as the most humble person I have ever met. Her humility was a lesson in humanity.

Her life was too short, but "It Was a Wonderful Life."



MDEQ Issues Draft Air Quality Permit

The Michigan Department of Environmental Quality (MDEQ) issued a draft air quality permit in late September for installation of an air quality control system (AQCS) at the Presque Isle Power Plant in Marquette.

Wolverine Power Cooperative and We Energies announced plans to pursue joint ownership of the power plant in 2012. In exchange for an approximate one-third ownership in the facility, Wolverine agreed to fund construction of a state-of-the-art AQCS. “The new AQCS will meet current and

proposed air quality requirements,” explains Brian Warner, vice president of environmental strategy for Wolverine. “It will help keep an important source of electric generation in the Upper Peninsula running.”

The MDEQ will review public comments on the draft air quality permit and is expected to approve or deny the permit by year end. The air quality permit is one of several regulatory authorizations needed to proceed. The Michigan Public Service Commission, Public Service Commission of Wisconsin and Federal Energy Regulatory

Commission have approved the partnership between Wolverine and We Energies at the Presque Isle Power Plant.

Located on the Lake Superior shore, the plant consists of five coal-fueled units built between 1974 and 1979. Under the joint ownership agreement, We Energies and its employees will operate both the plant and AQCS.

Construction of the AQCS is expected to take two years to complete. Operation of the power plant with the new controls is planned for 2016.

Statement of Ownership, Management & Circulation

(Required by U.S.C. 3685) 1. Publication Title: Michigan Country Lines. 2. Publication No.: 591-710. 3. Filing date: 10/1/13. 4. Issue frequency: monthly, except August and December. 5. No. of issues published annually: 10. 6. Annual subscription price: \$6. 7. Complete mailing address of known office of publication: Michigan Electric Cooperative Association, 2859 W. Jolly Rd., Okemos, MI 48864. 8. Complete mailing address of headquarters or general business office of publisher: 2859 W. Jolly Rd., Okemos, MI 48864. 9. Full names and complete mailing address of publisher, editor, and associate editor: Craig Borr, Gail A. Knudtson, Douglas Snitgen, 2859 W. Jolly Rd., Okemos, MI 48864. 10. Owner: Michigan Electric Cooperative Assoc., 2859 W. Jolly Rd., Okemos, MI 48864. 11. Known bondholders, mortgagees, and other security holders owning or holding 1 percent or more of total amount of bonds, mortgages, or other securities: None. 12. Tax status: Has not been changed. 14. Issue date for circulation data below: Sept. 2012 15. Extent and nature of circulation:

	Avg # of copies each issue during preceding 12 mo.	Actual # of copies of single issues published nearest to filing date
A) Total No. of copies.....	237,601	187,070
B) Paid and requested circulation.....	234,220	183,520
C) Total paid and requested circulation.....	234,220	183,520
D) 1) Free distribution by mail.....	504	478
2) Free distribution outside mail.....	2,877	3,072
E) Total free distribution.....	3,381	3,550
F) Total distribution.....	237,601	187,070
G) Copies not distributed.....	0	0
H) Total.....	237,601	187,070
I) Percent paid and/or requested circ.	98.5%	98.1%

16. Publication of statement of ownership: November 2013

17. Signature and title of editor: Gail Knudtson

Historical Society Now Offers Bicentennial Farm Signs



It’s been a great year for our state’s Centennial Farm Program. “The Historical Society of Michigan has certified 41 Centennial and 14 Sesquicentennial farms,” says Kellie Bolster, membership and awards coordinator. “There have also been 22 orders for replacement Centennial signs.”

As a result of this growing interest, the Historical Society is now certifying Bicentennial farms and has updated the Centennial and Sesquicentennial certification applications, making them more organized and easier to understand. The new signs look similar to the Centennial signs, with the exception of the “Bicentennial” wording.

Visit hsmichigan.org/programs/centennial-farm-program/ apply-or-order/ to find the new applications, call 517-324-1828, or email bolster@hsmichigan.org.

Sizing Up Storm Doors

A variety of options can fit any efficiency need or budget.

Q: *I feel air leaks around my doors, so I'm thinking about adding storm doors. I want ones that also have screens, but my budget is limited. Is it worth-while adding storm doors, and what should I look for?*

A: Even though it is a relatively small area compared to the entire wall of a house, just one door can lose a significant amount of energy. Even insulated doors typically have some glass, which have lower insulation value, and inadequate weather stripping will allow air to leak through.

Before buying anything new, make sure your primary doors are as airtight as possible. Adding storm doors can certainly improve the energy efficiency of almost any house, but they are not designed to correct efficiency problems of an old, warped primary door.

If possible, buy replacement weather stripping for your existing doors from the original manufacturer. If you can't find it, most home improvement stores sell many generic types that should fit. Pry off the old door molding, fill any gaps around the framing with non-expanding foam insulation, and caulk around the door frame.

The quality of the storm door construction is important for a nice appearance, long life, and security. It must withstand a lot of abuse, so it's best not to pick the cheapest one. From an energy efficiency standpoint, however, the most important factors are the dead air space between the storm and primary doors and how well it blocks the wind.

Buying an aluminum storm door and installing it yourself is the typical low-cost option. They're very lightweight and made to fit standard-size openings, so installing one is a simple do-it-yourself project.

When you see the door on display attached to a wooden frame at the store, the aluminum frame will feel very strong. When you open the box at home, you may find the unattached aluminum frame strips are somewhat flexible. Be careful not to kink them during handling. Apply a generous bead of caulk on the back of the aluminum frame when screwing it to

the door frame.

If you plan to use natural ventilation in the summer, a self-storing triple-track storm/screen door is your most convenient option. The screen panel has its own vertical track in the door, so it never has to be removed. At the end of winter, just slide one of the glass panels down and slide the screen panel up for ventilation.

A fairly new design of storm/screen door uses a spring-mounted roll-up retractable screen that is built into the door. When you're ready for ventilation, just lower the glass and pull the screen down as far as you wish. This design is attractive because the screen is hidden away during winter without having to remove and store the screen panels.

If your budget allows, some very attractive all-wood framestorm/screen doors (made with mortise and tenon joints) are available. These are strong and secure, but do require some regular maintenance-similar to any wood door. For added security, ornate wrought iron storm doors are available with actual deadbolts and very tough, break-in resistant stainless steel screens.

If your budget is really tight, consider making your own storm door. It is easy to mount hinges in the existing door opening for the storm door. Make a simple wooden frame with only the top half open and a plywood lower panel. This panel improves rigidity

The following companies offer storm/screen doors:

- **Cumberland Woodcraft**
800-367-1884
cumberlandwoodcraft.com
- **Emco Specialties**
800-933-3626, emcodors.com
- **Homeguard Industries**
800-525-1885
home-guard.net
- **Pella**
800-374-4758, pella.com
- **ProVia Door**
877-389-0835, proviador.com.



It is easy to install a storm door. With pre-assembled parts, no cutting is required, and pre-drilled installation and assembly holes eliminate any guesswork.

for a more airtight seal and better durability.

Most home improvement stores carry sheets of clear acrylic plastic to mount in the frame. Make another narrow wooden frame slightly larger than the open half and mount the acrylic sheet in it. Screw it over the storm door opening. Make a similar frame with screening in it for summer use. If you prefer more durability and efficiency, and a perfectly clear view outdoors is not critical, select double-walled polycarbonate instead of acrylic. You can barely break the polycarbonate, even with a big hammer.

Nail spring-steel weather stripping in the door opening on the latch side, and top and bottom. This type of weather stripping is very durable where there is sliding friction. Adhesive-backed foam weather stripping is effective in compression on the hinge side.

Send inquiries to James Dulley, Michigan Country Lines, 6906 Royalgreen Dr., Cincinnati, OH 45244 or visit dulley.com.

James Dulley is a nationally recognized mechanical engineer writing about home energy issues for the National Rural Electric Cooperative Association.



Safety Tips for Portable, Standby Generators

When Superstorm Sandy knocked out power to millions on the East Coast last fall, many of those affected turned to portable, standby generators to help keep food safe, lights on, and safety and medical equipment operating. The growing popularity of emergency generators has resulted in several million being placed in homes and small businesses across the nation.

However, only a small percentage are hooked up or used correctly, so it's important for consumers to understand proper generator safety steps.

"Generators can be a lifesaver for some and can improve the quality of life after a natural disaster such as a hurricane, tornado or earthquake," explains Molly Hall, execu-

tive director of the Safe Electricity program. "However, it's critical that proper safety precautions be taken to prevent accidents that could affect you, a family member, neighbor or utility lineworker."

Generators can be installed temporarily or permanently. A permanent generator is wired into a house by a qualified electrician using a transfer switch. This protects you, your neighbors, and repair crews from electricity backfeeding onto power lines. This

can seriously injure anyone near those lines, especially co-op crews working to restore power. A temporary generator fired by gas or diesel fuel should not be attached to a circuit breaker, fuse or outlet.

Improper use of a standby generator can lead to injury or death, so please follow these usage tips to keep you and your family safe:

- ▶ Read and follow all manufacturer operating instructions to properly ground the generator. Be sure you understand them before starting it up.

- ▶ Standby generators should have a transfer safety switch installed by a professional. Portable generators should never be plugged directly into a home outlet or electrical system—use an extension cord to plug appliances into an outlet on the generator.

- ▶ Never operate a generator in a confined area, such as a garage. Generators produce gases, including deadly carbon monoxide. They require proper ventilation.

- ▶ When venturing outside after a severe storm, stay away from downed power lines and be alert to the possibility that tree limbs or debris may hide an electrical hazard. Assume that any downed or dangling wires you encounter are electrical, and treat them as if they are energized. Warn others to stay away, and then contact the electric utility.

- ▶ Generators pose electrical risks, especially when operated in wet conditions. Use a generator only when necessary when the weather creates wet or moist conditions. Protect the generator by operating it under an open, canopy-like structure on a dry surface where water cannot form puddles or drain under it. Make sure your hands are dry before touching a generator.

- ▶ When refueling a generator, make sure the engine is cool to prevent a fire, should the tank overflow.

- ▶ Make sure nothing is plugged into a generator when you turn it on. This prevents a surge from damaging your generator and appliances.

- ▶ Keep children and pets away from the generator, which could burn them.

Portable generators are helpful during an extended power outage, but they can be extremely dangerous if not used properly.

Safe Electricity is the safety outreach program of the Energy Education Council, a nonprofit organization with over 400 electric co-op members and many others who share the mission of educating the public about electrical safety and energy efficiency.

For more safety information on the use of portable and standby generators and safety after a storm, go to **SafeElectricity.org**.



Source - SafeElectricity.org



Help a kid.



One Call 231-486-9214

or



One Click marathon4kids.com

helps



One Kid Big Brothers Big Sisters of
Northwestern Michigan

WHAT IS IT? Marathon 4 Kids is a fundraiser developed by Cherryland General Manager Tony Anderson to raise money for Big Brothers Big Sisters of Northwestern Michigan.

HOW DOES IT WORK? Tony's goal is to complete 50 marathons, one in each state. So far, he has run marathons in 20 states.

WHERE DOES THE MONEY GO? 100 percent of the money goes towards serving kids in northwest Michigan through Big Brothers Big Sisters.

MORE INFORMATION? Contact Tony at 231-486-9214 or marathon4kids@gmail.com, or visit marathon4kids.com.



Great Lakes
Stainless, Inc.

Curiosity Creative



Big Brothers Big Sisters
of Northwestern Michigan



THE BANK OF
northern michigan



Friendly Skies

If you're flying somewhere this Thanksgiving, good luck. Not only will you be joining millions of other passengers in the friendly skies on one of our busiest travel weekends, but you'll be on planes that have become more like cattle cars than the civilized cabins they once were. (Thanksgiving is our biggest travel weekend, but not the biggest for air travel. Those largely fall in the summer, travel experts say.)

Flying isn't what it used to be. No longer can we run into an airport terminal and book a same-day flight without a satchel of credentials, a body search and myriad questions from security personnel. Seats sure seems smaller, too (even as we get bigger). We have to pay extra for luggage, drinks (even water, on some airlines) and snacks. We can carry-on our own food if we don't wish to subsist on peanuts (also missing on some airlines). Some of this inconvenience is the result of security needs, but others are profit-driven, thanks to fewer airlines with fewer seats to sell.

We can still call a travel agent or airline to book flights, but it's often faster and cheaper to go online and do it yourself. That's intimidating, too. An internet search can reveal a squadron of possibilities, ranked by cost and date; organized by airline. Do you fly out in the morning or on the red-eye? Direct flight or connecting? Carry-on luggage or checked? By the time you're done making decisions, you're worn out and don't even want to think about packing.

My wife Barbara and I have family scattered around the country, so flying is sometimes the only smart option. Still, we try to avoid it—mostly because it's often more trouble than it's worth. Flying is easy from gate-to-gate, but home-to-home can be a different calculation. We figure that the hours waiting in airport lines and sitting on the tarmac might be worse than driving or even staying over-

night on the way, if the scenery is decent and interesting, the traffic is acceptable and we can visit friends along the way.

Then there are the germs. Is there any better place to catch an illness (other than a hospital)? That closed cabin with hundreds of people inside is the perfect place to latch onto a tricky virus just waiting for a host. Almost every trip we've taken recently has ended with one or both of us sick. When I see an airplane now, I think of it as a ferry for viruses spreading from one part of the country to another.

But serendipity does happen on planes sometimes.

A month ago we went to Arizona, where we visited Barb's brothers, drove a restored 1960 MGA into the mountains, participated in an old car show, and got sunburned.

We got there in five hours' flying time, but it took us all day with a plane change in Denver, and we never caught up on the sleep we missed until days after we got back home. We had a great time, but we don't travel as well as we once did.

The trip back from Phoenix was uneventful until we changed planes in Denver. We had only 36 minutes between planes. I asked the flight attendant if we would have a problem making our connection. "You'll have the same problem everybody else will have," she said. Like that really answered my question. It occurred to me that the airline would like to charge extra for information, too.

We made our flight, but sat apart because adjoining seats weren't available when I booked it. I sat next to a mother and her young son, Jayce. He was a handful, as all 22-month-olds are bound to be on a long flight. (I remember those days with our boys.) They were on their way to visit his grandfather in Macomb County. Jayce had trouble sitting on his mother's lap. He squirmed and jostled, ate snacks and drank milk, kicked the seat in front of him, tried coloring and watching a



"Cars" video, played with a "Cars" metal replica, and started dropping it in hard-to-reach places. His mother tried reading to him. He wasn't having it.

I found a card of oxygen mask instructions in the seat pocket, folded it to make a tunnel, put it on the tray and showed Jayce how to push the car through. It intrigued him for several minutes. Then he started calling me "daddy."

He finally settled down, with about a half-hour left in our flight, as his mother had predicted. He grabbed one of my fingers in his small hand and pulled it to him. He fell asleep in his mother's lap, holding my hand in his lap. There is nothing quite like the human connection of a child's grasp.

So, sometimes flying is worth it.

But it's always good to be back home, in Michigan, with reasonable temperatures, four seasons, real trees, snow, lakes, and your own bed.

Happy Thanksgiving.

Mike Buda is editor emeritus of Country Lines. Email him at mike.f.buda@gmail.com or comment on his columns at countrylines.com/ramblings





Designer METAL ROOFING!

Senior & Veterans Discounts Available!

Is your Home Ready for

WINTER?

Showcase Homes Wanted! Call Now!



Oxford Shingle in Shake Grey

See our Photo Gallery and Join our **SWEEPSTAKES** at www.AmericanMetalRoofs.com

Visit the American Metal Roofs Showrooms at

6140 Taylor Dr, Flint, MI 48507 and 1875 Lansing Rd, Charlotte, MI 48813

888-221-1869



Find us on Facebook
fb.me/AMRmichigan



IS METAL ROOFING THE BEST OPTION FOR YOUR CHURCH?

ONE OF OUR CHURCHES PROVED IT!

Dozens of Michigan churches have found that installing an American Metal Roof can save thousands of dollars in future roofing related expenses. One church we worked with conducted their own independent 50 Year Cost Analysis. The result? Proof positive of the long term savings offered by an American Metal Roof. Contact us today about a church roof and we'll give you a copy of their 50 Year Cost Analysis to study and compare with your church's situation. We believe you'll see what they saw; investing now for long-term savings is a wise use of precious resources. Whatever it takes, American Metal Roofs will design a program to fit the needs of your church. We Promise.



cherrylandelectric.com



As a member-owner of Cherryland Electric Cooperative, you have the privilege of participating in the political affairs of our cooperative. That includes your unique right to make financial contributions to the campaigns of candidates for political office who support our electric cooperative.

The Action Committee for Rural Electrification (ACRE) is the political action committee of the nation's electric cooperatives. ACRE Co-op Owners for Political Action gives you, the member-owner, the opportunity to raise your voice on behalf of the cooperative.



For more information on ACRE Co-op Owners for Political Action, contact Rachel Johnson at rjohnson@cecelec.com • 231-486-9275