

MICHIGAN COUNTRY LINES

Jack Barnwell Is
**Mackinac's
Master
Gardener**

Plus!

- 4 GLE Election Changes
- 5 What Can A 10-kilowatt Solar Array Power?
- 12 Light Up Your Business With Energy Savings



WATERFURNACE KNOWS THAT TRAINING MATTERS

Thanks to the 30% federal tax credit, a flood of inexperienced, questionably trained dealers are now offering geothermal. While some companies allow *anyone* to sell their products, WaterFurnace requires an ongoing commitment to the most extensive training and education programs in the industry. WaterFurnace only invests in dealers who are passionate about offering the finest in products and service, and are less concerned with simply being the cheapest. That's why WaterFurnace is the most recognized and respected name in residential geothermal. Or maybe it's because WaterFurnace units use the clean, renewable energy found in your backyard to provide savings up to 70% on heating, cooling and hot water. Or is it thanks to the industry's best warranty? Decide for yourself. Contact your local WaterFurnace dealer for more information, or be prepared to deal with a flood of your own.

YOUR LOCAL WATERFURNACE DEALERS

Bad Axe
B & D Htg
(989) 269-5280

Berrien Springs
WaterFurnace
Michiana
(269) 473-5667

Big Rapids
Stratz Htg & Clg
(231) 796-3717

Caro
AllTemp Comfort, Inc.
(866) 844-HEAT
4328

Carsonville
Certified Temperature
Innovations
(810) 300-7748

Clifford
Orton Refrig & Htg
(989) 761-7691

DeWitt
S & J Htg & Clg
(517) 669-3705

Grand Rapids
Total Comfort
Resource, LLC
(616) 406-3182

Hart/Ludington
Adams Htg & Clg
(231) 873-2665

Indian River
M & M Plbg & Htg
(231) 238-7201

Ionia
Home Experts
(800) 457-4554

Jackson
Comfort 1 Htg/
Lenawee Htg
(517) 764-1500

Kalkaska
Kalkaska Plbg & Htg
(231) 258-3588

Lapeer
Porter & Heckman
(800) 445-4328

Mount Pleasant
Walton's Htg & Clg
(989) 772-4822

Muskegon
Adams Htg & Clg
(231) 873-2665

Muskegon
Kiessel Geothermal
Htg & Clg
(231) 747-7509

Onaway
Standard Htg
(989) 733-8309

Palms
Lakeshore
Improvements
(989) 864-3833

Portland
ESI Htg & Clg
(517) 647-6906

Traverse City
Geofurnace Htg
& Clg
(231) 943-1000

Traverse City
D&W Mechanical
(231) 941-1215

UPPER PENINSULA
Manistique
Hoholik Enterprises
(906) 341-5065

Marquette
J Goods Plbg & Htg
(906) 235-5788

Marquette
Swick Plbg & Htg
(906) 228-3400

**Sault Ste Marie/
Kinross**
Great Lakes
Services Inc.
(906) 632-5543



7 Series
The ultimate comfort & efficiency



visit us at waterfurnace.com

©2014 WaterFurnace is a registered trademark of WaterFurnace International, Inc.

July/August 2014
Vol. 34, No. 7

Executive Editor
Casey Clark

Editor
Gail Knudtson

Publisher
Michigan Electric
Cooperative Association

Design and Layout
Ciesa Design

Michigan Country Lines, USPS-591-710, is published monthly, except August and December, with periodicals postage paid at Okemos, MI, and additional offices. It is the official publication of the Michigan Electric Cooperative Association, 2859 W. Jolly Rd., Okemos, MI 48864.

Subscriptions are authorized for members of Alger Delta, Cherryland, Cloverland, Great Lakes, HomeWorks Tri-County, Midwest Energy, Ontonagon, Presque Isle, and Thumb electric cooperatives by their boards of directors. Subscriptions for nonmembers are \$6 per year.

POSTMASTER: SEND ALL UAA TO CFS.

Letters to the editor should be sent to Country Lines, 2859 W. Jolly Rd., Okemos, MI 48864. Phone 517-913-3531. **Email:** gknudtson@meca.coop.

Association officers are **Ken Swope**, Midwest Energy, chairman; **Robert Schallip**, Cloverland, 1st vice chairman; **Jon Zickert**, Cherryland, 2nd vice chairman; **Eric Baker**, Wolverine Power, secretary-treasurer; and **Tony Anderson**, Cherryland, past chairman. **Craig Borr** is president and CEO.

Unsolicited letters, photos and manuscripts are welcome. *Country Lines*, however, will not be responsible for their safe keeping or return.

The appearance of advertising does not constitute an endorsement of the products or services advertised.

Change of Address: Please notify your electric cooperative. See page 4 for contact information.



IN THIS ISSUE



6 HOME COOKING
 Pack A Perfect Picnic
Christin McKamey & Our Readers



Photo—Touchstone Energy

7 OUR ENERGY
 Energy Saving Tips for
 Manufactured Homes
Bob Pfeiffer



10 FEATURE
 Mackinac Island's
 Master Gardener
Neil Moran



13 SAFETY
 Water & Electricity:
 Keep Safe Near
 Boats, Docks



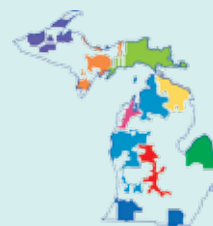
14 READERS' PAGE
 Jack's Journal:
 Mac Woods Dunes,
 Mystery Photo,
 Deer Blind Contest!

ON THE COVER*

Jack Barnwell and his crew are responsible for creating many of Mackinac Island's wonderful gardens and landscaping layouts. And, it's accomplished without motorized vehicles.

Photo—Ian Smithers

*Some co-op editions have a different cover.



Michigan's Electric
 Cooperatives
countrylines.com

Board of Directors

Richard Walsworth *Chairman*
3701 N. 48th Ave., Mears, MI 49436
231-873-2418 • rwalsworth@glenergy.com

Mark Carson *Vice-Chairman*
01950 Anderson Rd., Boyne City, MI 49712
231-582-0688 • mcarson@glenergy.com

Larry Monshor *Treasurer*
1541 Thumm Rd., Gaylord, MI 49735
989-705-1778 • lmonshor@glenergy.com

Paul Byl *Secretary*
9941 W. Buchanan Rd., Shelby, MI 49455
231-861-5911 • pbyl@glenergy.com

Richard Evans *Director*
11195 Essex Rd.
Ellsworth, MI 49729
231-588-7114 • revans@glenergy.com

Dale Farrier *Director*
1561 N. Selkirk Lake Road,
Kalkaska, MI 49646
231-564-0853 • dfarrier@glenergy.com

Robert Kran *Director*
7380 N. Tuttle Rd., Free Soil, MI 49411
231-464-5889 • bkran@glenergy.com

Paul Schemanski *Director*
5974 Stolt Rd., Petoskey, MI 49770
231-439-9079 • paul.schemanski@glenergy.com

Robert Thurow *Director*
819 W. Chauvez Rd., Scottville, MI 49454
231-757-3430 • rthurow@glenergy.com


President/CEO: Steve Boeckman
888-485-2537

Communications
Director/Editor: Dave Guzniczak
231-487-1316

Boyne City Headquarters:
1323 Boyne Ave.
Boyne City, MI 49712
Hours: 8 a.m.–5 p.m. M–F
Phone: 888-485-2537

To report an outage, call:
1-800-678-0411

gtlakes.com

 Find us on Facebook.
facebook.com/greatlakesenergy

Voting Change Reminder



Steve Boeckman
Great Lakes Energy
President/CEO

If you're a Great Lakes Energy (GLE) member who lives in District 3 (Antrim County), District 4 (Otsego, Montmorency, Oscoda, and Crawford counties) or District 5 (Grand Traverse, Kalkaska, Manistee, Missaukee, and Wexford counties), a mail-in ballot for voting on board of directors candidates is included with this issue.

Other Great Lakes Energy members will not receive a ballot this year. They will either receive their next ballot with the July/August 2015 or 2016 issue. Information on when elections will be held in the other districts will appear in future *Michigan Country Lines* and *PowerTalk* bill inserts. Details are also online at gtlakes.com.

This is the first year GLE members will be elected to the board of directors by district. Earlier this year, Great Lakes Energy members voted in favor of switching from at-large to district elections for electing members to the board.

Each year, there will be an election in three of the nine newly-created districts to fill three openings on the board. Great Lakes Energy members will vote for a director to represent their district once every three years. Directors serve three-year terms.

With director election districts, our large 26-county service area can be more equally and locally represented by the people you elect to serve you on the board.

If you live in districts 3, 4, or 5, please read about the candidates in this issue and then cast your vote. You're a co-op member. Your vote counts. ■

Budzynski Historic Farm Honored

Congratulations to Helen, George, Thomas, Gayle and John Budzynski, whose Mason County farm has received state centennial farm certification.

Great Lakes Energy is a sponsor of the Michigan Centennial Farm Program that honors GLE members whose farms have been owned and operated by the same family for 100 years.

Once a farm is certified through the program, the owners receive a certificate and a display marker for their farm.

Great Lakes Energy members can request an application or receive more details about the program by contacting The Historical Society of Michigan, 517-324-1828, or by visiting centennialfarms.org and clicking on the "Programs" section. ■



What Can a 10-kilowatt Solar Array Power?

Great Lakes Energy's (GLE) new solar display outside the Boyne City office will be used to educate its members about alternative renewable sources of energy. The 10-kilowatt (kW) array is large enough to provide the energy needed for an average residential member's home.



A sign next to the Great Lakes Energy solar display in Boyne City gives some quick facts about the educational project.

What could you power with this solar array? Please remember that the amount of power generated by a 10 kW solar array will vary from zero to 10,000 watts, depending on the time of day and weather conditions. When the demand for energy in your home exceeds 10 kW, the additional electricity needed to power your home would be supplied by Great Lakes Energy.

The appliance list shown on this page could also be very short if, for example, the electric clothes dryer and electric water heater were operating at the same time. Together, they can draw 10 kW of energy.

The system's power generation data will be shared with GLE members in *Michigan Country Lines* magazine, on the gtlakes.com website and through a live monitor in the cooperative's Boyne City office lobby. ■

At peak generating times, 10 kW of solar energy could power the following:

Appliance	Typical Wattage*
36-inch color TV	133
Refrigerator (16 cu. ft. frost-free)	725
Large microwave oven.	1,100
Computer/monitor in use	270
DVD	25
Large water pump	1,100
Toaster.	1,400
Coffee maker.	1,200
Hair dryer.	1,875
Clothes iron	1,000
Stereo	400
Ceiling fan	175
Clothes washer	500

TOTAL **9,903**

*Department of Energy appliance wattage data



Hot Water for Life.

Saving is easy as 1-2-3:

When you purchase and install a new Marathon electric water heater through Great Lakes Energy, you can save three ways:

1. Unit rebates from \$250-\$500
2. \$50 rebate for a model rated with a .93 EF or higher
3. Up to \$8 (80 cents/ft.) for pipe wrap used to insulate the water outlet

Members may also qualify for our controlled water heating program and save up to \$90/year. Restrictions may apply, call for details.

Marathon is not regulated by the Michigan Public Service Commission

Call Today! 888-GT-LAKES ext. 8957 • gtlakes.com



PACK A PERFECT PICNIC

Pack the perfect picnic basket with these make-ahead, portable creations.

Black Bean, Tomato & Mozzarella Salad

1 can black beans, drained and rinsed
 1–2 green onions, chopped, include greens
 ½ c. cilantro, roughly chopped
 ½ c. finely chopped celery
 1 pt. grape tomatoes, halved
 ½ c. mozzarella cheese, cut in small cubes
 zest of one lime
 3 T. or more lime juice
 1 T. lemon juice
 3 T. olive oil
 ½ t. sugar, or to taste
 Optional—avocado slices

In a glass bowl, combine beans, onion, cilantro, celery, tomatoes and mozzarella.

Whisk together zest of lime, lime juice, lemon juice, olive oil and sugar. Pour lime/lemon dressing over the ingredients and mix gently. Refrigerate at least 2 hours before serving. Add avocado just before serving. This salad is very colorful and easy to take on a picnic. Everyone who tastes it wants the recipe.

Barbara Steele, Charlevoix

Old-Fashioned Coney Dog Sauce

1 lb. ground beef, browned and drained
 1 c. ketchup
 2 c. chopped onion
 ½ c. dark corn syrup
 ¼ c. brown mustard
 2 T. vinegar
 1 T. chili powder

Simmer all ingredients in saucepan, stirring occasionally. Serve over hot dogs.

Tommie Schmidt, Union

Banana Cupcakes

2 c. flour
 2 ½ t. baking powder
 ½ t. baking soda
 ½ t. salt
 ½ c. shortening
 1 ¼ c. sugar
 1 t. vanilla
 2 eggs
 1 ½ c. mashed ripe bananas

Sift together flour, baking powder, baking soda and salt. Cream shortening. Slowly add the sugar while still beating the shortening. Add vanilla and eggs and continue beating for a total of 2 minutes. Add mashed bananas while alternating with the flour mixture. Beat 1 more minute. Bake at 375° in 18 cupcake lined pans for 25 mins. or till done. Cool. Frost with your favorite frosting.

Mary Jean Troyer, Fairview

SUBMIT YOUR RECIPE!

Thanks to all who send in recipes. Please send in your favorite "Best Original" recipes by **Aug. 10**.

Mail (handwritten or typed on one side, please) to: Country Lines Recipes, 2859 W. Jolly Rd., Okemos, MI 48864; or email recipes@countrylines.com.

Contributors whose recipes we print in 2014 will be entered in a drawing and Country Lines will pay the winner's January 2015 electric bill (up to \$200)!

Find more of our readers' recipes at countrylines.com

Photos—831 Creative

Energy-Saving Tips for Manufactured Homes

If you own a manufactured home (formerly called mobile homes), you may feel like the only option you have to make it more energy efficient is to replace incandescent lightbulbs with CFLs or LEDs. In fact, there are many actions you can take that will save energy for years to come.

Following are four areas where you can increase efficiency and comfort. If you are mechanically able, you can perform many of the tasks yourself. If not, contact your nearest professional for assistance.

1. FURNACE

Make sure the furnace is safe and burns fuel efficiently. Clean your fuel-oil furnace every year; gas-fired furnaces every two to three years. Hire a contractor with a good track record on manufactured homes and check company references.

For the highest energy savings, replace the old unit with a high-efficiency condensing furnace. The extra cost can be offset within the first few years of operation. It is essential to seal all ceiling gaps or cracks above the furnace with caulk and sheetrock (Fig. 1).

2. DISTRIBUTION SYSTEM

Once the furnace is in top order, ensure that the heat and AC can be freely delivered to all rooms without restrictions or duct leakage. Clean or replace the filter to assure good air-flow through the furnace; replace all registers that are flattened; and inspect the AC evaporator coil for dust.

You can achieve *major* savings by sealing holes and gaps in the ductwork, but first you must find the leaks! Remove the registers and look for gaps at the boot and trunk. Then, use a flashlight and mirror to inspect ducts, if accessible. Use a high quality aluminum or butyl tape to seal gaps once you have cleaned the surfaces (see how-to resources below).

3. UNDER YOUR HOUSE

The road barrier on your home's underside should be intact to ensure that it is retaining heat. When entering the crawl space, lay down plastic or cardboard. Start under the furnace and water heater, where damage usually starts. Patch any holes on the outer edges using ½-inch foil-faced foam board. Large holes between the I-beams require a "sling-patch" made of 1x2 boards and air-barrier material, such as TYVEK® (Fig. 2). Before patching, seal any duct leaks and install insulation where possible, especially under the ductwork, using the widest material available. Do not isolate the water lines from heat, or they may freeze in winter.

4. AIR LEAKS IN SHELL

Large holes can often be found around the tub, furnace, under sinks, and behind cove molding in newer homes. Seal these openings with spray foam, caulk, or sheetrock.

Some newer manufactured homes can also be retrofitted to improve energy efficiency and incorporate renewable energy technologies, such as installing a geothermal heat pump (for permanently-sited homes), and solar water heating. Other measures to consider include spray or roll-on roof coating to reflect summer's heat. ■



Cove molding



Fig. 1—A large chimney hole is a huge energy loser. It can be sealed with sheetrock, then caulked air-tight.



Fig. 2—Underneath the home, a "sling-patch" can be screwed into the inner side of the I-beam. It stretches to the other I-beam and holds insulation under the ductwork in place.

Photos—Wisconsin Energy Conservation Corp.

Other Resources

Visit <http://energysavings.togetherwesave.com/Manufactured-Housing> for a handy graphic that shows a full list of areas where you can make energy-saving improvements. Find other resources at YOUTUBE.com: Sealing ductwork in a mobile home; <http://energy.gov/energysaver/articles/energy-efficient-manufactured-homes>; and a book, "Your Mobile Home: Energy and Repair Guide for Manufactured Housing" (John Krigger).

And, installing CFLs, LEDs and using other energy efficiency tips that work for any home, really do help, too!

Board of Director Candidates

DISTRICT 4 OTSEGO, MONTMORENCY, OSCODA, AND CRAWFORD COUNTIES



ANN BERRY

Home: Gaylord

Occupation:

Entrepreneur/Salon Owner

Co-op Member: 18 years

1) Why are you seeking a board seat?

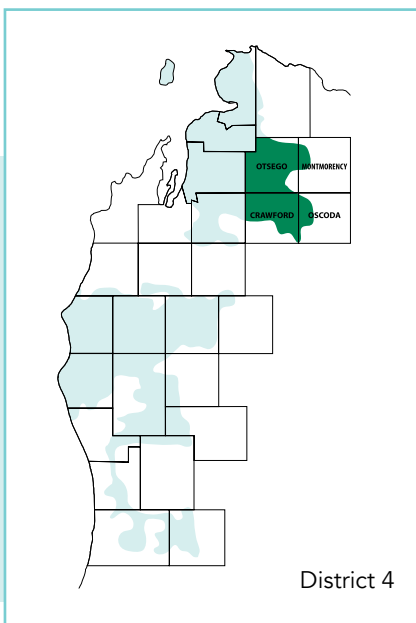
It would be a rewarding honor to serve on our Board. Having been a co-op member/business owner for almost 18 years, I understand the importance of providing reliable electricity at a reasonable price. I have worked with the public for 30 years and can bring "the voice of the public." I appreciate that we are all part owners of our cooperative and that it formed to help farming and rural communities. I grew up in rural northern Michigan and worked with my family to farm my grandmother's land. We also improved wildlife habitat, fish management, flood control and soil erosion. If elected, I would follow the community-minded, environmentally-friendly way that I was raised.

2) Do you have energy industry experience, including work as a Great Lakes Energy employee, electric utility contractor or at another energy service provider? If yes, please list employer(s), years of experience and brief details.

Although my business product is not electricity, many of the principles are the same; hiring employees, managing, budgeting, advertising and promoting the business, providing excellent customer service, etc. I don't have energy industry experience, but feel the Solar Demonstration Project planned for education about alternative renewable energy sources is important to the preservation of our environment.

3) List other qualifications and relevant information.

Together with my husband, Lloyd Berry, we also manage and run a small rental business, taking pride in purchasing properties in distress and turning them into functional, attractive homes. We own a 15-acre horse ranch and truly love northern Michigan and many outdoor activities. I have learned to listen to different perspectives, have had to negotiate and settle differences, and make plans of action to move forward. Thank you for your consideration. I ask for your vote.



As a member and owner of an electric cooperative, you decide who will represent you on the Great Lakes Energy Cooperative Board of Directors.

Please Vote!



LARRY MONSHOR

Home: Gaylord

Occupation: CPA/
Engineer-Manager

Co-op Member: 10 years

Co-op Director: 7 years

1) Why are you seeking a board seat?

As a co-op board member, my responsibility is to focus on making electricity reliable and cost effective to the homes, farms and businesses of rural Michigan. The board's challenge is to manage costs in spite of the increasing expenses for fuel, wages and materials. At the same time, the concerns of the members must be heard and acted upon. This is an interesting challenge for which I feel I am qualified, and which I enjoy very much.

Our Co-op should emphasize:

- Reliable Service
- Competitive Pricing
- Courteous Member Services

To become a more effective board member, I have participated in a continuing education program and have been certified by the National Rural Electric Cooperative Association as a Board Leadership Director.

2) Do you have energy industry experience, including work as a Great Lakes Energy employee, electric utility contractor or at another energy service provider? If yes, please list employer(s), years of experience and brief details.

I was a power plant engineer/utility manager for over 30 years. Because of this experience, I have a broad knowledge of the electrical utility business and the challenges that will be faced in the future.

I also recently earned a CPA license in Michigan and have been appointed by the board to be the co-op treasurer and the chair of the Audit Committee, which hires and manages auditors to perform required annual audits.

3) List other qualifications and relevant information.

I believe that all types of viable forms of electrical production are necessary to supply our members at a competitive price.

I believe our future is bright; I look forward to serving on the board and ask for your support in the election. Thank you.



Vote!

See the back cover to cast your ballot for one candidate in District 4.


Jack Barnwell Is Mackinac's Master Gardener

Mackinac Island has been getting a facelift. It's the kind that requires rakes and shovels, because it's a facelift in flowers and plants.

Barnwell Landscape & Garden Services has been designing and planting picturesque gardens for six years—with boatloads of colorful flowers—around Mackinac's stately Victorian homes and historic businesses. Jack Barnwell and his crew are painting the island, which is served by Cloverland Electric Cooperative, with a fabulous array of dazzling petunias, sweet-smelling alyssum, and gorgeous larkspur, to name a few.

"We've more or less created what has become the 'Mackinac Island look,'" says Barnwell, who spends much of the winter coming up with new designs for over 130 island clients.

It seems Islanders didn't know they needed Barnwell's services until he started sprucing things up. Now, he says people can't wait to get their landscaping done as early as possible. This creates a crunch for his crew who must rely on boats, bikes, horse-drawn buggies and strong backs to tote their plants and tools because motorized vehicles aren't allowed on the island (except for emergency vehicles and snowmobiles).



Photo—Kathy Holt





Photos—Mike Lanzetta

It all starts before the sun comes up over Lake Huron. “The boats arrive at 3 a.m. with annual flowers,” Barnwell says. “We’ll get the hanging baskets up downtown before it gets busy with tourists.” The remainder are bedding plants that must go directly into the ground. This all has to happen as soon as the weather starts getting nice, including accepting the delivery of six semi-trailer loads, brought over by Shepler’s Mackinac Island Ferry. “We have trusted them with hundreds of unique loads,” says Barnwell, whose company also plants trees, installs irrigation, and does stone work.

Dealing with the spring demand can be a challenge. “It’s such a short season to make their money,” he explains of the businesses he caters to. “My clients depend on it (the flowers) so much for their image.”

Barnwell relies on 12 workers to get the job done without pickup trucks, loaders and skid steers. They make it all work with horses, oversized bike baskets, trailers attached to bikes, and ancient ingenuity.

“I often tell my crew to ‘think like an Egyptian,’” Barnwell adds, “because all these concepts are not new. Many were used for 1,000 years to build some amazing structures, some which are still standing today.” For the heavier work, they’ve retrofitted standard ball carts (meaning the root ball of very large trees), used to move large trees and boulders, into three-wheeled swiveling carts that can handle more weight over long distance with less effort.

“We also use a lot of winch and come-along setups, block-and-tackle pulley systems, and good ol’ fashioned leverage,” he says. “It’s amazing what can be moved with the right fulcrum point.”

The Barnwell crew’s work is also a central feature in the Grand Garden Show, a joint venture with the Proven Winners® company, the Grand Hotel, and Barnwell Landscape. The second annual event is Aug. 24–26 (see grandgardenshow.com). ■



Outdoor Lighting Solutions for Businesses

Make the switch to energy-efficient LEDs.

According to the U.S. Department of Energy, businesses spend \$38 billion per year on lighting alone—accounting for the largest source of energy consumption among commercial properties. The good news is that with the help of your electric cooperative’s Energy Optimization program, Michigan businesses can save energy and money by replacing conventional outdoor lighting with highly efficient light-emitting diodes (LEDs).

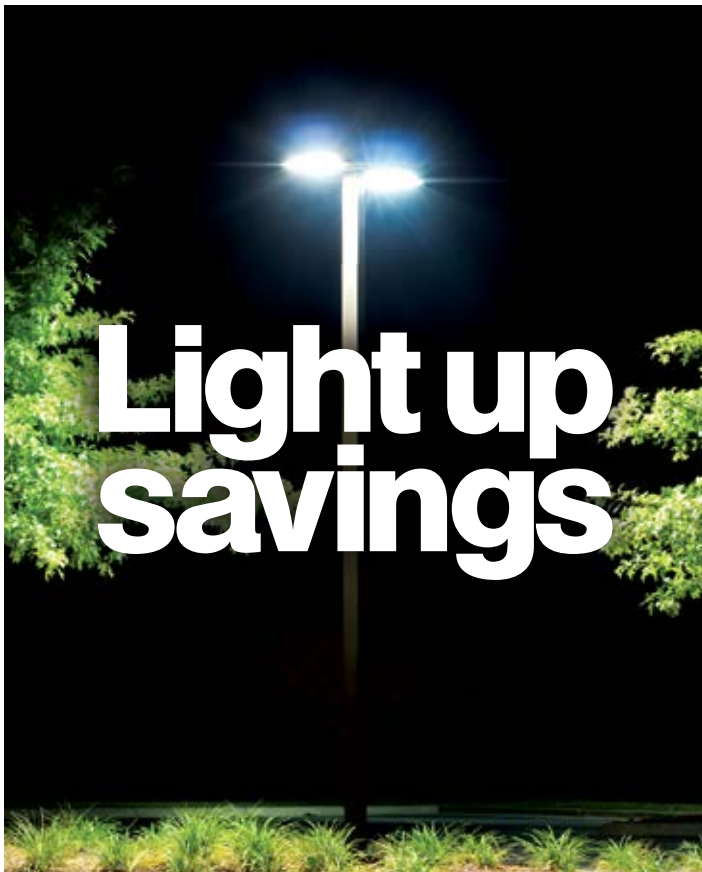
With generous rebates available for lighting upgrades, businesses can start saving instantly by installing LEDs in parking lots, exterior signage, and other outdoor spaces. Specifically, the Energy Optimization program offers rebates for outdoor dusk-to-dawn LED lighting and outdoor illuminated sign lighting, which are calculated on a per-watt reduced basis.

For even greater energy savings, consider incorporating multi-level and wireless control technologies into your facility’s LED lighting system. These controls offer an



effective method for reducing energy use even further by dimming or turning lights off based on occupancy or pre-determined schedules.

Go to michigan-energy.org/greatlakes and click on “Commercial and Industrial Services” to view available rebates, download a fact sheet, and find more information. ■



Lead the way with LEDs

Outdoor lighting systems are a necessary—and often costly—expense for your business. But, there is a light at the end of the tunnel: Make the switch to highly efficient LEDs to illuminate your exterior signage, parking lots, and other outdoor areas and start saving your business energy and money! Visit michigan-energy.org to view available rebates and get started today.

ENERGY TIP: Utilize wireless controls with LED lights to maximize energy savings.

ONLINE: michigan-energy.org PHONE: 877.296.4319



Energy Optimization programs and incentives are applicable to Michigan service locations only. Other restrictions may apply. For a complete list of participating utilities, visit michigan-energy.org.

Check Your Boat, Dock and the Neighbor's, Too!

For water fun and safety, there are items you must legally have on your watercraft—life vests, fire extinguisher, throwable floatation device, and properly working lights—but make sure the boat itself and the dock are safe, too!

July 2012 saw some horrific fatal accidents near boats and docks. A 20-year-old Port Huron man entered the water behind a moored boat and became disabled as he tried to climb onto the swim platform. Friends trying to pull him onboard reported getting shocks. He could not be resuscitated. An investigation confirmed voltage behind the boat, caused by an AC-to-DC fault in the battery charger that energized the underwater gear, and there was no AC-DC bonding connection. In another incident, a young woman was electrocuted by an energized dock ladder.

To help prevent such tragedies, the National Electrical Contractors Association says:

- All installations should be performed by a professional electrical contractor.
- All dock receptacles must comply with the National Electrical Code, which mandates a ground fault circuit interrupter (GFCI). A GFCI measures a circuit's current and senses any imbalance (such as a discharge into the water), which trips the GFCI and cuts off the power.
- Test a GFCI at least monthly. Locate it along the ramp to the dock so it can be easily tested by local fire departments.
- Metal dock frames should have “bonding jumpers” that connect all metal parts to an on-shore grounding rod. This means any dock part that becomes energized by electrical malfunction will trip the GFCI or circuit breaker.
- Ask neighbors if their dock electrical systems have been inspected and are up to Code.
- Household wire is not suitable for boats.
- *Do not* use wire nuts (these are for solid conductor wire, which should never be on a boat) or splice connectors (can cut wire strands)!
- Fuses are rated to protect the wire, not the stereo. If a fuse blows continuously, something else is wrong.
- If you rent a dock or boat, notify the owner of safety violations immediately.
- Have your boat's system (especially with onboard generators) checked at least annually, and when something is added or removed.
- Ropes, string, masts and rigging also conduct electricity—don't be the common ground between water and electricity!
- See SafeElectricity.org for more tips. ■



Summer Thrills

Summer means “vacation” to many, and memories of family road trips along with the familiar mantra Mom and Dad grew weary of hearing: “Are we there yet?” I remember traveling to the Detroit Zoo and the Henry Ford Museum and Greenfield Village back in the ‘60s when speed limits were more of a suggestion than law. Dad was known to occasionally hit 100 mph—a great thrill for a young lad!

Today, I still enjoy a thrilling ride with my family while taking in some of the most panoramic Lake Michigan views, thanks to Mac Wood’s Dune Rides in Mears.

A fourth generation family business that’s served by Great Lakes Energy Cooperative, Mac Wood’s began operating in 1930 when Mac started looking for ways to entertain guests at a nearby resort he managed. Mac built the first four-passenger ‘dune scooter’ from a Model A Ford and charged 25 cents per ride.

Things were less restricted back then and like my Dad, with Mac behind the wheel, many described the trips as ‘thrill rides.’ Mac’s granddaughter, Shelby Olson, describes it as a time when “there were no rules. It was a go-anywhere, full-speed fun ride.”

Though times have changed, the dune rides are just as exciting today (open until Oct. 5—see macwoodsdunerides.com) as they were 84 years ago. Between climbs and descents through some of the most beautiful dunes in the state, you’ll stop along the way to enjoy views of Lake Michigan and Silver Lake while learning about the ecology of the dunes.

Today’s dune scooters seat more folks more comfortably (your backside will appreciate it!) so bring a few friends along for the ride.

Working every summer since she was a child, Shelby emphasizes that the dune rides are still all about family,

friends and fun. “Visiting Mac Wood’s is a unique experience that everyone in the family can enjoy from babies to grandparents!” She also says that many former guests are now bringing their kids and grandkids to ride, commenting about riding the dunes “when they were little.” Ah, those family memories. You gotta love ‘em.

There is plenty of time left to enjoy a Pure Michigan summer. Comb the shores for beach glass, dip your toes in one of our Great Lakes, or simply soak up the sunshine.



Jack O'Malley


Family memories await just over the next dune! All you need is a map and the spirit of adventure.

Share a story idea with Jack by email to: jack@countrylines.com or write J. O'Malley, 2859 W. Jolly Rd., Okemos, MI 48864. ■

Deer Blind Contest: The Hunt Is On!

If you think yours is the best Michigan deer blind, enter our *Country Lines* Deer Blind Contest by **Aug. 15**.

Categories for entering a photo of your blind are: Most tricked-out; Best story behind it; and Most interestingly-engineered. Enter at countrylines.com or mail it to CL Deer Blind Contest, 2859 W. Jolly Road, Okemos, MI 48864. Include your name, contact information, and a description of what makes it great. Winners will receive a \$50 credit on their co-op electric bill and have a photo of their blind published in *Country Lines*.




«« Do You Know Where This Is?

Every co-op member who identifies the correct location of the photo at left by **Aug. 10** will be entered in a drawing for a \$50 credit for electricity from their electric co-op.

We do not accept Mystery Photo guesses by phone. Enter your guess at countrylines.com; or send by mail to *Country Lines* Mystery Photo, 2859 W. Jolly Rd., Okemos, 48864. Include your name, address, phone number and the name of your co-op. Only

those sending complete information will be entered in the drawing. The winner will be announced in the Sept. 2014 issue.

The May contest winner is Luke Bourne, a Great Lakes Energy Cooperative



member from LeRoy, who correctly identified the photo as the LeRoy Hardware store.

2 FREE Upgrades \$5,000 Value!



WHEN YOU ORDER IN JULY

Upgrade from Standing Seam to Designer Oxford or Rustic Shingle plus eliminate the rust from steel by upgrading to energy efficient non-rusting aluminum. Act now and these \$5,000 upgrades are absolutely FREE.

Why choose a metal roof?

- Permanent/Lifetime Guarantee
- Add beauty & value to your home
- A rainbow of colors & styles
- Year round statewide installation

- Visit our showrooms:
FLINT • 6140 Taylor Dr.
LANSING • 1875 Lansing Rd.

- Ask about our Do-It-Yourself seminars



NEW! Pocket Rib Panel for Rural Buildings

New and Exclusive to American Metal Roofs - the Pocket Rib Metal Roof Panel designed specifically for non-heated barns and outbuildings. Available in a variety of colors, this panel is the only one to meet AMR's high standards of functional durability. Call and talk with one of our metal roofing experts about the benefits of Pocket Rib today!


Call today! 844.638.2576
844.METAL.ROOFS



Financing Available

www.AmericanMetalRoofs.com



Your Touchstone Energy® Cooperative 

gtlakes.com

 facebook.com/greatlakesenergy



EVERY MEMBER HAS A VOICE. TOGETHER THEY WORK IN HARMONY.

Every electric co-op member has a say in what's best for the community. Power to the people, from the people. Doesn't that sound good? Learn more about the power of your co-op membership at TogetherWeSave.com.

TOGETHERWESAVE.COM



Your Touchstone Energy® Cooperatives 