

MICHIGAN COUNTRY LINES

SUNKEN TREASURE

THUNDER BAY NATIONAL MARINE SANCTUARY

Plus!

Director Election Results

Fall Energy Seminars

Good News
About Reliability

Member Feedback Wanted



THERE'S A TREASURE IN YOUR BACKYARD

and it isn't just corn.

You may not realize it, but your home is sitting on a **free and renewable** supply of energy. A WaterFurnace geothermal comfort system taps into the stored solar energy in your backyard to provide **savings of up to 70% on heating, cooling and hot water**. And, for a limited time you'll receive our **Symphony comfort platform FREE¹** with the purchase of select geothermal packages. Contact your local WaterFurnace dealer today to learn how to **tap into your buried treasure**.

YOUR LOCAL WATERFURNACE DEALERS

Bad Axe
B & D Htg
(989) 269-5280

Berrien Springs
WaterFurnace
Michiana
(269) 473-5667

Big Rapids
Stratz Htg & Clg, Inc.
(231) 796-3717

Caro
AllTemp Comfort, Inc.
(866) 844-HEAT (4328)

Carsonville
Certified Temperature
Innovations
(810) 300-7748

Clifford
Orton Refrig & Htg
(989) 761-7691

DeWitt
S & J Htg & Clg
(517) 669-3705

Grandville
Total Comfort
Resource, LLC
(616) 406-3182

Hart/Ludington
Adams Htg & Clg
(231) 873-2665

Indian River
M & M Plmb & Htg
(231) 238-7201

Ionia
Home Experts
(800) 457-4554

Kalkaska
Kalkaska Plmb & Htg
(231) 258-3588

Lapeer
Porter & Heckman
(810) 664-8576

Michigan Center
Comfort 1
(517) 764-1500

Mt Pleasant
Walton Htg & Clg
(989) 774-1566

Muskegon
Adams Htg & Clg
(231) 873-2665

Kiessel Geothermal
Htg & Clg
(231) 747-7509

Portland
ESI Htg & Clg
(517) 647-6906

Sunfield
Mark Woodman
Plmb & Htg
(517) 886-1138

Traverse City
Geofurnace Htg & Clg
(231) 943-1000

Traverse City
D & W Mechanical
(231) 941-1215

UPPER PENINSULA

Kincheloe
Great Lakes
Services Inc.
(906) 495-5543

Manistique
Hoholik Enterprises
(906) 341-5065



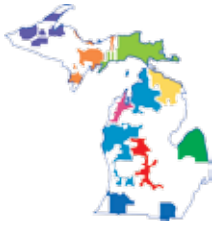
GET A
FREE
Symphony¹
\$600 value



visit waterfurnace.com/event

WaterFurnace is a registered trademark of WaterFurnace International, Inc.

1. Get a FREE Symphony with select geothermal packages. Promotion ends December 18th, 2015.



Michigan's Electric Cooperatives
countrylines.com

September 2015
Vol. 35, No. 8

Executive Editor
Casey Clark

Editors
Christine Dorr
Gail Knudtson

Publisher
Michigan Electric
Cooperative Association

Design and Layout
Ciesa Design

Michigan Country Lines, USPS-591-710, is published monthly, except August and December, with periodicals postage paid at Lansing, MI, and additional offices. It is the official publication of the Michigan Electric Cooperative Association, 201 Townsend St., Suite 900, Lansing, MI 48933.

Subscriptions are authorized for members of Alger Delta, Cherryland, Cloverland, Great Lakes, HomeWorks Tri-County, Midwest Energy, Ontonagon, Presque Isle, and Thumb electric cooperatives by their boards of directors.

POSTMASTER: SEND ALL UAA TO CFS.

Association officers are **Robert Schallip**, Cloverland Electric Cooperative, chairman; **Mark Kappler**, HomeWorks Tri-County Electric, vice chairman; and **Eric Baker**, Wolverine Power Cooperative, secretary-treasurer. **Craig Borr** is president and CEO.

CONTACT US:
Michigan Country Lines
201 Townsend St., Suite 900
Lansing, MI 48933
517-351-6322
cdorr@meca.coop

The appearance of advertising does not constitute an endorsement of the products or services advertised.

Change of Address:
Please notify your electric cooperative.
See page 4 for contact information.

IN THIS ISSUE

ON THE COVER*

The 4,300-square-mile Thunder Bay National Marine Sanctuary, located on Lake Huron in Alpena, protects one of America's best-preserved and nationally-significant collections of shipwrecks.

**Some co-op editions have a different cover.*

Photo courtesy of NOAA Thunder Bay NMS

IN YOUR WORDS

Our new question of the month section of *Michigan Country Lines*. Let us know your answer and it may appear in the next month's issue or on your electric co-op's social media site. Please answer the question in your own words at <http://bit.ly/1Mg17W5>.

Now the question:

What in your life are you most thankful for?

6 **SAFETY**
How To Use A Portable Generator Safely

7 **OUR ENERGY**
Maintain Your Home's Heating System Efficiency
James Dulle

8 **HOME COOKING**
Fresh and Flavorful Seafood Recipes You Will Love!
Christin McKamey & Our Readers

14 **FEATURE**
Sunken Treasure At Thunder Bay National Marine Sanctuary
Emily Haines

18 **READERS' PAGE**
Communicating In The Age Of The Emoji
Jack O'Malley
Guess Our New Mystery Photo!

Board of Directors

Richard Walsworth *Chairman*

3701 N. 48th Ave., Mears, MI 49436
231-873-2418 • rwalsworth@glenergy.com

Mark Carson *Vice-Chairman*

01950 Anderson Rd., Boyne City, MI 49712
231-582-0688 • mcarson@glenergy.com

Larry Monshor *Treasurer*

1541 Thumm Rd., Gaylord, MI 49735
989-705-1778 • lmonshor@glenergy.com

Paul Byl *Secretary*

9941 W. Buchanan Rd., Shelby, MI 49455
231-861-5911 • pbyl@glenergy.com

Richard Evans *Director*

11195 Essex Rd.
Ellsworth, MI 49729
231-588-7114 • revans@glenergy.com

Dale Farrier *Director*

1561 N. Selkirk Lake Road,
Kalkaska, MI 49646
231-564-0853 • dfarrier@glenergy.com

Robert Kran *Director*

7380 N. Tuttle Rd., Free Soil, MI 49411
231-464-5889 • bkran@glenergy.com

Paul Schemanski *Director*

5974 Stolt Rd., Petoskey, MI 49770
231-439-9079 • paul.schemanski@glenergy.com

Robert Thurow *Director*

819 W. Chauvez Rd., Scottville, MI 49454
231-757-3430 • rthurow@glenergy.com

President/CEO: Steve Boeckman

888-485-2537

Communications

Director/Editor: Dave Guzniczak

231-487-1316

Boyne City Headquarters

1323 Boyne Ave.

Boyne City, MI 49712

Hours: 8 a.m.–5 p.m. M–F

Phone: 888-485-2537

To report an outage, call:

1-800-678-0411

gtlakes.com

Great Lakes Energy is an equal opportunity provider and employer.

 Find us on Facebook.
facebook.com/greatlakesenergy

Introducing Co-op Owners for Political Action



Steve Boeckman
Great Lakes Energy
President/CEO

When I joined the staff at Great Lakes Energy in the late 1990s, I expected, as with any new job, there would be things to learn. I'd worked at an investor-owned utility and private accounting firms but never for a cooperative. Near the end of my first year at GLE, I was asked to do something I'd never done before and frankly, I was taken aback. I was asked to consider joining a political action group (PAC), but I soon learned that this PAC was different than the norm.

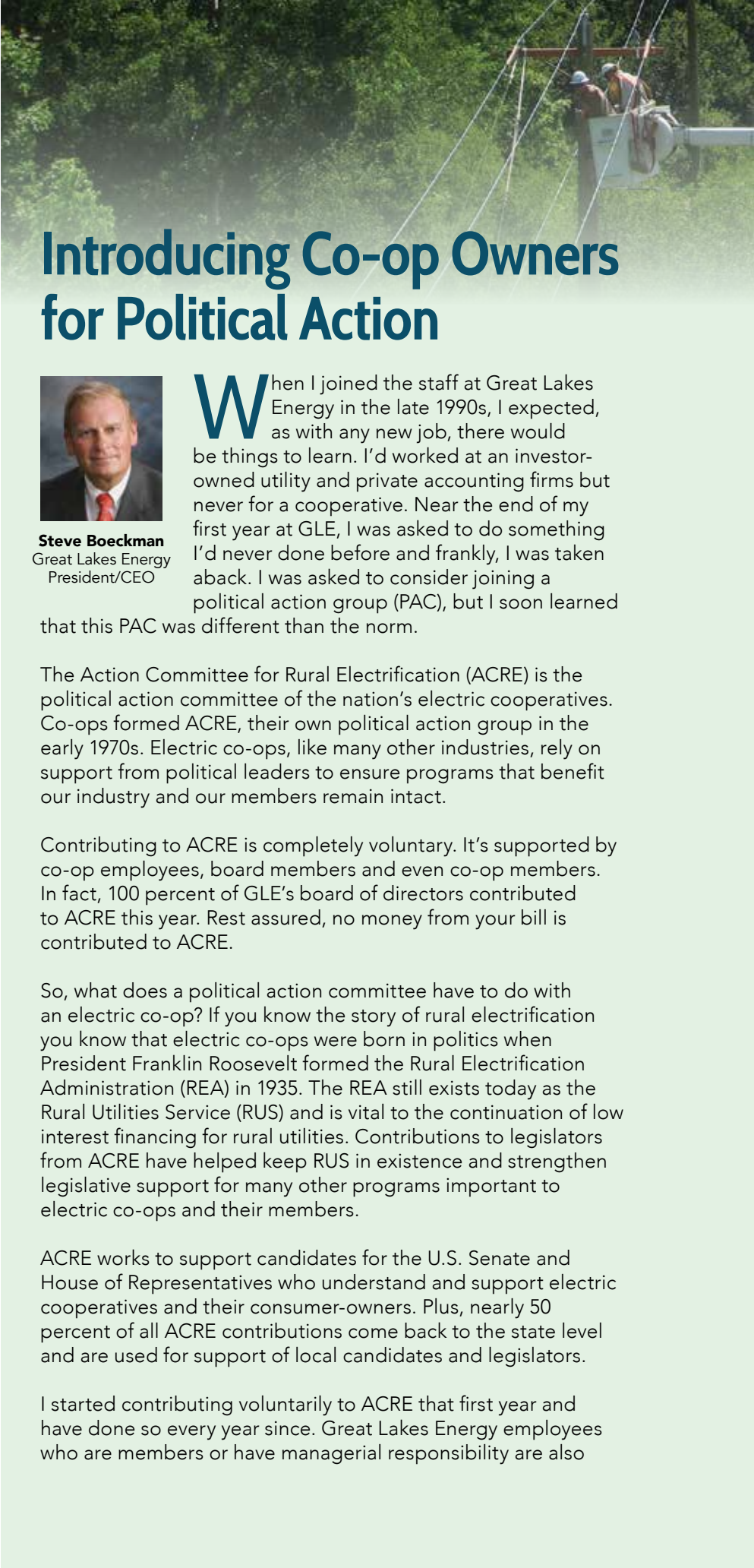
The Action Committee for Rural Electrification (ACRE) is the political action committee of the nation's electric cooperatives. Co-ops formed ACRE, their own political action group in the early 1970s. Electric co-ops, like many other industries, rely on support from political leaders to ensure programs that benefit our industry and our members remain intact.

Contributing to ACRE is completely voluntary. It's supported by co-op employees, board members and even co-op members. In fact, 100 percent of GLE's board of directors contributed to ACRE this year. Rest assured, no money from your bill is contributed to ACRE.

So, what does a political action committee have to do with an electric co-op? If you know the story of rural electrification you know that electric co-ops were born in politics when President Franklin Roosevelt formed the Rural Electrification Administration (REA) in 1935. The REA still exists today as the Rural Utilities Service (RUS) and is vital to the continuation of low interest financing for rural utilities. Contributions to legislators from ACRE have helped keep RUS in existence and strengthen legislative support for many other programs important to electric co-ops and their members.

ACRE works to support candidates for the U.S. Senate and House of Representatives who understand and support electric cooperatives and their consumer-owners. Plus, nearly 50 percent of all ACRE contributions come back to the state level and are used for support of local candidates and legislators.

I started contributing voluntarily to ACRE that first year and have done so every year since. Great Lakes Energy employees who are members or have managerial responsibility are also





Photo—Art Zelenak

eligible to contribute to ACRE. In 2015, our employees and board members voluntarily contributed \$9,950 to ACRE.

Now, we're making ACRE membership available to you, our members. The ACRE Co-op Owners for Political Action® program is an exciting opportunity for you to raise your voice and participate in the political process.

Through ACRE Co-op Owners for Political Action, Great Lakes Energy cooperative members have the ability to strengthen this support and join over 30,000 ACRE members, who form a strong, nationwide grassroots network dedicated to the long-term success of the electric cooperative program.

We hope that you will consider this program. Together we will continue to fight for a viable environment for electric cooperatives and the quality of life of the people and communities' that cooperatives serve.

For more information, residential and seasonal members can read the ACRE enrollment card that will be included with September bills. Request more information online at gtlakes.com/acre or call 888-485-2537, ext. 8957.

Contributions to ACRE Co-op Owners for Political Action® are not tax deductible. All contributions to ACRE are voluntary and will be used for political purposes. Contribution guidelines are suggestions only. You may contribute more or less than the recommended amount. You may refuse to contribute without reprisal. No corporate checks or contributions accepted. Only residential and seasonal members are eligible to contribute. ■

Quick Facts About



- ACRE is bi-partisan
- Funds are contributed to federal and state legislators who support electric cooperatives
- Participation is voluntary
- No rate dollars are contributed
- GLE employees and board members participate
- The average contribution is \$56/year
- Nearly 9,000 co-op members participate nationwide

Fuel Mix Report

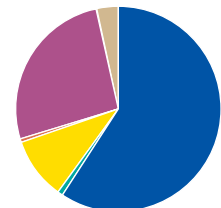
The fuel mix characteristics of Great Lakes Energy Cooperative as required by Public Act 141 of 2000 for the 12-month period ended 6/30/15.

COMPARISON OF FUEL SOURCES USED

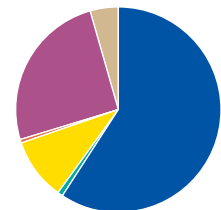
Regional average fuel mix used		
Your co-op's fuel mix		
FUEL SOURCE		
Coal	58.4%	60.4%
Oil	0.6%	0.7%
Gas	10.3%	8.9%
Hydroelectric	1.4%	0.5%
Nuclear	20.9%	24.6%
Renewable Fuels	8.4%	4.9%
Biofuel	0.9%	0.7%
Biomass	0.3%	0.4%
Solar	0.1%	0.1%
Solid Waste Incineration	0.0%	0.0%
Wind	6.7%	3.2%
Wood	0.4%	0.5%

NOTE: Biomass above excludes wood; solid waste incineration includes landfill gas, and wind includes a long-term renewable purchase power contract in Wolverine's mix.

Your Co-op's Fuel Mix



Regional Average Fuel Mix



EMISSIONS AND WASTE COMPARISON

TYPE OF EMISSION/WASTE	lbs/MWh	
	Your Co-op	Regional Average*
Sulfur Dioxide	5.1	7.6
Carbon Dioxide	1,559	2,170
Oxides of Nitrogen	1.7	2.0
High-level Nuclear Waste	0.0072	0.0083

*Regional average information was obtained from MPSC website and is for the twelve-month period ending 12/31/14.

Great Lakes Energy purchases 100% of its electricity from Wolverine Power Cooperative, which provided this fuel mix and environmental data.

PORTABLE GENERATOR SAFETY TIPS



Always read the Owner's Manual and instructions for your generator. Do NOT cut corners when it comes to safety.

These tips are merely supplemental and are not intended to substitute reading of the Owner's Manual.

Carbon Monoxide and Ventilation

- Using a generator indoors CAN KILL YOU IN MINUTES. Exhaust contains carbon monoxide, a deadly poison gas you cannot see or smell.
- NEVER run a generator indoors or in partly enclosed areas, such as garages.
- ONLY use outdoors and far from windows, doors, vents, crawl spaces and in an area where adequate ventilation is available and will not accumulate deadly exhaust gas.
- Using a fan or opening doors and windows will not provide sufficient ventilation.
- It is recommended that you install battery operated carbon monoxide alarms/detectors indoors according to manufacturer's instructions/recommendations.

Gasoline, Fueling and Burn Safety

- If tank is over-filled, fuel can overflow onto a hot engine and cause fire or explosion.
- Do not overfill the fuel tank. Always allow room for fuel expansion.
- Never add fuel while unit is running or hot. Allow generator and engine to cool entirely before adding fuel.
- Never store a generator with fuel in the tank where gasoline vapors might reach an open flame, spark or pilot light.
- Many generator parts are hot enough to burn you during operation and while the generator is cooling after turning off. Avoid coming into contact with a hot generator.

Electrocution Hazard and Electrical Shock Hazards

- Connecting a portable electric generator directly to your household wiring can be deadly to you and others. A generator that is directly connected to your home's wiring can "back feed" onto the power lines connected to your home and injure neighbors or utility workers.
- Do not connect your generator directly to your home's wiring or into a regular household outlet.
- Always start or stop the generator only when no electrical loads are connected.
- Overloading your generator can seriously damage your valuable appliances and electronics. Do not overload the generator. Do not operate more appliances and equipment than the output rating of the generator. Prioritize your needs. A portable electric generator should be used only when necessary, and only to power essential equipment.
- Use the proper power cords. Plug individual appliances into the generator using heavy-duty, outdoor-rated cords with a wire gauge adequate for the appliance load. Overloaded cords can cause fires or equipment damage. Do not use extension cords with exposed wires or worn shielding.
- Do not operate the generator in wet conditions such as rain or snow.
- The generator must be properly grounded. If the generator is not grounded, you run the risk of electrocution. Check and adhere to all applicable federal, state and local regulations relating to grounding.

Generator Placement and Operation

- Allow at least five feet of clearance on all sides of the generator when operating.
- Generators can be used during a wide variety of weather temperatures, but should be protected from the elements when not in use to prevent shorting and rusting.
- Operate the generator only on level surfaces and where it will not be exposed to excessive moisture, dirt, dust or corrosive vapors.
- Inspect the generator regularly.
- Always disconnect the spark plug wire and place the wire where it cannot contact the spark plug to prevent accidental starting when setting up, transporting, adjusting or making repairs to the generator.

Source: American Red Cross with technical advice from the Centers for Disease Control and Prevention, the National Fire Protection Association (publisher of the National Electric Code®) and the U.S. Consumer Product Safety Commission. ■



Maintain Your Home's Heating System Efficiency

By James Dullely

With the heating season soon upon us, make sure your heating system is running at its maximum efficiency. Doing a simple heating system tune-up yourself improves its efficiency, resulting in significant annual cost savings.

However, don't skip your regular professional maintenance calls just because you have done your own heating system mini-tune-up. There are many areas within a heating system that only a qualified technician can evaluate and adjust properly.

The first items to check are for safety. With a gas or propane furnace, put several drops of soapy water on any gas-line fittings you find. If the water bubbles at all, there are leaks. Leave your house *immediately* and call your gas company to have it repaired. With a heat pump, check to make sure the insulation on all of the external wiring looks correct. You can inspect potential 'bad spots'—damaged or frayed areas—more carefully once you turn the circuit breaker off.

Turn off the electric power to the heating unit at the circuit breaker panel. Remove its side cover to gain access to the blower. Using a vacuum cleaner brush attachment, clean any dust deposits off the blower. You may find bearing oil cups on the blower motor of older systems. Put a drop of oil in each cup.

Find the fan control switch and adjust the temperature setting lower. Common settings are on at 135 degrees and off at 100 degrees. Try using 110 and 90 degrees. This starts the blower sooner and

keeps it running longer as the heat exchanger heats up and then cools down.

Replace the cover and make sure all the cabinet screws are tight. Also, check the tightness of any cabinet screws you can find. Having the cabinet well-sealed improves efficiency by maintaining the proper air flow through the coils or over the heat exchanger surfaces. With a heat pump, also check the cabinet screws on the outdoor condenser unit.

Set up the thermostat so the furnace starts. Hold a stick of lighted incense near all the joints in the ductwork, both return and supply air ducts, to check for air leaks. If you find leaks, wipe dust off the surfaces and use mastic (a gooey, non-hardening material) around the leaking joints.

This is a good time to change your furnace filter or clean a central air cleaner element. Consider installing a more effective filter element than the low-cost fiberglass ones that many systems use. This may not help indoor air quality much, but it can keep the air-flow paths cleaner for more efficient heat transfer.

Check the accuracy of the wall thermostat. You may actually be keeping your house warmer than you realize. Tape a bulb thermometer on the wall next to your furnace. Check the thermometer reading when the furnace shuts off and note the difference between it and the thermostat setting. Now you will know where to set the thermostat to get the indoor temperature you desire. If it is inaccurate, replace it with a new electronic setback model. ■



SEAFOOD FAVORITES

Flavorful seafood recipes you will love!

Lobster Mac & Cheese

Doreen Zuznis, Clio

- kosher salt
- vegetable oil
- 1 lb. cavatappi (tubed corkscrew pasta)
- 1 qt. milk
- 8 T. (1 stick) unsalted butter, divided
- ½ c. all-purpose flour
- 12-oz. Gruyere cheese, grated (4 c.)
- 8-oz. extra-sharp cheddar, grated (2 c.)
- ½ t. freshly ground black pepper
- ½ t. nutmeg
- 1½ lb. cooked lobster meat (langostinos)

Preheat oven to 375°. Drizzle oil into a large pot of boiling salted water. Add pasta and cook according to the directions on the package, 6 to 8 minutes. Drain well. Meanwhile, heat the milk in a small saucepan, but don't boil it. In a large pot, melt 6 T. of butter and add the flour. Cook over low heat for 2 minutes, stirring with a whisk. Still whisking, add the hot milk and cook for a minute or two more, until thickened and smooth. Turn off the heat, add the Gruyere, Cheddar, 1 T. salt, the pepper, and nutmeg. Add the cooked macaroni and lobster meat and stir well. Place the mixture in a large casserole dish. Melt the remaining 2 T. of butter, combine them with the fresh bread crumbs, and sprinkle on the top. Bake for 30 to 35 minutes, or until the sauce is bubbly and the macaroni is browned on the top.



Crab Casserole

Virginia Rubingh, Ellsworth

- ½ lb. fresh/frozen crab meat
- ½ c. sour cream
- 1 T. lemon juice
- pinch garlic salt
- 1¼ c. cheddar cheese, divided
- 8-oz. pkg. cream cheese, softened
- 2 T. Hellman's® mayonnaise
- 1¼ t. Worcestershire® sauce
- 1 T. milk

Mix all ingredients together in a casserole dish. Sprinkle half of the cheddar cheese on top. Bake at 325° for 25–30 minutes.

Seafood Pasta Salad

Betty Poradek, Stephenson

- 8-oz. pkg. imitation crab meat, cut up
- 8-oz. bag frozen mini shrimp, thawed (optional)
- ½ cup chopped celery
- 1–2 T. chopped green onion (including some tops)
- 1 can water chestnuts, chopped
- 8-oz. frozen peas, thawed
- 1 lb. bag rotini noodles, cooked
- dash dill weed
- 1½ c. Miracle Whip®
- 8-oz. sour cream

Mix all pasta together and chill for several hours. Keeps up to three days in fridge.

Dilly Fish

Gertrude Romanchuk, Traverse City

- fresh pan fish
- dill pickle juice
- instant potato flakes
- peanut oil

Wash fish and dry well with paper towels. Soak fish in dill pickle juice for 15–30 minutes. Roll in potato flakes and fry in peanut oil, turning once. Fry until golden brown. Very tasty!

SUBMIT YOUR RECIPE!

Thanks to all who send in recipes. Please send in your favorite "Easy Chicken" recipes by **Sept. 10**, "Chili" recipes by **Nov. 1** and "Gluten Free" recipes by **Dec. 1**.

Enter your recipe online at countrylines.com or send to (handprinted or typed on one side, please): *Country Lines* Recipes, 201 Townsend St., Suite 900, Lansing, MI 48933. Please note the co-op from which you receive your electric service.

Contributors whose recipes we print in 2015 will be entered in a drawing and *Country Lines* will pay the winner's January 2016 electric bill (up to \$200)!

Dill Shrimp Salad (pictured)

Mary Babcock, Port Austin

- 4 c. cooked small shells or penne pasta
- 1 lb. cooked fresh shrimp, diced
- 1 c. frozen peas
- 1 c. small diced celery
- ½ c. chopped green onions, including tops
- ¼ c. minced fresh parsley
- 10 oz. plain Greek yogurt
- 1 c. mayonnaise
- ¼ c. fresh lemon juice
- 2 T. snipped fresh dill
- ½ t. salt
- ¼ t. white pepper

In a large bowl combine pasta, tuna, celery, onions, peas and parsley. In a small bowl combine yogurt, mayonnaise, lemon juice, dill, salt and pepper. Pour sauce over pasta, toss gently. Cover and refrigerate at least two hours. Serves 10.



Stay Warm & Cozy This Winter

Is your furnace or boiler ready for another winter? Do you dread the thought of high energy costs? The Energy Optimization programs brought to you by Great Lakes Energy Cooperative can help make sure your heating system saves energy and keeps the winter chill at bay.

Schedule an HVAC tune-up.

Before the snow starts falling and temperatures take a plunge, schedule a tune-up with your heating, ventilation and air conditioning (HVAC) contractor. To find a qualified contractor nearest you, visit michigan-energy.org or call 877.296.4319.

Time for a new furnace? Get one with a variable speed motor.

If your HVAC contractor says your furnace is working too hard to heat your home or the time has come for a replacement, ask for a furnace with an electronically commutated motor (ECM). An ECM adjusts operating speeds, ensures optimal airflow and uses less electricity—saving you up to \$800 over 10 years.

Use heating rebates.

The following Energy Optimization rebates are now available.

2015 Residential HVAC Rebates	
Measure	Rebate Per Unit
ECM Furnace <i>(new furnace with ECM blower motor)</i>	\$150
ECM Blower Motor <i>(replace motor in existing furnace)</i>	\$150
Pipe Wrap Insulation <i>(installed on electric water heater outlet)</i>	\$0.80/ft (\$8 max)
Programmable Thermostat	\$20

Come out ahead.

From rebates to helpful tools and friendly advice, you'll gain more control over your energy use and feel more comfortable all year long. ■



Rake it in!

Rake in the Savings!

Did you know that heating and cooling accounts for more than half of the energy use in a typical U.S. home, making it the largest energy expense for most homes? **Rake in the savings** with these helpful energy savings tips this fall.

- **Install a programmable thermostat**
Through proper use of the pre-programmed settings, a programmable thermostat can save you up to 10 percent on your heating and cooling costs.
- **Clean / Change the air filter**
Lower your heating and cooling energy consumption by up to 15 percent by cleaning or replacing furnace filters.
- **Schedule a tune-up before you need one**
Schedule a tune-up with your heating ventilation and air conditioning (HVAC) contractor. To find a qualified contractor nearest you, visit our website or call:

ONLINE: michigan-energy.org

PHONE: 877.296.4319



Energy Optimization programs and incentives are applicable to Michigan service locations only. Other restrictions may apply. For a complete list of participating utilities, visit michigan-energy.org.

Talented Members Share “All About Michigan” Photos



1



2



3



4



5



6



7

1. Lavender Farm, Boyne City.
Photo by Linda Carter, Alanson
2. My family and I walked 5 miles on the annual Mackinac Bridge Walk on Labor Day weekend.
Photo by Heidi Segard, Baldwin
3. A great horned owl that sat on our fence for several hours.
Photo by Lori DenBoer, Petoskey
4. Crisp Point Lighthouse on the shore of Lake Superior.
Photo by Gina Lorensen, Montague
5. Kayaking across Pretty Lake in the U.P.
Photo by Sonja Fiel, Boyne City
6. Beautiful scene at Point Betsie Lighthouse Beach, Frankfort.
Photo by Marge Faber, Hastings
7. “The Emerald Isle” in Charlevoix takes you to Beaver Island.
Photo by Janet Goodwin, East Jordan

See more amazing photos at
[facebook.com/greatlakesenergy](https://www.facebook.com/greatlakesenergy)

Enter the ‘Pay My Bill’ Photo Contest!

Great Lakes Energy members whose photos we print in *Country Lines* will be entered in a drawing and one lucky member will win a credit (up to \$200) on their December 2015 energy bill. Submit photos now through Sept. 21. The last topic and deadline of 2015 is **“Kids at Play,”** due **Sept. 21**. Upcoming topics for 2016 include **“Best of Selfies,”** due **Nov. 15** and **“Cute Pets,”** due **Dec. 15**.

Visit gtlakes.com/photocontest to submit your high resolution digital photo, read contest rules and see upcoming themes. It's fast and easy. To send by mail: Include your name, address, phone number, photographer's name, topic and details about your photo to: *Country Lines* Best Shots, P.O. Box 70, Boyne City, MI 49712. Photos will not be returned. Do not send color laser prints or professional studio photos. We look forward to seeing your best shot!



Good Second Quarter for Reliability

SAIDI (pronounced SAY-DEE) says Great Lakes Energy (GLE) finished the second quarter of 2015 with fewer average outage minutes than for the same period last year.

On July 1, average outage minutes totaled 42.8 minutes compared to 65.4 minutes reported on the same date a year ago. We remain on track to reach our 2015 reliability goal, which is to not exceed 182.1 average outage minutes.

The goal is based on average outage minutes recorded during normal conditions. Typically outages are due to weather, animals, equipment failures, vehicle accidents, and other causes.

SAIDI is an industry standard index used by GLE to determine the average amount of time a GLE member could be without power in a given year. Since it represents an average, some members

actually experience no outage times while others experience more than the SAIDI number.

Weather-related outage events are factored into the SAIDI calculations, with the exception of major event days (MEDs). Storms, like the damaging one that hit our service area in early August, create MEDs and historically occur infrequently.

Great Lakes Energy will continue working to limit the weather's damaging impact on its distribution system. The addition of more line protection devices, use of new technologies, improvements to major power line circuits, and ongoing vegetation management to limit tree damage to power lines are all helping to get the lights back on safely and more quickly for members during storms.

Watch for SAIDI goal updates in future issues of *Michigan Country Lines*. ■

STATE OF MICHIGAN

BEFORE THE MICHIGAN PUBLIC SERVICE COMMISSION Case No. U-17782

In the matter on the Commission's own motion, regarding the regulatory reviews, revisions, determinations, and/or approvals necessary for Great Lakes Energy Cooperative to fully comply with Public Act 295 of 2008.

NOTICE OF OPPORTUNITY TO COMMENT

On November 24, 2014, in Case No. U-17770 et al, the Michigan Public Service Commission (Commission) ordered Great Lakes Energy Cooperative to file an Energy Optimization (EO) Plan on or before August 1, 2015 to comply with the "Clean, Renewable and Efficient Energy Act" (2008 PA 295, MCL 460.1001, et seq.). Because August 1, 2015 fell on a Saturday, Great Lakes Energy Cooperative was allowed to extend the filing deadline to August 3, 2015. On August 3, 2015, Great Lakes Energy Cooperative filed its Energy Optimization Plan with the Commission.

Any interested person may review the filed Energy Optimization Plan on the MPSC website under Case No. U-17782 at: michigan.gov/mpscdockets, or at the office of the Commission's Executive Secretary, 7109 West Saginaw, Lansing, Michigan, between the hours of 8:00 a.m. and 12:00 p.m. and 1:00 p.m. and 5:00 p.m., Monday through Friday, or at the offices of Great Lakes Energy Cooperative, 1323 Boyne Avenue, Boyne City, Michigan.

Written and electronic comments may be filed with the Commission and must be received no later than 5:00 p.m. on October 5, 2015. Written comments should be sent to the: Executive Secretary, Michigan Public Service Commission, P.O. Box 30221, Lansing, Michigan 48909, with a copy mailed to: Great Lakes Energy Cooperative, 1323 Boyne Avenue, Boyne City, Michigan 49712. Electronic comments may be e-mailed to: mpscdockets@michigan.gov. All comments should reference Case No. U-17782. Comments received in this matter become public information, posted on the Commission's website, and subject to disclosure. Please do not include information you wish to remain private.

The Commission will review the energy optimization plan together with any filed comments and provide a response within 60 days of the filing of the application indicating any revisions that should be made. If the Commission suggests revisions, the Cooperative will file a revised EO plan no later than 75 days after the filing of the application. A Commission order will be issued on or before the 90th day following the filing of the application.

Three Incumbents Reelected to Board



Election Results Summary

District 1:

Paul Schemanski, Petoskey winner 274

District 2:

Mark Carson, Boyne City winner 538

Ken Tough, Charlevoix 58

District 7:

Paul Byl, Shelby winner 449

Anne Pawli, Montague 203

Incumbents Paul Byl of Shelby, Mark Carson of Boyne City and Paul Schemanski of Petoskey were recently reelected by Great Lakes Energy members in their district to three-year terms on the electric cooperative's board of directors.

Byl and Carson defeated challengers in their district (see election results summary) to earn another term on the board. Schemanski ran unopposed. Byl is a farmer from District 7 (Muskegon, Oceana counties) Carson is the Petoskey Gordon Food Service store manager, an adjunct business instructor at Spring Arbor University and resides in District 2 (Charlevoix, Cheboygan counties). Schemanski is from District 1 (Emmet County) and is a healthcare technology team leader at McLaren Northern Michigan hospital in Petoskey.

Great Lakes Energy members in districts 1, 2 and 7 received their mail-in ballot in the July/August issue of *Michigan Country Lines*. Voters had to return their ballots to a private CPA firm by Aug. 20 and winners were announced Aug. 26 at the cooperative's annual business meeting in Boyne City. ■

Photo: Reelected to the Great Lakes Energy Cooperative Board of Directors are (L to R) Paul Schemanski, Mark Carson and Paul Byl.

Public Act 295: The Clean Renewable and Efficient Energy Act

2014 Annual Energy Optimization Report Great Lakes Energy Cooperative MPSC Case Number U-17370

Great Lakes Energy contracted with the Michigan Electric Cooperative Association (MECA) to administer the Energy Optimization (EO) efforts in order to comply with PA-295. MECA filed a 4-year Energy Optimization plan with the MPSC on Aug. 1, 2011, as required by PA 295. This EO plan was approved by the MPSC on Nov. 10, 2011, and we began implementing the plan Jan. 1, 2012. The Wisconsin Energy Conservation Corporation (WECC) was selected to implement all Residential, Commercial, and Industrial Programs, and the Energy Optimization website michigan-energy.org. WECC has subcontracted with JACO, Michigan Energy Options, Franklin Energy, Morgan Marketing Partners, and Honeywell to assist with the implementation of the EO Programs. MECA contracted with KEMA as the independent 3rd party evaluation contractor for the certification of kWh savings.

In 2014, Great Lakes Energy collected \$2,571,360 through the Energy Optimization Surcharge and spent \$1,849,764 resulting in an over-collection of \$721,596 which will be applied towards the 2015 EO Program delivery expenses and goal achievement. Great Lakes Energy achieved 13,550 MWh of energy savings in 2014. For every dollar spent on energy efficiency programs, customers will save \$3.61 in avoided energy costs. The full report can be obtained at michigan-energy.org or <http://efile.mpsc.state.mi.us/efile>.

SUNKEN TREASURE

THUNDER BAY NATIONAL MARINE SANCTUARY

By Emily Haines

The eerie romance of a shipwreck is something that seems saved for epic adventure novels or blockbuster Hollywood movies. But just off the coast of Lake Huron, near unassuming Alpena, MI—is one of the most treacherous stretches of water in the Great Lakes—a place called Thunder Bay.

If the name itself sounds ominous, it's because Thunder Bay offers up unpredictable shifts in weather, alarming gales, fog banks and notoriously rocky shoals that play ghostly host to an area fittingly called—Shipwreck Alley. There lies the remains of over 200 ships, only about 100 that have been physically discovered. While it's difficult to imagine the friendly beaches of the Great Lakes as anything but welcoming, these deep and traitorous waters were once bustling byways for both recreational and business mariners, not all that ended at their intended destination.

"It's easy to stay motivated and excited in your work when you're dealing with such a robust historical landscape," said Stephanie Gandulla, maritime archeologist and media coordinator for Thunder Bay National Marine Sanctuary. "There are so many stories lying just below the surface of the Great Lakes."

Those stories just increased substantially as the marine sanctuary has grown from 448 square miles to a remarkable 4,300 miles as of last September. This means expanding both research and educational programs as well as a multi-year plan to "characterize" every known shipwreck in the sanctuary. Characterizing can mean a variety of informational components including having a site map, photography, data and sonar images, or even knowing the name and vessel information.

"It's no wonder our student programs appeal to our younger visitors," said Gandulla. "You don't have to be able to scuba dive 300 feet to have an interaction with maritime history. We provide and encourage hands-on experiences both in and on the water."

The experiences are anything from a class trip to the sanctuary's impressive Visitor's Center, with over 10,000 feet of exhibits, participating in a program on shipwreck archeology, or building underwater robotics. There are also glass bottom boat tours that allow visitors to view shipwrecks without ever getting their feet wet. Gandulla says it's not uncommon for students who have had a field trip in elementary or high school or invested themselves in a Shipwreck Alley class to later become a volunteer as an adult.



Twisted hull of the German freighter Nordmeer (1954–1966).



The bow of the schooner E.B. Allen (1864–1871).



The Florida (1889–1897) still sits upright with its package freight still inside.

While all of this is available in our state's backyard, people from around the world come to marvel at these maritime catacombs, as well.

"Beyond the rich and special maritime history of this area, it's also a remarkable place to vacation," said Gandulla. "We have world class recreational opportunities available to us in Michigan and we feel very strongly about sharing them with people from around the globe." ■



The Monohansett, lies only 18 feet below the water's surface.

Visit

If you're interested in a trip to the Visitor's Center, visit thunderbay.noaa.gov/visit. Or, to book a glass bottom boat tour go to alpenashipwrecktours.com/. For more information call 989-356-8805.

Project Shiphunt

On July 13, 2011, the Thunder Bay National Marine Sanctuary (NMS) announced the discovery of two Great Lakes shipwrecks. The discoveries were part of Project Shiphunt, an exciting archaeological expedition, sponsored by Sony and the Intel Corp, that included five high school students from Saginaw. For more on the project, visit thunderbay.noaa.gov/shiphunt.html

Monohansett Site

For a sneak peek at the kind of discoveries you can expect, take a look at the Monohansett, a ship wrecked in 1907 that lies in three sections just 18 feet below water. thunderbay.noaa.gov/shipwrecks/monohansett.html

Photo below: With the hull broken just forward of the boiler house and the ship listing hard to port, the wreck of the Norman, which claimed the lives of three sailors, is an intense dive experience.

Photos by NOAA, Thunder Bay NMS

Tell Us How We're Doing!

You Could Win a \$25 Gift of Energy

We'd like to hear from you. Have you had a positive interaction with a GLE employee either on the phone or in-person? Tell us about it and you could win a \$25 gift of energy.

Contact us with specific details of the interaction, including the employee name, by phone, mail or email. You can even post the comment through a form on our website or on our Facebook page. We'll print your great comments in our employee newsletter. Employees who are recognized will be entered in a quarterly, random prize drawing. Plus we'll award the member who submits the feedback for the winning employee a \$25 gift of energy!

We appreciate your feedback! We also welcome any suggestions or concerns with our service so we can work with you to resolve your issue as quickly as possible.

Contact us with your feedback today.

Please be specific and include the employee name.

888-GT-LAKES

[glenergy@glenergy.com](mailto:glenery@glenergy.com)

gtlakes.com/honorroll

[facebook.com/
greatlakesenergy](https://www.facebook.com/greatlakesenergy)



With the new system, lineworker John Henry can easily access up-to-date GLE distribution system maps on the laptop installed in his truck.

Faster Service to GLE Members

Most electric co-op field workers have experienced the frustration of returning to the office to find a service order waiting for them at a location they have just been. That's why Great Lakes Energy has installed a mobile workforce management (MWFM) system to help connect operations and field workers with supervisors and dispatch in real-time.

By replacing paper and reducing radio use with electronic communications, the new system reduces travel time through the use of GPS, updated maps, and is a fast way for office and field workers to exchange MISS DIG information, service orders, and member information.

It will mean faster service to members, more accurate information for crews, access to a company-wide electronic map viewer, and the ability to track vehicles for dispatch and safety purposes.

The project began in early 2012, headed by Director of Information Technology (IT) Shaun Lamp and Director of Engineering Scott Blecke.

Member Field Rep Brad Howe likes it because he covers 11 counties and is not as familiar with the territory as lineworkers. "I can click on a pole or transformer on the map and it takes me right to it," he says. The topographical map display also shows areas of water, which makes it easier to plan an efficient travel route, and he can communicate by email from the laptop.

"By the time we are done, all departments will be impacted in one way or another," Lamp reports. ■

Donors Are Winners!



Did you know we award \$100 billing credits to Great Lakes Energy members who support the People Fund? Six winners are randomly selected each June and December.

Several generous People Fund supporters recently became winners. See the list of members who received a \$100 bill credit on this page.

You Can Be a Winner, Too

Current People Fund supporters and any member who becomes a People Fund contributor before the next drawing on Dec. 1 are eligible to win.

People Fund contributors allow Great Lakes Energy to round up their electric bills to the nearest dollar each month. The rounded-up amounts, which average less than 50 cents a month, are used to award grants to local charities and community groups such as food pantries, senior citizen centers and youth programs.

Great Lakes Energy relies solely on your voluntary contributions to support the People Fund. In 2014,

People Fund directors awarded \$168,457 in grants to charitable and community organizations throughout our 26-county service area.

For a complete list of 2014 grant recipients, visit the "Your Community" section on our website gtlakes.com.

Winners' gifts are provided by Great Lakes Energy and do not involve the use of any People Fund round-up money.

Don't miss your chance to be the next winner! Call our office or visit gtlakes.com to sign up today. ■

Congratulations to our winners!

Thanks for your ongoing support of the People Fund.

Steven and Lori Mosier, Baldwin
Clint Chilcote, Sand Lake
Joseph and Cathleen Floreno, Mancelona
Gary Smith, Reed City
Kathleen Miller, Pentwater
Cloyce Tuttle, Fife Lake

Attend a Free Energy Seminar

Two free energy seminars for Great Lakes Energy members will be held this fall. Attend the one nearest to you.

Learn about home heating and cooling options with geothermal and air-source heat pumps and energy optimization (EO) programs that offer incentives to help co-op members save energy. They include rebates for the purchase of furnaces with variable speed blower motors, heat pump water heaters, refrigerators, televisions, lighting and more. In addition, information on EO programs that offer free appliance recycling and online audits will be provided.

Local heating and cooling companies and Great Lakes Energy staff members will be on hand to answer questions related to heat pumps.

Co-op members will learn about other incentive programs offered by Great Lakes Energy, too.

Door prizes will be awarded. Winners will receive energy saving gifts. ■



Register now and attend either session:

**Saturday, Oct. 10, from 10 a.m. to Noon
at our GLE office in Newaygo**

**Saturday, Oct. 17, from 10 a.m. to Noon
at our GLE office in Boyne City**

Space is limited, so please register by calling 1-888-485-2537, ext. 8958, or email: events@glenergy.com

Communicating in the Age of the Emoji

By Jack O'Malley

A few years ago my son stood before a display of old rotary phones in an antique store, puzzled by the seemingly ancient devices. "How did people text with those?" he asked. I chuckled before the thought occurred to me. An entire generation now exists who've never known life without mobile phones, text messages, Google or social media.

In today's world of technology a new digital language based on acronyms and emojis has emerged, allowing people to communicate instantly with little more than a few letters and characters. In the old days, we huddled around the handset during a long-distance call, everyone listening and talking at the same time because the calls were too expensive for everyone to have a separate turn talking. I guess I'm officially an old fogie! LOL

Mobile phones have become such an essential part of our lives, we have a hard time functioning without one. Like an extra appendage, we rely on a cell's convenience, intelligence and sheer ability to do almost anything. Want to play Scrabble? Download the app. Want to enhance a photo? Download an app. Want to check Facebook? Download the app. Want to shop? Download an app. There are apps (short for "applications," programs designed specifically for use on portable devices) for everything. Just ask my wife. She'll tell you. SMH (that's **s**haking **m**y **h**ead for all you rookies out there.)

Our reliance on digital technology can only be ascertained when we forget our cell. Ever reached for your phone to make a quick call or send a text



only to realize you left your cell on the charger at home? Panic ensues. I've actually broken into a sweat and driven an hour round trip just to have my phone on hand! :)



Jack O'Malley

Times have sure changed since I was a lad. These kids might run circles around me when it comes to their smart phones, but I had something they didn't. The most popular rotary phone ever made, an original Fisher-Price Chatter Telephone toy. And let me tell you, it was GR8! ■



«« Where in Michigan is This?

Every co-op member who identifies the correct location of the photo at left by **Oct. 10** will be entered in a drawing to win a \$50 electricity credit from their electric co-op.

We do not accept Mystery Photo guesses by phone. Enter your guess at countrylines.com or send by mail to: *Country Lines Mystery Photo*, 201 Townsend St., Suite 900, Lansing, MI 48933. Include the name on your account, address, phone number, and name of your co-op.

FALL Metal Roof SALE!

If you plan to stay in
your home, a metal roof is
cheaper than asphalt!

Order in the month of September
& receive a **FREE UPGRADE** from
Steel to Aluminum plus

30% OFF

your garage or outbuilding when
added to your order.

**VETERAN and SENIOR
Discounts Available!**

Financing Available

Call Today! 844.638.2576
844.METAL.ROOFS

VISIT OUR SHOWROOMS • FLINT 6140 Taylor Drive
• CHARLOTTE 1875 Lansing Road

View our website to see a gallery of roofs we've
installed in and around Michigan or to request a quote.

AmericanMetalRoofs.com



American Metal Roofs • Made in America




WHY METAL?

Toughness and low maintenance requirements make metal roofing perfect for the demanding needs of agricultural applications.

Each roof is hand-crafted and finished with custom made trims and accessories available in a variety of colors.

AMR's high standards of functional durability are met by utilizing only the best materials and the most qualified installers who attain a minimum of 300 training hours.



Your Touchstone Energy® Cooperative 

gtlakes.com

 facebook.com/greatlakesenergy



THANK YOU TO OUR MEMBERS

We appreciate your patience and understanding during the August wind storm.

- *Nearly 38,700 members restored*
- *246 broken poles replaced*
- *210 employees in the field daily*
- *Storm damage in all 26 counties we serve*

Thanks for being a member.

Watch one member's vivid account of the storm and how his dog saved his life. Visit youtube.com/greatlakesenergy to watch "A Member's Story—Surviving the Storm".

